

PERIODICO OFICIAL

ORGANO DEL GOBIERNO
ESTADO LIBRE Y



CONSTITUCIONAL DEL
SOBERANO DE OAXACA

Registrado como artículo de segunda clase de fecha 23 de diciembre del año 1921

TOMO
CIV

OAXACA DE JUÁREZ, OAX., JULIO 9 DEL AÑO 2022.

No. 28

GOBIERNO DEL ESTADO PODER EJECUTIVO TERCERA SECCIÓN

SUMARIO

SECRETARÍA DE FINANZAS

IMPORTE DE LAS PARTICIPACIONES.- PAGADAS A LOS MUNICIPIOS DEL ESTADO DE OAXACA CORRESPONDIENTE AL SEGUNDO TRIMESTRE ABRIL - JUNIO 2022, INCLUYE EL PRIMER AJUSTE TRIMESTRAL DEL FONDO DE FISCALIZACIÓN Y RECAUDACIÓN EJERCICIO 2022, EL AJUSTE DEFINITIVO 2021 DEL FONDO GENERAL DE PARTICIPACIONES, 1ER AJUSTE CUATRIMESTRAL 2022, DEL FONDO DEL IMPUESTO ESPECIAL SOBRE PRODUCCIÓN (IEPS).....**PÁG. 2**

IMPORTE DE LAS PARTICIPACIONES.- PAGADAS A LOS MUNICIPIOS DEL ESTADO DE OAXACA CORRESPONDIENTE AL MES DE ABRIL, INCLUYE EL PRIMER AJUSTE TRIMESTRAL DEL FONDO DE FISCALIZACIÓN Y RECAUDACIÓN EJERCICIO 2022.....**PÁG. 24**

IMPORTE DE LAS PARTICIPACIONES.- PAGADAS A LOS MUNICIPIOS DEL ESTADO DE OAXACA CORRESPONDIENTE AL MES DE MAYO 2022, INCLUYE EL AJUSTE DEFINITIVO 2021 DEL FONDO GENERAL DE PARTICIPACIONES.....**PÁG. 46**

IMPORTE DE LAS PARTICIPACIONES.- PAGADAS A LOS MUNICIPIOS DEL ESTADO DE OAXACA CORRESPONDIENTE AL MES DE JUNIO 2022, INCLUYE 1ER AJUSTE CUATRIMESTRAL 2022, DEL FONDO DEL IMPUESTO ESPECIAL SOBRE PRODUCCIÓN (IEPS).....**PÁG. 66**

En cumplimiento a lo dispuesto en los artículos 82, 80 de la Constitución Política del Estado Libre y Soberano de Oaxaca, 6 párrafo cuarto de la Ley de Coordinación Fiscal; 3 fracción I, 27 fracción III, 45 fracción XXI de la Ley Orgánica del Poder Ejecutivo del Estado de Oaxaca; 11 último párrafo de la Ley de Coordinación Fiscal para el Estado de Oaxaca; 2, 4 fracción II, inciso c, y 27 fracciones X y XI del Reglamento Interior de la Secretaría de Finanzas del Poder Ejecutivo del Estado, numeral 5 fracción II, inciso b del Acuerdo por el que se expide los lineamientos para la publicación de la información a que se refiere el artículo 6o. de la Ley de Coordinación Fiscal.

I. Importe de las participaciones pagadas a los municipios del Estado de Oaxaca correspondiente al SEGUNDO TRIMESTRE ABRIL - JUNIO 2022, incluye el EL PRIMER AJUSTE TRIMESTRAL DEL FONDO DE FISCALIZACIÓN Y RECAUDACIÓN EJERCICIO 2022, el AJUSTE DEFINITIVO 2021 DEL FONDO GENERAL DE PARTICIPACIONES, 1ER AJUSTE CUATRIMESTRAL 2022, del FONDO DEL IMPUESTO ESPECIAL SOBRE PRODUCCIÓN (IEPS)

Clave de Municipio	Municipio	FONDO GENERAL DE PARTICIPACIONES	FONDO DE FOMENTO MUNICIPAL	FONDO DE IMPUESTOS ESPECIALES SOBRE PRODUCCIÓN Y SERVICIOS	FONDO DE FISCALIZACIÓN Y RECAUDACIÓN	FONDO DE COMPENSACIÓN	FONDO DE IMPUESTO SOBRE AUTOMÓVILES NUEVOS	IMPUESTO LAS VENTAS FINALES DE GASOLINAS Y DIESEL	FONDO DE COMPENSACIÓN DEL IMPUESTO SOBRE AUTOMÓVILES NUEVOS IBAN	ISR ARTICULO 126	ISR 3-8	Hydrocarburos	total
001	ABEJONES	414,231.00	159,426.00	6,175.00	21,690.00	2,203.00	2,089.00	1,577.00	1,107.00	271.00	-	-	668,779.00
002	ACATLAN DE PEREZ FIGUEROA	9,995,670.00	3,490,296.00	100,934.00	454,061.00	118,683.00	59,178.00	89,287.00	14,526.00	16,330.00	-	108,660.00	14,448,705.00
003	ASUNCION	669,358.00	148,698.00	8,167.00	32,502.00	6,626.00	3,739.00	4,798.00	1,311.00	829.00	-	-	876,028.00
004	CACALOTEPEC	345,454.00	112,395.00	4,385.00	16,875.00	2,924.00	1,873.00	2,103.00	804.00	367.00	8,676.00	-	495,826.00
005	CUNTOTEPÍ	7,578,204.00	1,414,073.00	66,830.00	332,915.00	40,493.00	47,402.00	54,362.00	7,404.00	15,132.00	-	-	9,556,824.00
006	ICITALTEPEC	5,072,471.00	1,370,153.00	46,165.00	215,925.00	54,021.00	28,234.00	39,745.00	7,377.00	7,135.00	318,101.00	-	7,109,377.00
007	MOCHITLAN	836,077.00	387,817.00	10,884.00	41,325.00	6,155.00	4,452.00	4,594.00	1,881.00	812.00	-	-	1,293,897.00
008	OCUILAN	443,287.00	180,362.00	5,259.00	21,291.00	1,928.00	2,467.00	2,173.00	798.00	551.00	-	-	658,097.00
009	TLACOLUJUA	1,438,798.00	501,069.00	13,388.00	67,658.00	17,988.00	8,575.00	12,783.00	2,520.00	2,171.00	-	-	2,126,917.00
009	AYOTZITLITEPEC	6,457,370.00	918,324.00	52,624.00	281,619.00	35,795.00	42,853.00	52,840.00	4,569.00	15,283.00	223,753.00	-	8,085,080.00
010	EL BARRIO DE LA SOLEDAD	436,508.00	170,924.00	5,643.00	21,717.00	3,641.00	2,403.00	2,741.00	918.00	495.00	9,428.00	-	654,418.00
011	CAHUJUALA	2,261,555.00	283,740.00	23,240.00	109,758.00	28,712.00	13,486.00	21,347.00	3,270.00	3,759.00	28,641.00	-	2,771,505.00
012	CANDELABRIA	1,388,828.00	658,978.00	15,288.00	64,204.00	8,043.00	7,770.00	7,794.00	2,583.00	1,869.00	89,213.00	-	2,444,520.00
013	LOTECHA	11,517,876.00	2,692,062.00	105,034.00	500,766.00	74,882.00	70,474.00	82,049.00	17,709.00	20,709.00	-	-	15,082,511.00
014	CIUDAD IXTTEPEC	1,225,492.00	243,540.00	14,162.00	58,419.00	13,790.00	7,004.00	9,969.00	2,187.00	2,696.00	-	-	1,576,259.00
015	COATECAS ALTAS	1,946,931.00	223,071.00	20,691.00	90,226.00	24,284.00	11,458.00	17,912.00	3,022.00	3,073.00	-	-	2,340,658.00
016	COICUYAN DE LAS FLORES	926,545.00	284,344.00	10,735.00	44,184.00	9,373.00	5,277.00	7,026.00	1,662.00	1,266.00	13,659.00	-	1,303,071.00
017	LA COMPAÑIA	390,240.00	172,162.00	5,288.00	19,775.00	3,971.00	2,140.00	1,855.00	934.00	419.00	-	-	594,774.00
018	CONCEPCION BUENAVISTA	748,735.00	142,887.00	9,060.00	36,010.00	7,198.00	4,125.00	5,188.00	1,476.00	897.00	-	-	950,576.00
019	PAPALO	1,150,279.00	621,817.00	12,195.00	53,324.00	12,590.00	6,783.00	9,764.00	1,734.00	1,829.00	85,470.00	-	1,956,705.00
020	CONSTANCA DEL ROSARIO	3,419,920.00	1,144,853.00	35,236.00	156,933.00	30,263.00	20,529.00	29,974.00	5,286.00	5,780.00	-	-	4,856,774.00
021	COSOLAPA	455,030.00	156,717.00	5,110.00	24,317.00	2,114.00	2,588.00	2,424.00	849.00	622.00	10,948.00	-	657,719.00
022	COSOLTEPEC	5,250,117.00	2,009,724.00	43,577.00	227,714.00	70,461.00	33,681.00	57,033.00	4,383.00	11,289.00	566,485.00	-	8,284,464.00
023	CUILAPAN DE GUENERO	1,352,789.00	584,498.00	14,671.00	60,936.00	9,454.00	6,831.00	6,794.00	2,352.00	1,158.00	-	-	2,039,464.00
024	CUYAMECALCO VILLA DE ZARAGOZA	3,147,294.00	958,823.00	24,414.00	128,606.00	29,906.00	18,916.00	26,271.00	3,297.00	5,633.00	-	-	4,343,161.00
025	CHARUITES	2,413,507.00	547,865.00	25,261.00	111,947.00	23,680.00	14,527.00	19,962.00	3,488.00	4,109.00	191,018.00	-	3,355,354.00
026	CHALCATONGO DE HIDALGO	716,169.00	409,608.00	8,891.00	35,035.00	5,653.00	3,888.00	4,505.00	1,431.00	869.00	-	-	1,186,149.00
027	CHIHUIHUITLAN DE BENITO JUAREZ												



GOBIERNO DEL ESTADO DE OAXACA

Ciudad de Municipio	Municipio	FONDO GENERAL DE PARTICIPACIONES	FONDO DE FOMENTO MUNICIPAL	FONDO DE IMPUESTOS ESPECIALES SOBRE PRODUCCION Y SERVICIOS	FONDO DE FISCALIZACION Y RECAUDACION	FONDO DE COMPENSACION	IMPUESTO SOBRE AUTOMOVILES NUEVOS	IMPUESTO A LAS VENTAS FINALES DE GASOLINAS Y DIESEL	FONDO DE COMPENSACION DEL IMPUESTO DE AUTOMOVILES NUEVOS ISAN	ISR ARTICULO 128	ISR 3-5	Hidrocarburos	total
028	HEROICA CIUDAD DE ETLA DE CRESPO	5,469,669.00	1,603,255.00	54,244.00	249,389.00	60,570.00	33,437.00	49,586.00	7,051.00	9,908.00	-	-	7,617,111.00
029	ELOCHITLAN DE FLORES MAGON	1,174,031.00	510,666.00	13,276.00	55,090.00	10,892.00	6,535.00	8,239.00	2,055.00	1,491.00	-	-	1,782,275.00
030	EL ESPINAL	7,406,928.00	670,074.00	57,040.00	303,117.00	23,386.00	42,525.00	39,431.00	5,913.00	11,964.00	201,262.00	-	8,761,640.00
031	TAMAZULAPAN DEL ESPIRITU SANTO	2,239,351.00	283,977.00	21,373.00	96,300.00	18,744.00	11,708.00	13,700.00	3,785.00	2,404.00	-	-	2,690,842.00
032	FRESNILLO DE TRUJANO	408,130.00	191,382.00	5,603.00	20,684.00	2,799.00	2,160.00	2,077.00	966.00	369.00	-	-	634,170.00
033	GUADALUPE ETLA	327,600.00	343,790.00	8,064.00	37,629.00	7,797.00	5,234.00	7,269.00	1,179.00	1,648.00	5,013.00	-	1,245,223.00
034	GUADALUPE DE RAMIREZ	496,687.00	236,370.00	5,944.00	23,860.00	3,391.00	2,746.00	2,875.00	948.00	598.00	34,903.00	-	808,322.00
035	GUELATAO DE JUAREZ	270,459.00	190,966.00	3,149.00	12,331.00	1,756.00	1,567.00	1,680.00	522.00	389.00	12,136.00	-	495,555.00
036	GUEVEA DE HUMBOLDT	1,225,432.00	187,881.00	13,184.00	56,440.00	13,741.00	6,909.00	9,785.00	2,007.00	1,665.00	-	-	1,517,044.00
037	MESONES HIDALGO	1,053,599.00	332,325.00	12,065.00	49,968.00	11,488.00	6,011.00	8,386.00	1,887.00	1,453.00	-	-	1,477,162.00
038	VILLA HIDALGO	549,913.00	202,947.00	6,709.00	26,526.00	4,928.00	3,002.00	3,588.00	1,116.00	621.00	21,298.00	-	820,628.00
039	HEROICA CIUDAD DE HUAUJAPAN DE LEON	34,764,030.00	9,145,177.00	289,640.00	1,480,795.00	208,363.00	213,439.00	251,415.00	38,790.00	66,722.00	1,544,454.00	-	48,003,234.00
040	HUATEPEC	1,401,505.00	195,021.00	15,298.00	65,511.00	16,259.00	8,170.00	12,138.00	2,277.00	2,122.00	319,971.00	-	2,038,272.00
041	HUAUTLA DE JIMENEZ	7,030,173.00	2,009,808.00	78,012.00	329,572.00	81,889.00	40,347.00	59,021.00	11,858.00	30,098.00	275,231.00	-	9,925,959.00
042	IXTLAN DE JUAREZ	2,877,267.00	650,311.00	26,748.00	127,504.00	22,133.00	17,550.00	22,168.00	3,645.00	5,250.00	127,216.00	-	3,879,801.00
043	HEROICA CIUDAD DE JUCHITAN DE ZARAGOZA	39,534,396.00	8,967,024.00	351,379.00	1,740,857.00	301,632.00	246,144.00	316,452.00	38,982.00	77,651.00	-	-	51,574,517.00
044	LOMA BONITA	14,397,511.00	5,592,122.00	338,951.00	642,663.00	108,338.00	84,276.00	101,531.00	19,539.00	23,007.00	-	586,908.00	21,695,826.00
045	MAGDALENA APASCO	2,331,276.00	1,128,897.00	22,541.00	121,847.00	21,037.00	14,539.00	24,708.00	2,001.00	6,476.00	-	-	4,177,362.00
046	MAGDALENA JALTEPEC	1,466,730.00	441,069.00	14,308.00	65,442.00	7,715.00	8,678.00	9,200.00	2,247.00	2,409.00	31,994.00	-	2,049,812.00
047	SANTA MAGDALENA OCOTLAN	170,519.00	91,430.00	2,714.00	9,234.00	215.00	870.00	359.00	510.00	108.00	-	-	275,959.00
048	MAGDALENA MIXTEPEC	491,158.00	223,187.00	6,505.00	24,600.00	3,718.00	1,654.00	2,800.00	1,086.00	506.00	4,716.00	-	760,930.00
049	MAGDALENA OCOTLAN	395,916.00	193,112.00	5,306.00	19,914.00	3,058.00	2,129.00	2,255.00	897.00	395.00	-	-	623,022.00
050	MAGDALENA PERASCO	2,070,242.00	232,701.00	11,291.00	47,191.00	9,743.00	5,689.00	7,375.00	1,021.00	1,344.00	37,600.00	-	1,364,997.00
051	MAGDALENA TETIPAC	1,390,384.00	627,086.00	14,557.00	64,431.00	12,181.00	8,334.00	10,956.00	2,007.00	2,337.00	46,670.00	-	2,178,943.00
052	MAGDALENA TIQUISITLAN	1,814,407.00	482,730.00	14,850.00	74,099.00	15,767.00	10,545.00	13,560.00	2,553.00	2,850.00	-	-	2,411,401.00
053	MAGDALENA TLAQUEPEC	1,129,232.00	570,951.00	17,732.00	60,789.00	1,413.00	5,701.00	3,084.00	3,147.00	676.00	52,847.00	-	1,847,642.00
054	MAGDALENA ZAHUATLAN	306,532.00	145,380.00	3,941.00	15,087.00	1,065.00	1,648.00	1,220.00	687.00	314.00	-	-	475,857.00

Clave de Municipio	Municipio	FONDO GENERAL DE PARTICIPACIONES	FONDO DE FOMENTO MUNICIPAL	FONDO DE IMPUESTOS ESPECIALES SOBRE PRODUCCION Y SERVICIOS	FONDO DE FISCALIZACION Y RECAUDACION	FONDO DE COMPENSACION	IMPUESTO SOBRE AUTOMOVILES NUEVOS	IMPUESTO LAS VERTAS EN LAS FINALIDADES GASOLINAS Y DIESEL	FONDO DE COMPENSACION DEL IMPUESTO Y SOBRE AUTOMOVILES NUEVOS ISAN	ISR ARTICULO 128	ISR 3-B	Hydrocarburos	total
055	MARISCALA DE JUABEZ	1,487,601.00	353,651.00	13,896.00	66,776.00	9,845.00	9,297.00	11,322.00	1,626.00	2,916.00	-	-	1,956,910.00
056	MARTINES DE TACUBAYA	427,520.00	117,966.00	5,553.00	21,294.00	3,777.00	2,324.00	2,691.00	990.00	458.00	-	-	582,453.00
057	MATIAS ROMERO	14,131,870.00	3,641,499.00	123,868.00	609,727.00	100,843.00	84,659.00	103,447.00	15,693.00	24,937.00	-	179,095.00	19,015,078.00
058	AVENDANO MAZATLAN VILLA DE FLORES	2,792,477.00	295,299.00	30,461.00	130,077.00	32,659.00	16,118.00	23,834.00	4,641.00	4,089.00	-	-	3,328,655.00
059	MANHUATLAN DE BOSCHIBO DIAZ	13,025,696.00	4,899,538.00	123,219.00	576,127.00	192,732.00	77,335.00	110,155.00	15,669.00	22,454.00	-	-	18,966,925.00
060	MEXISTLAN DE LA REFORMA	720,816.00	202,551.00	8,427.00	34,033.00	6,486.00	3,892.00	4,655.00	1,386.00	798.00	-	-	983,044.00
061	MOMIAS	956,407.00	508,025.00	11,170.00	45,204.00	7,482.00	5,161.00	5,744.00	1,770.00	1,058.00	-	-	1,542,021.00
062	NATIVIDAD	335,445.00	140,601.00	4,351.00	16,712.00	1,319.00	1,847.00	1,478.00	726.00	376.00	-	-	503,855.00
063	NAZARENO ET LA	940,027.00	421,315.00	9,058.00	42,381.00	11,473.00	5,805.00	9,004.00	1,266.00	1,762.00	27,013.00	-	1,469,065.00
064	NEJAPA DE MADREBO	1,898,300.00	878,342.00	19,340.00	86,412.00	72,315.00	11,216.00	16,768.00	2,868.00	3,069.00	-	-	2,938,630.00
065	IXTAPANTEPEC NIEVES	470,035.00	287,975.00	6,312.00	23,527.00	2,806.00	2,467.00	2,198.00	1,095.00	437.00	-	-	796,833.00
066	SANTIAGO NILETEPEC	1,828,625.00	1,102,687.00	18,168.00	80,185.00	14,069.00	10,252.00	11,766.00	3,150.00	2,414.00	-	-	3,071,176.00
067	OXAJACA DE JUABEZ	204,704,134.00	57,336,682.00	1,921,004.00	8,987,152.00	725,147.00	1,202,356.00	1,234,511.00	226,815.00	375,584.00	2,713,544.00	-	279,426,939.00
068	OCOTLAN DE MORELOS	7,915,010.00	2,106,088.00	71,257.00	350,733.00	62,554.00	49,958.00	66,690.00	8,574.00	16,045.00	557,049.00	-	11,202,958.00
069	LAPTE	748,019.00	270,807.00	8,760.00	35,963.00	7,968.00	4,303.00	5,892.00	1,332.00	1,050.00	13,064.00	-	1,098,158.00
070	PINOTEPA DE DOMIJS	1,496,344.00	627,878.00	15,465.00	68,609.00	16,761.00	8,832.00	12,879.00	2,211.00	2,408.00	34,120.00	-	2,785,502.00
071	PLUMIA HIDALGO	1,234,969.00	803,144.00	16,307.00	61,923.00	8,441.00	6,705.00	6,711.00	2,645.00	1,290.00	48,180.00	-	2,195,355.00
072	SAN JOSE DEL PROGRESO	6,686,789.00	628,120.00	48,884.00	278,656.00	21,010.00	47,081.00	54,862.00	2,220.00	18,371.00	-	-	7,787,063.00
073	PUTA VILLA DE GUERRERO	8,215,482.00	2,493,693.00	78,701.00	367,114.00	91,263.00	49,528.00	73,124.00	11,016.00	14,394.00	907,526.00	-	12,302,841.00
074	SANTA CATARINA	330,254.00	172,366.00	5,252.00	17,801.00	1,202.00	1,618.00	890.00	954.00	161.00	2,637.00	-	533,135.00
075	QUIBOUITANI REFORMA DE PINEDA	1,215,216.00	522,821.00	12,394.00	51,274.00	7,029.00	6,041.00	5,191.00	2,271.00	937.00	-	-	1,825,176.00
076	LA REFORMA	893,232.00	526,745.00	9,737.00	41,491.00	8,964.00	5,104.00	6,792.00	1,531.00	1,256.00	-	-	1,497,333.00
077	REYES ET LA	1,143,829.00	390,354.00	11,010.00	51,274.00	11,548.00	6,901.00	9,705.00	1,494.00	2,007.00	33,372.00	-	1,681,484.00
078	ROJAS DE CUAUHTEHOC	661,748.00	189,557.00	6,545.00	29,917.00	3,456.00	3,809.00	4,122.00	831.00	1,087.00	26,339.00	-	927,511.00
079	SALINA CRUZ	45,176,615.00	7,367,737.00	358,455.00	1,910,889.00	225,074.00	289,722.00	334,628.00	43,923.00	97,161.00	-	-	55,804,204.00
080	SAN AGUSTIN AMATEONGO	474,390.00	186,908.00	6,140.00	23,508.00	4,155.00	2,585.00	3,006.00	1,017.00	510.00	58,848.00	-	760,076.00
081	SAN AGUSTIN	526,114.00	176,061.00	6,415.00	25,438.00	4,887.00	2,894.00	3,538.00	1,053.00	615.00	-	-	747,015.00
082	ATENANGO	1,030,187.00	322,250.00	11,664.00	48,764.00	10,902.00	5,926.00	8,134.00	1,770.00	1,471.00	39,558.00	-	1,480,626.00
083	SAN AGUSTIN DE LAS JUNTAS	2,543,194.00	860,409.00	21,274.00	110,842.00	30,382.00	16,482.00	26,281.00	2,067.00	5,622.00	130,833.00	-	3,747,316.00
084	SAN AGUSTIN ET LA	1,279,530.00	341,430.00	11,456.00	55,860.00	11,122.00	7,746.00	10,265.00	1,476.00	2,314.00	-	-	1,721,199.00
085	SAN AGUSTIN LOXICHA	5,185,691.00	841,136.00	49,008.00	232,445.00	6,717.00	31,978.00	52,428.00	6,237.00	9,750.00	-	-	6,475,886.00

Clave de Municipio	Municipio	FONDO GENERAL DE PARTICIPACIONES	FONDO DE FOMENTO MUNICIPAL	FONDO DE IMPUESTOS ESPECIALES SOBRE PRODUCCION Y SERVICIOS	FONDO DE FISCALIZACION Y RECAUDACION	FONDO DE COMPENSACION	IMPUESTO SOBRE AUTOMOVILES NUEVOS	IMPUESTO A LAS VENTAS DE FINALES DE GASOLINAS Y DIESEL	FONDO DE COMPENSACION DEL IMPUESTO SOBRE AUTOMOVILES NUEVOS (SAN)	ISR ARTICULO 128	ISR 3-B	Hidrocarburos	Total
114	SAN BALTARZAR YATZACHI EL BANO	309,255.00	131,238.00	4,464.00	16,002.00	1,772.00	1,607.00	1,328.00	792.00	243.00	14,207.00	-	480,908.00
115	SAN BARTOLO	2,432,749.00	1,056,012.00	20,809.00	105,702.00	27,609.00	15,372.00	23,647.00	2,529.00	4,996.00	92,174.00	-	3,781,594.00
116	COXITLAPAC	1,004,010.00	181,149.00	11,679.00	47,868.00	10,668.00	5,721.00	7,851.00	1,869.00	1,372.00	-	-	1,272,077.00
117	AYAUHTLA	688,595.00	346,413.00	8,284.00	33,287.00	5,749.00	3,870.00	4,568.00	1,908.00	879.00	15,239.00	-	1,109,132.00
118	SAN BARTOLOME LONCHIA	1,760,823.00	450,693.00	17,734.00	78,844.00	6,239.00	10,076.00	9,919.00	2,458.00	2,571.00	26,836.00	-	2,365,743.00
119	QUILAHUACA	311,567.00	134,667.00	4,681.00	16,467.00	1,926.00	1,625.00	1,386.00	837.00	240.00	18,440.00	-	491,836.00
120	YUCUAMÉ	334,819.00	167,467.00	4,978.00	17,609.00	1,182.00	1,735.00	1,116.00	870.00	254.00	12,296.00	-	542,266.00
121	SAN BARTOLOME ZOOBOGORIO	355,268.00	134,877.00	4,986.00	18,221.00	1,570.00	1,883.00	1,438.00	861.00	318.00	7,779.00	-	515,701.00
122	SOYALTEPEC	329,314.00	147,694.00	4,271.00	15,304.00	1,719.00	1,784.00	1,567.00	738.00	347.00	14,591.00	-	518,319.00
123	SAN BERNARDO	694,083.00	279,698.00	7,939.00	32,802.00	7,408.00	3,937.00	5,357.00	1,281.00	932.00	16,831.00	-	1,050,183.00
124	MEXITEPEC	4,916,940.00	1,293,739.00	44,030.00	215,672.00	50,827.00	30,469.00	44,705.00	5,823.00	9,438.00	286,040.00	-	6,897,643.00
125	SAN CARLOS	2,703,948.00	670,581.00	28,104.00	123,750.00	30,231.00	15,715.00	22,806.00	4,089.00	4,128.00	-	-	3,603,352.00
126	YANITEPEC	1,181,525.00	666,926.00	12,839.00	55,033.00	13,961.00	6,850.00	10,172.00	1,826.00	1,759.00	15,998.00	-	1,966,979.00
127	AMATLAN	539,123.00	149,891.00	6,844.00	26,437.00	3,256.00	2,887.00	2,717.00	1,116.00	550.00	27,993.00	-	759,804.00
128	AMOLTEPEC	445,870.00	282,209.00	5,966.00	22,338.00	3,545.00	2,415.00	2,579.00	1,092.00	457.00	-	-	766,471.00
129	SAN CRISTOBAL LACHINGOAG	658,183.00	250,516.00	5,862.00	28,075.00	944.00	3,711.00	2,807.00	819.00	964.00	-	-	943,881.00
130	SAN DOMINGO DEL MAR	1,430,245.00	382,704.00	17,131.00	69,050.00	13,420.00	8,064.00	10,181.00	2,697.00	1,853.00	28,119.00	-	1,964,464.00
131	SAN DOMINGO	2,821,545.00	691,539.00	31,292.00	131,803.00	29,743.00	16,065.00	21,996.00	4,932.00	3,913.00	42,006.00	-	3,794,846.00
132	OCOTEPEC	621,200.00	205,251.00	7,039.00	29,192.00	3,630.00	3,485.00	3,503.00	1,118.00	808.00	28,518.00	-	903,742.00
133	OCOTLAN	1,104,351.00	366,508.00	12,418.00	52,278.00	10,225.00	6,448.00	8,368.00	1,690.00	1,661.00	-	-	1,564,148.00
134	SAN ESTEBAN ATATLAHUACA	5,386,171.00	2,751,307.00	54,164.00	251,237.00	73,561.00	33,729.00	55,037.00	7,312.00	9,812.00	-	-	8,823,350.00
135	SAN FELIPE JALAPA DE DIAZ	1,707,253.00	463,121.00	16,219.00	76,723.00	21,651.00	10,537.00	16,852.00	2,058.00	3,213.00	-	-	2,317,627.00
136	TEJAPAM	2,720,895.00	1,202,984.00	27,808.00	124,289.00	31,961.00	16,088.00	24,096.00	3,918.00	4,417.00	58,631.00	-	4,215,086.00
137	SAN FELIPE USILA	1,274,324.00	524,411.00	33,143.00	58,271.00	8,938.00	7,573.00	8,930.00	2,049.00	2,088.00	31,970.00	-	1,931,719.00
138	SAN FRANCISCO CAHUACUA	334,303.00	111,218.00	4,300.00	16,713.00	1,187.00	1,903.00	1,573.00	693.00	434.00	-	-	472,311.00
139	SAN FRANCISCO CALDIHOS	655,905.00	160,547.00	8,469.00	32,538.00	5,701.00	3,587.00	4,156.00	1,401.00	723.00	-	-	873,067.00
140	CHIAPULAPA	209,325.00	149,466.00	3,891.00	14,792.00	2,143.00	1,614.00	1,667.00	648.00	318.00	908.00	-	470,771.00

Ciudad de Municipio	Municipio	FONDO GENERAL DE PARTICIPACIONES	FONDO DE FOMENTO MUNICIPAL	FONDO DE IMPUESTOS ESPECIALES SOBRE PRODUCCION Y SERVICIOS	FONDO DE FISCALIZACION Y RECAUDACION	FONDO DE COMPENSACION	IMPUESTO SOBRE AUTOMOVILES NUEVOS	IMPUESTO A LAS VENTAS FINALES DE GASOLINAS Y DIESEL	FONDO DE COMPENSACION DEL IMPUESTO SOBRE AUTOMOVILES NUEVOS	ISR ARTICULO 126	ISR 3-B	Hydrocarbons	Total
141	SAN FRANCISCO DEL MAR	2,242,162.00	957,957.00	22,123.00	102,374.00	22,662.00	13,857.00	19,840.00	2,808.00	4,197.00	-	-	9,387,980.00
142	SAN FRANCISCO HUENETLAN	357,216.00	120,144.00	5,083.00	18,318.00	2,184.00	1,839.00	1,573.00	900.00	788.00	-	-	507,525.00
143	SAN FRANCISCO ICHUATAN	3,485,689.00	810,704.00	30,301.00	149,622.00	24,990.00	21,450.00	76,472.00	4,137.00	6,511.00	35,262.00	-	4,595,040.00
144	SAN FRANCISCO JALTEPEC	330,598.00	145,713.00	4,342.00	16,449.00	2,814.00	1,788.00	2,004.00	759.00	342.00	4,356.00	-	509,165.00
145	SAN FRANCISCO LACHISQUO	1,634,372.00	429,114.00	14,108.00	70,746.00	13,875.00	10,720.00	13,714.00	2,043.00	3,241.00	62,038.00	-	2,257,369.00
146	SAN FRANCISCO LOGUESCHE	798,467.00	368,710.00	9,678.00	38,636.00	7,295.00	4,468.00	5,457.00	1,564.00	998.00	-	-	1,235,333.00
147	SAN FRANCISCO MUXABO	496,977.00	205,009.00	6,242.00	24,402.00	992.00	2,743.00	1,856.00	1,008.00	578.00	-	-	739,807.00
148	SAN FRANCISCO OZOLOTEPEC	713,822.00	306,133.00	8,536.00	34,020.00	5,674.00	3,815.00	4,204.00	1,371.00	749.00	-	-	1,078,324.00
149	SAN FRANCISCO SOLA	564,479.00	266,076.00	6,654.00	26,972.00	5,244.00	3,180.00	3,989.00	1,107.00	731.00	25,125.00	-	903,507.00
150	SAN FRANCISCO TEULAHUACA	2,598,080.00	286,874.00	23,735.00	134,425.00	36,848.00	15,758.00	26,586.00	3,027.00	4,702.00	-	-	3,109,985.00
151	SAN FRANCISCO TEOPAN	215,948.00	90,225.00	3,407.00	11,573.00	816.00	1,078.00	582.00	611.00	100.00	-	-	324,330.00
152	SAN FRANCISCO TLAPANCINGO	625,150.00	144,720.00	7,492.00	30,229.00	6,348.00	3,542.00	4,707.00	1,176.00	825.00	20,135.00	-	844,344.00
153	SAN GABRIEL MEXITEPEC	1,037,969.00	141,528.00	11,279.00	48,371.00	12,921.00	6,031.00	9,144.00	1,692.00	1,558.00	-	-	1,270,491.00
154	SAN ILDEFONSO AMATLAN	839,154.00	315,457.00	9,737.00	39,934.00	6,095.00	4,751.00	5,297.00	1,560.00	1,126.00	20,241.00	-	1,243,346.00
155	SAN ILDEFONSO SOLA	447,909.00	192,229.00	6,090.00	22,712.00	2,735.00	2,414.00	2,253.00	1,023.00	447.00	-	-	677,812.00
156	SAN ILDEFONSO VILLALTA	1,095,076.00	333,523.00	11,891.00	51,391.00	9,702.00	6,561.00	8,471.00	1,767.00	1,869.00	23,843.00	-	1,544,034.00
157	SAN JACINTO AMILPAS	6,427,732.00	1,492,376.00	52,373.00	273,461.00	45,180.00	40,269.00	50,736.00	6,519.00	13,031.00	131,820.00	-	8,533,498.00
158	SAN JACINTO TLACOTEPEC	1,000,143.00	362,191.00	10,884.00	47,282.00	5,840.00	6,105.00	6,759.00	1,713.00	1,735.00	43,539.00	-	1,486,795.00
159	SAN JERONIMO COATLAN	1,257,404.00	220,158.00	13,301.00	57,950.00	14,377.00	7,298.00	10,676.00	1,953.00	1,899.00	-	-	1,585,016.00
160	SAN JERONIMO SIACAYAPILLA	571,461.00	215,449.00	6,578.00	26,835.00	3,760.00	3,111.00	3,102.00	1,077.00	659.00	49,876.00	-	882,366.00
161	SAN JERONIMO SOSOLA	711,023.00	159,444.00	8,748.00	34,971.00	7,155.00	4,046.00	5,202.00	1,369.00	913.00	-	-	942,891.00
162	SAN JERONIMO TAVICHE	560,289.00	178,118.00	6,635.00	26,874.00	5,301.00	3,135.00	3,965.00	1,098.00	708.00	20,789.00	-	756,853.00
163	SAN JERONIMO TECOATL	475,355.00	272,073.00	6,127.00	23,511.00	4,107.00	2,577.00	2,951.00	1,023.00	506.00	48,748.00	-	836,978.00
164	SAN JORGE BULCHITA	740,792.00	149,508.00	8,736.00	35,454.00	7,518.00	4,160.00	5,461.00	1,398.00	951.00	-	-	953,978.00
165	SAN JOSE AYUQUILA	532,587.00	344,050.00	6,580.00	25,963.00	4,257.00	2,940.00	3,313.00	1,050.00	616.00	-	-	922,365.00
166	SAN JOSE CHILTEPEC	2,836,677.00	858,713.00	28,586.00	129,852.00	29,761.00	17,222.00	24,654.00	3,831.00	5,009.00	-	-	3,934,395.00
167	SAN JOSE DEL PERASCO	670,712.00	324,373.00	7,577.00	31,832.00	5,588.00	3,901.00	4,800.00	1,119.00	997.00	12,508.00	-	1,063,408.00

Clave de Municipio	Municipio	FONDO GENERAL DE PARTICIPACIONES	FONDO DE FOMENTO MUNICIPAL	FONDO DE IMPUESTOS ESPECIALES SOBRE PRODUCCION Y SERVICIOS	FONDO DE FISCALIZACION Y RECAUDACION	FONDO DE COMPENSACION	IMPUESTO SOBRE AUTOMOVILES NUEVOS	IMPUESTO A LAS VENTAS FINALES DE GASOLINAS Y DIESEL	FONDO DE COMPENSACION DEL IMPUESTO SOBRE AUTOMOVILES NUEVOS ISAN	ISR ARTICULO 126	ISR 3-B	Hidrocarburos	total
163	SAN JOSE ESTANCA GRANDE	342,880.00	114,420.00	4,750.00	17,520.00	2,446.00	1,805.00	1,750.00	828.00	299.00	-	-	486,737.00
169	SAN JOSE INDEPENDENCIA	1,026,835.00	277,590.00	12,112.00	49,451.00	10,773.00	5,805.00	7,918.00	1,914.00	3,348.00	-	-	1,393,845.00
170	SAN JOSE LACHIGUILLI	1,130,328.00	279,642.00	12,457.00	51,886.00	9,463.00	6,021.00	7,013.00	1,971.00	1,223.00	31,032.00	-	1,531,035.00
171	SAN JOSE ITZAMANGO	4,035,482.00	712,770.00	43,631.00	185,133.00	45,229.00	23,957.00	35,898.00	5,958.00	6,607.00	72,751.00	-	5,165,416.00
172	SAN JUAN ACHUTLA	199,335.00	81,858.00	2,592.00	9,373.00	1,079.00	1,110.00	1,091.00	417.00	236.00	-	-	297,631.00
173	SAN JUAN ATEPEC	534,127.00	215,755.00	6,020.00	25,127.00	3,835.00	3,079.00	3,381.00	936.00	726.00	26,825.00	-	819,563.00
174	ANIMAS TRIJANO	1,257,897.00	421,820.00	11,297.00	55,392.00	12,149.00	7,866.00	11,130.00	1,323.00	2,491.00	12,291.00	-	1,793,856.00
175	SAN JUAN BAUTISTA ATAHUACA	481,028.00	178,977.00	6,374.00	24,817.00	3,732.00	2,569.00	2,659.00	1,089.00	470.00	6,531.00	-	707,486.00
176	SAN JUAN BAUTISTA ATAHUACA	917,565.00	273,729.00	11,251.00	44,372.00	7,115.00	5,038.00	5,558.00	1,927.00	1,056.00	-	-	1,267,602.00
177	SAN JUAN BAUTISTA COXILAHUACA	2,640,079.00	565,977.00	26,285.00	120,459.00	27,383.00	16,257.00	23,309.00	3,516.00	4,876.00	123,742.00	-	3,572,783.00
178	SAN JUAN BAUTISTA CHUKATLAN	1,371,580.00	254,323.00	12,678.00	59,009.00	17,754.00	7,905.00	12,822.00	1,740.00	2,264.00	-	-	1,687,075.00
179	SAN JUAN BAUTISTA GUELACHE	590,078.00	254,160.00	7,090.00	28,266.00	3,801.00	3,278.00	3,432.00	1,134.00	751.00	18,390.00	-	900,360.00
180	SAN JUAN BAUTISTA JIACATLAN	624,628.00	218,299.00	7,484.00	30,153.00	6,161.00	3,520.00	4,533.00	1,102.00	810.00	-	-	896,770.00
181	SAN JUAN BAUTISTA LO DE SOTO	301,228.00	131,977.00	4,198.00	15,358.00	1,190.00	1,578.00	1,131.00	723.00	258.00	14,295.00	-	471,887.00
182	SAN JUAN BAUTISTA QUOTEPEC	972,390.00	149,479.00	9,872.00	45,033.00	5,662.00	6,049.00	6,961.00	1,224.00	1,842.00	11,246.00	-	1,704,754.00
183	SAN JUAN BAUTISTA TLACOATEPEC	516,340.00	244,435.00	6,551.00	25,425.00	3,856.00	2,835.00	3,043.00	1,940.00	585.00	39,095.00	-	843,245.00
184	SAN JUAN BAUTISTA TLACHICILCO	77,865,391.00	24,453,702.00	668,252.00	3,351,539.00	423,266.00	472,344.00	530,392.00	81,567.00	143,189.00	1,779,857.00	706,228.00	110,495,707.00
185	SAN JUAN BAUTISTA TLUXTEPEC	1,898,501.00	442,744.00	19,556.00	87,076.00	23,492.00	11,283.00	17,367.00	2,784.00	3,119.00	44,248.00	-	2,550,170.00
186	SAN JUAN CACAHUATEPEC	331,504.00	177,061.00	5,078.00	17,582.00	1,377.00	1,684.00	1,054.00	915.00	197.00	-	-	536,432.00
187	SAN JUAN CIENEGUILLA	543,678.00	149,526.00	7,539.00	28,757.00	4,703.00	3,115.00	3,372.00	1,296.00	575.00	-	-	782,564.00
188	COATZACOAPAN	2,090,257.00	210,171.00	20,978.00	95,180.00	24,960.00	12,559.00	19,244.00	2,895.00	3,582.00	-	-	2,479,809.00
189	COLORADO SAN JUAN COMALTEPEC	962,367.00	246,849.00	9,865.00	44,526.00	3,061.00	5,907.00	7,715.00	1,293.00	1,746.00	22,124.00	-	1,310,453.00

Clave de Municipio	Municipio	FONDO GENERAL DE PARTICIPACIONES	FONDO DE FOMENTO MUNICIPAL	FONDO DE IMPUESTOS ESPECIALES SOBRE PRODUCCION Y SERVICIOS	FONDO DE FISCALIZACION Y RECAUDACION	FONDO DE COMPENSACION	IMPUESTO SOBRE AUTOMOVILES NUEVOS	IMPUESTO A LAS VENTAS DE GASOLINAS Y DIESEL	FONDO DE COMPENSACION DEL IMPUESTO SOBRE AUTOMOVILES NUEVOS ISAN	ISR ARTICULO 126	ISR 3-B	Hydrocarburios	total
190	SAN JUAN COTZACON	4,957,892.00	488,851.00	49,105.00	224,786.00	58,589.00	29,879.00	45,560.00	6,693.00	8,608.00	-	748,176.00	6,618,129.00
191	SAN JUAN CHICOMAZUCHIL	170,075.00	82,837.00	2,518.00	8,906.00	781.00	888.00	649.00	459.00	133.00	-	-	267,246.00
192	SAN JUAN CHILATECA	638,599.00	268,458.00	6,792.00	29,701.00	4,046.00	3,821.00	4,286.00	999.00	1,059.00	2,799.00	-	960,561.00
193	SAN JUAN DEL ESTADO	1,152,451.00	336,706.00	10,474.00	51,821.00	7,422.00	7,489.00	9,332.00	1,116.00	2,519.00	-	-	1,579,330.00
194	SAN JUAN DEL RIO	657,928.00	224,838.00	7,240.00	30,202.00	3,621.00	3,637.00	3,513.00	1,335.00	816.00	10,685.00	-	943,815.00
195	SAN JUAN DIUXI	646,316.00	234,883.00	8,053.00	31,289.00	2,724.00	3,512.00	2,880.00	1,491.00	700.00	-	-	931,866.00
196	SAN JUAN EVANGELISTA	570,393.00	121,183.00	5,843.00	26,720.00	1,077.00	3,632.00	3,326.00	673.00	1,148.00	4,778.00	-	738,775.00
197	SAN JUAN AMALCO	1,439,947.00	482,186.00	14,483.00	65,491.00	8,636.00	8,609.00	9,614.00	2,052.00	2,427.00	68,952.00	-	2,102,377.00
198	SAN JUAN GUELANVA	6,946,159.00	3,044,469.00	65,767.00	310,594.00	77,432.00	42,292.00	63,433.00	8,418.00	12,995.00	1,288,412.00	-	11,859,571.00
199	SAN JUAN GUICHICOVI	304,994.00	127,614.00	4,648.00	16,091.00	1,281.00	1,516.00	950.00	840.00	168.00	8,998.00	-	467,100.00
200	SAN JUAN IHUALTEPEC	926,720.00	172,986.00	10,969.00	44,431.00	9,608.00	5,205.00	6,933.00	1,752.00	1,189.00	-	-	1,179,793.00
201	SAN JUAN JUCUILA MEXES	549,200.00	113,931.00	6,716.00	26,752.00	4,916.00	3,086.00	3,756.00	1,065.00	696.00	14,828.00	-	724,946.00
202	SAN JUAN JUCUILA VIJANOS	1,157,313.00	573,499.00	12,579.00	53,034.00	11,967.00	6,899.00	9,196.00	1,848.00	1,718.00	10,239.00	-	1,638,842.00
203	SAN JUAN LACHO	883,099.00	189,027.00	10,680.00	42,750.00	9,147.00	4,958.00	6,585.00	1,713.00	1,120.00	-	-	1,149,879.00
204	SAN JUAN LACHINGALLA	288,234.00	114,369.00	3,751.00	14,281.00	1,670.00	1,542.00	1,396.00	627.00	287.00	13,257.00	-	439,444.00
205	SAN JUAN LAJANCA	3,949,189.00	2,085,941.00	40,550.00	181,581.00	44,013.00	23,646.00	34,515.00	5,700.00	6,527.00	190,451.00	120,748.00	6,683,261.00
206	SAN JUAN DE LOS CUES	600,072.00	166,167.00	6,998.00	28,651.00	6,351.00	3,430.00	4,555.00	1,143.00	825.00	9,593.00	-	827,865.00
207	SAN JUAN MAZATLAN	4,610,911.00	593,625.00	44,401.00	207,657.00	49,442.00	28,220.00	41,474.00	5,910.00	8,426.00	-	100,100.00	5,694,166.00
208	SAN JUAN MATEPEC - DTO. OJ.	1,671,799.00	764,725.00	19,208.00	79,290.00	18,021.00	9,468.00	13,031.00	3,027.00	2,241.00	-	-	2,580,767.00
209	SAN JUAN MATEPEC - DTO. 26.	396,732.00	206,348.00	5,937.00	20,763.00	1,576.00	1,991.00	1,256.00	1,080.00	242.00	10,362.00	-	646,287.00
210	SAN JUAN NIAMI	1,393,253.00	185,643.00	15,933.00	65,821.00	15,102.00	7,858.00	10,788.00	2,528.00	1,845.00	-	-	1,698,772.00
211	SAN JUAN OZOLOTEPEC	813,433.00	201,246.00	9,375.00	38,610.00	8,846.00	4,593.00	6,349.00	1,464.00	1,080.00	14,439.00	-	1,099,435.00
212	SAN JUAN PETLAPA	830,340.00	163,058.00	10,107.00	40,370.00	8,050.00	4,676.00	5,995.00	1,605.00	1,063.00	-	-	1,065,265.00
213	SAN JUAN QUIAHUIE	1,463,179.00	424,204.00	14,005.00	65,662.00	10,958.00	8,864.00	11,042.00	1,767.00	2,608.00	30,044.00	-	2,032,333.00
214	SAN JUAN QUIOTEPEC	638,575.00	150,204.00	7,951.00	31,116.00	5,320.00	3,501.00	3,991.00	1,335.00	726.00	-	-	842,719.00
215	SAN JUAN SAYULITEPEC	368,775.00	173,378.00	4,123.00	17,200.00	2,328.00	2,080.00	2,173.00	693.00	491.00	-	-	571,241.00
216	SAN JUAN TABAA	482,135.00	233,801.00	6,428.00	24,114.00	3,265.00	2,557.00	2,460.00	1,089.00	452.00	1,276.00	-	757,575.00
217	SAN JUAN TAMAZOLA	926,232.00	177,072.00	11,144.00	44,397.00	8,477.00	5,094.00	6,265.00	1,911.00	1,083.00	-	-	1,181,675.00

Clave de Municipio	Municipio	FONDO GENERAL DE PARTICIPACIONES	FONDO DE FOMENTO MUNICIPAL	FONDO DE IMPUESTOS ESPECIALES SOBRE PRODUCCION Y SERVICIOS	FONDO DE FISCALIZACION Y RECAUDACION	FONDO DE COMPENSACION	IMPUESTO SOBRE AUTOMOVILES NUEVOS	IMPUESTO A LAS VENTAS FINALES DE GASOLINAS Y DIESEL	FONDO DE COMPENSACION DEL IMPUESTO SOBRE AUTOMOVILES NUEVOS ISAN	ISR ARTICULO 128	ISR 3-B	Hidrocarburos	Total
218	SAN JUAN TEITIA	313,496.00	150,759.00	4,795.00	16,573.00	1,424.00	1,558.00	1,015.00	870.00	373.00	5,319.00	-	495,982.00
219	SAN JUAN TEITIPAC	781,743.00	224,512.00	9,800.00	38,353.00	6,971.00	4,340.00	5,165.00	1,620.00	930.00	91,341.00	-	1,164,793.00
220	SAN JUAN TEITIPAC	859,400.00	287,956.00	10,028.00	40,982.00	7,071.00	4,867.00	5,750.00	1,605.00	1,146.00	-	-	1,217,805.00
221	SAN JUAN TEITIPAC	443,939.00	160,055.00	5,387.00	21,483.00	3,929.00	2,489.00	3,006.00	846.00	563.00	2,452.00	-	644,121.00
222	SAN JUAN YATEE	489,112.00	219,193.00	6,064.00	23,865.00	3,749.00	2,703.00	2,967.00	981.00	576.00	-	-	749,210.00
223	SAN JUAN YATEE	278,745.00	207,606.00	4,236.00	14,668.00	1,164.00	1,385.00	861.00	765.00	156.00	5,781.00	-	515,937.00
224	SAN JUAN YATEE	240,281.00	114,159.00	3,378.00	12,904.00	1,697.00	1,259.00	1,197.00	585.00	203.00	-	-	375,063.00
225	SAN LORENZO YUCUITA	1,314,103.00	186,750.00	14,690.00	61,777.00	15,169.00	7,542.00	10,987.00	2,259.00	1,859.00	-	-	1,615,146.00
226	SAN LORENZO YUCUITA	774,187.00	371,498.00	8,231.00	35,890.00	7,823.00	4,520.00	6,161.00	1,176.00	1,191.00	-	-	1,210,626.00
227	SAN LORENZO YUCUITA	5,256,230.00	1,423,337.00	42,433.00	225,954.00	48,938.00	34,062.00	49,307.00	4,416.00	11,668.00	298,154.00	-	7,394,099.00
228	SAN LORENZO YUCUITA	406,668.00	167,850.00	6,178.00	21,533.00	2,163.00	2,064.00	1,552.00	1,098.00	264.00	-	-	609,390.00
229	SAN LORENZO YUCUITA	1,961,368.00	706,700.00	19,763.00	90,005.00	23,575.00	11,992.00	16,628.00	2,613.00	3,531.00	-	-	2,640,175.00
230	SAN LORENZO YUCUITA	459,368.00	160,611.00	5,244.00	21,919.00	2,451.00	2,670.00	2,704.00	756.00	680.00	2,574.00	-	658,977.00
231	SAN LUCAS VICTORIA	844,974.00	165,117.00	9,643.00	40,184.00	8,215.00	4,900.00	6,565.00	1,485.00	1,236.00	2,865.00	-	1,065,122.00
232	SAN LUCAS VICTORIA	5,341,518.00	2,517,590.00	54,547.00	242,836.00	57,373.00	31,117.00	44,431.00	7,872.00	8,269.00	1,251,182.00	-	9,564,735.00
233	SAN LUCAS VICTORIA	852,208.00	446,354.00	9,200.00	39,596.00	4,484.00	4,894.00	4,944.00	1,290.00	1,236.00	-	-	1,364,206.00
234	SAN LUCAS VICTORIA	1,637,467.00	205,278.00	17,980.00	76,514.00	18,416.00	9,459.00	13,665.00	2,740.00	2,400.00	-	-	1,983,809.00
235	SAN LUIS ZOCQUIPAM	1,044,358.00	516,494.00	12,432.00	50,205.00	9,981.00	5,850.00	7,413.00	1,956.00	1,315.00	32,693.00	-	1,662,705.00
236	SAN MARCIAL ZOCQUIPAM	549,320.00	345,985.00	7,346.00	27,887.00	3,526.00	2,461.00	2,632.00	1,962.00	465.00	5,173.00	-	945,957.00
237	SAN MARCOS ZOCQUIPAM	622,461.00	219,245.00	7,535.00	30,545.00	4,143.00	3,639.00	3,927.00	1,176.00	897.00	-	-	899,568.00
238	SAN MARTIN DE LOS CAMBECOS	440,364.00	220,112.00	6,093.00	22,481.00	2,611.00	2,354.00	2,113.00	1,032.00	419.00	-	-	697,579.00
239	SAN MARTIN DE LOS CAMBECOS	428,813.00	165,420.00	4,914.00	20,361.00	2,628.00	2,467.00	2,398.00	786.00	909.00	13,061.00	-	641,655.00
240	SAN MARTIN DE LOS CAMBECOS	722,936.00	165,891.00	8,996.00	35,400.00	7,051.00	4,021.00	5,124.00	1,449.00	873.00	9,505.00	-	961,246.00
241	SAN MARTIN DE LOS CAMBECOS	519,335.00	199,039.00	6,039.00	24,874.00	2,719.00	2,983.00	2,959.00	918.00	729.00	5,869.00	-	785,444.00
242	SAN MARTIN DE LOS CAMBECOS	2,645,002.00	240,729.00	27,710.00	121,862.00	31,820.00	15,569.00	23,795.00	3,999.00	4,194.00	-	-	3,114,690.00
243	SAN MARTIN DE LOS CAMBECOS	848,588.00	326,879.00	9,465.00	39,985.00	5,227.00	4,960.00	5,336.00	1,491.00	1,284.00	62,743.00	-	1,305,958.00
244	SAN MARTIN DE LOS CAMBECOS	877,946.00	259,284.00	9,600.00	41,081.00	10,319.00	5,123.00	7,543.00	1,425.00	1,334.00	8,594.00	-	1,257,256.00
245	SAN MARTIN DE LOS CAMBECOS	400,168.00	105,504.00	5,250.00	19,965.00	3,431.00	2,172.00	2,471.00	876.00	421.00	-	-	540,258.00

Clave de Municipio	Municipio	FONDO GENERAL DE PARTICIPACIONES	FONDO DE FOMENTO MUNICIPAL	FONDO DE IMPUESTOS ESPECIALES SOBRE PRODUCCION Y SERVICIOS	FONDO DE FISCALIZACION Y RECAUDACION	FONDO DE COMPENSACION	IMPUESTO SOBRE AUTOMOVILES NUEVOS	IMPUESTO A LAS VENTAS FINALES (GASOLINAS Y DIESEL)	FONDO DE COMPENSACION DEL IMPUESTO SOBRE AUTOMOVILES NUEVOS ISAN	ISR ARTICULO 125	ISR 3-5	Hidrocarburos	total
246	SAN MATEO CAJONIOS	294,835.00	121,800.00	4,443.00	15,545.00	1,606.00	1,499.00	1,142.00	789.00	195.00	-	-	441,854.00
247	CAPULAPAM DE MENDEZ	641,195.00	192,261.00	6,294.00	27,915.00	4,319.00	3,330.00	3,390.00	918.00	662.00	11,687.00	-	891,972.00
248	SAN MATEO DEL MAR	3,039,379.00	505,170.00	29,573.00	136,816.00	36,964.00	18,318.00	29,938.00	4,005.00	5,309.00	-	-	3,806,492.00
249	SAN MATEO YOLOXOCHITLAN	903,975.00	391,058.00	9,979.00	42,362.00	9,987.00	5,276.00	7,527.00	1,494.00	1,371.00	8,755.00	-	1,381,714.00
250	SAN MATEO ELLATONGO	852,284.00	197,157.00	8,342.00	37,971.00	3,267.00	4,883.00	4,511.00	1,191.00	1,268.00	-	-	1,110,824.00
251	SAN MATEO NEJARAM	478,932.00	183,654.00	6,742.00	24,499.00	3,163.00	2,498.00	2,290.00	1,188.00	395.00	6,752.00	-	710,113.00
252	SAN MATEO PERASCO	621,821.00	149,538.00	7,658.00	30,342.00	6,203.00	3,479.00	4,476.00	1,227.00	770.00	12,226.00	-	837,740.00
253	SAN MATEO PIÑAS	702,364.00	287,995.00	9,480.00	35,395.00	5,171.00	3,751.00	3,850.00	1,611.00	675.00	60,133.00	-	1,180,415.00
254	SAN MATEO RIO HONDO	962,155.00	284,519.00	11,030.00	45,651.00	8,394.00	5,500.00	6,775.00	1,746.00	1,335.00	-	-	1,327,095.00
255	SAN MATEO SHINRUJI	593,729.00	140,838.00	7,308.00	28,662.00	5,163.00	3,193.00	3,680.00	1,227.00	626.00	-	-	784,436.00
256	SAN MATEO TLAPILTEPEC	254,827.00	122,394.00	3,871.00	13,599.00	604.00	1,328.00	665.00	693.00	168.00	8,508.00	-	417,007.00
257	SAN MELCHOR BETAZA	419,256.00	185,094.00	5,892.00	21,589.00	2,742.00	2,190.00	1,979.00	1,077.00	341.00	-	-	641,150.00
258	SAN MIGUEL ACHUTLA	415,127.00	149,620.00	5,107.00	20,284.00	1,837.00	2,342.00	2,081.00	819.00	531.00	18,563.00	-	616,306.00
259	SAN MIGUEL AHUHUETITLAN	778,579.00	399,888.00	9,050.00	35,353.00	5,553.00	3,934.00	4,238.00	1,518.00	778.00	-	-	1,188,341.00
260	SAN MIGUEL ALOAPAM	673,070.00	218,744.00	7,594.00	30,191.00	5,732.00	3,465.00	4,243.00	1,236.00	759.00	-	-	895,035.00
261	SAN MIGUEL AMATITLAN	1,607,196.00	1,214,627.00	17,086.00	74,416.00	18,023.00	9,428.00	13,695.00	2,508.00	2,509.00	64,482.00	-	3,073,970.00
262	SAN MIGUEL AMATITLAN	347,651.00	140,574.00	4,420.00	17,158.00	2,620.00	1,942.00	2,107.00	759.00	418.00	21,195.00	-	536,844.00
263	SAN MIGUEL COATLAN	971,691.00	358,808.00	10,836.00	49,355.00	8,274.00	5,439.00	6,578.00	1,683.00	1,267.00	38,538.00	-	1,448,464.00
264	SAN MIGUEL CHICHARUA	630,279.00	263,378.00	7,960.00	30,901.00	5,834.00	3,429.00	4,038.00	1,317.00	688.00	9,595.00	-	957,170.00
265	SAN MIGUEL CHIMALAPA	1,988,415.00	181,518.00	19,855.00	91,105.00	17,426.00	12,239.00	16,375.00	2,550.00	3,665.00	63,828.00	-	2,396,776.00
266	SAN MIGUEL DEL PUERTO	1,906,611.00	2,353,765.00	20,252.00	90,339.00	22,310.00	11,600.00	16,910.00	2,184.00	3,102.00	63,234.00	-	4,571,009.00
267	SAN MIGUEL DEL RIO	209,437.00	111,645.00	3,371.00	11,332.00	648.00	1,022.00	491.00	674.00	91.00	-	-	338,661.00
268	SAN MIGUEL EL TIJAL	500,302.00	199,135.00	5,801.00	24,000.00	3,018.00	2,902.00	3,059.00	867.00	729.00	51,407.00	-	791,220.00
269	SAN MIGUEL EL GRANDE	1,294,991.00	842,931.00	14,575.00	60,045.00	11,339.00	6,967.00	8,213.00	2,381.00	1,438.00	-	-	2,242,890.00
270	SAN MIGUEL HUAUTLA	600,869.00	262,760.00	7,200.00	29,160.00	3,376.00	3,510.00	3,612.00	1,197.00	880.00	-	-	912,084.00
271	SAN MIGUEL MIXTEPEC	774,454.00	145,749.00	8,966.00	36,066.00	8,270.00	4,394.00	6,027.00	1,407.00	1,043.00	-	-	987,176.00
272	SAN MIGUEL PANIKTLAHUACA	1,532,571.00	600,819.00	15,126.00	68,447.00	16,360.00	9,083.00	13,272.00	2,166.00	2,626.00	104,981.00	-	2,365,453.00
273	SAN MIGUEL PERAS	898,834.00	229,509.00	10,297.00	42,627.00	9,844.00	5,108.00	7,145.00	1,590.00	3,224.00	-	-	1,206,278.00

Clave de Municipio	Municipio	FONDO GENERAL DE PARTICIPACIONES	FONDO DE FOMENTO MUNICIPAL	FONDO DE IMPUESTOS ESPECIALES SOBRE PRODUCCION Y SERVICIOS	FONDO DE FISCALIZACION Y RECAUDACION	FONDO DE COMPENSACION	IMPUESTO SOBRE AUTOMOVILES NUEVOS	IMPUESTO A LAS VENTAS DE BIENES MUEBLES Y GASOLINAS Y DIESEL	FONDO DE COMPENSACION DEL IMPUESTO SOBRE AUTOMOVILES NUEVOS (SAM)	ISR ARTICULO 128	ISR 1-8	Hidrocarburos	Total
274	SAN MIGUEL PIEDRAS	554,187.00	176,139.00	7,093.00	27,501.00	3,444.00	3,331.00	3,164.00	1,224.00	695.00	-	-	770,578.00
275	SAN MIGUEL QUITZALTEPEC	1,544,861.00	195,891.00	16,308.00	71,281.00	18,898.00	9,071.00	13,851.00	2,430.00	2,422.00	-	-	1,875,015.00
276	SAN MIGUEL SANTA ELOR	421,679.00	218,186.00	6,423.00	22,211.00	1,782.00	3,079.00	1,790.00	1,167.00	270.00	-	-	674,987.00
277	VILLA SOLA DE YEGA	3,315,784.00	1,163,672.00	35,075.00	152,373.00	32,075.00	19,124.00	25,479.00	5,334.00	4,898.00	112,612.00	-	4,866,426.00
278	SAN MIGUEL SOYALTEPEC	8,224,484.00	4,561,928.00	78,951.00	367,853.00	100,572.00	49,559.00	77,891.00	10,974.00	14,386.00	71,408.00	114,257.00	13,671,853.00
279	SAN MIGUEL SUCHITLATEPEC	786,219.00	325,103.00	9,043.00	37,294.00	7,707.00	4,447.00	5,768.00	1,418.00	1,050.00	9,198.00	-	1,187,243.00
280	VILLA TALEA DE CASTRO	788,325.00	342,531.00	9,127.00	37,523.00	5,308.00	4,422.00	4,691.00	1,467.00	1,013.00	48,956.00	-	1,243,428.00
281	SAN MIGUEL TECOMATLAN	294,259.00	115,866.00	3,602.00	14,150.00	808.00	1,555.00	1,084.00	579.00	290.00	5,254.00	-	437,417.00
282	SAN MIGUEL TENANGO	317,241.00	104,178.00	4,599.00	16,381.00	1,710.00	1,606.00	1,227.00	816.00	211.00	-	-	447,968.00
283	SAN MIGUEL TEQUITEPEC	727,526.00	229,840.00	7,585.00	34,110.00	2,749.00	4,569.00	4,642.00	972.00	1,401.00	19,948.00	-	1,031,742.00
284	SAN MIGUEL TILQUIARANI	1,244,105.00	678,594.00	17,640.00	64,006.00	8,075.00	6,534.00	6,002.00	3,057.00	1,056.00	-	-	2,023,163.00
285	SAN MIGUEL TLACAMAMA	905,279.00	525,394.00	9,913.00	47,274.00	9,566.00	5,220.00	7,228.00	1,470.00	1,321.00	-	-	1,507,665.00
286	SAN MIGUEL TLACOTEPEC	1,006,423.00	404,913.00	12,040.00	48,447.00	8,118.00	5,664.00	6,556.00	1,980.00	1,293.00	-	-	1,495,434.00
287	SAN MIGUEL TULANCINGO	356,659.00	107,959.00	4,556.00	17,912.00	808.00	2,073.00	1,586.00	771.00	499.00	-	-	492,625.00
288	SAN MIGUEL TOTAQ	308,960.00	188,424.00	4,685.00	16,304.00	1,535.00	1,558.00	1,107.00	837.00	192.00	-	-	523,000.00
289	SAN NICOLAS	429,982.00	148,272.00	5,973.00	21,938.00	3,170.00	2,275.00	2,270.00	1,023.00	388.00	-	-	615,291.00
290	SAN NICOLAS HICALGO	346,556.00	118,059.00	4,537.00	17,191.00	2,743.00	1,839.00	1,942.00	782.00	330.00	-	-	493,958.00
291	SAN PABLO COATLAN	997,179.00	332,206.00	11,332.00	47,171.00	11,305.00	5,719.00	8,115.00	1,740.00	1,402.00	6,316.00	-	1,422,459.00
292	SAN PABLO CUATRO VENADOS	488,472.00	247,552.00	6,505.00	24,546.00	3,912.00	2,648.00	2,884.00	1,083.00	507.00	16,286.00	-	794,395.00
293	SAN PABLO ETLA	5,813,588.00	1,550,138.00	46,773.00	248,258.00	45,840.00	37,087.00	49,471.00	5,097.00	22,409.00	-	-	7,808,659.00
294	SAN PABLO HUITZO	1,855,089.00	598,792.00	16,873.00	82,199.00	18,744.00	11,483.00	16,481.00	1,983.00	3,571.00	118,668.00	-	2,723,843.00
295	SAN PABLO HUIXTEPEC	2,997,243.00	1,108,682.00	27,985.00	130,484.00	26,676.00	17,449.00	22,924.00	4,182.00	4,859.00	-	-	4,300,514.00
296	SAN PABLO MAGUIAHUIGUIS	362,618.00	201,488.00	4,788.00	18,098.00	2,573.00	1,955.00	1,942.00	819.00	347.00	11,077.00	-	685,625.00
297	SAN PABLO TLAITEPEC	798,762.00	383,333.00	8,815.00	37,769.00	7,100.00	4,769.00	6,203.00	1,275.00	1,301.00	6,739.00	-	1,256,066.00
298	SAN PABLO VILLA DE MITLA	3,646,063.00	978,965.00	33,487.00	161,364.00	35,781.00	22,433.00	31,721.00	4,371.00	6,854.00	-	-	4,921,015.00
299	SAN PABLO YAGANIZA	1,111,752.00	146,484.00	10,334.00	50,679.00	2,962.00	7,314.00	7,492.00	1,032.00	2,499.00	20,260.00	-	1,360,808.00
300	SAN PEDRO AMIZGOS	1,441,910.00	287,898.00	14,497.00	65,333.00	17,301.00	8,520.00	12,964.00	2,097.00	2,346.00	121,792.00	-	1,974,658.00
301	SAN PEDRO APOSTOL	897,405.00	410,733.00	11,857.00	44,493.00	4,185.00	4,714.00	3,725.00	2,109.00	806.00	43,685.00	-	1,423,716.00

Clave de Municipio	Municipio	FONDO GENERAL DE PARTICIPACIONES	FONDO DE FOMENTO MUNICIPAL	FONDOS DE IMPUESTOS ESPECIALES SOBRE PRODUCCION Y SERVICIOS	FONDO DE FISCALIZACION Y RECAUDACION	FONDO DE COMPENSACION N	IMPUESTO SOBRE AUTOMOVILES NUEVOS	IMPUESTO A LAS VENTAS DE FIALES DE GASOLINAS Y DIESEL	FONDO A COMPENSACION DEL IMPUESTO SOBRE AUTOMOVILES NUEVOS ISAN	ISR ARTICULO 126	ISR 3-B	Hydrocarburios	total
302	SAN PEDRO ATOTZAC	1,127,828.00	197,004.00	12,302.00	52,102.00	11,799.00	6,274.00	8,509.00	1,872.00	1,452.00	-	-	1,419,142.00
303	SAN PEDRO CAJONOS	353,773.00	102,414.00	4,644.00	17,578.00	2,640.00	1,891.00	2,029.00	801.00	349.00	-	-	486,319.00
304	SAN PEDRO COXCATLPEC	361,755.00	149,551.00	4,992.00	18,441.00	1,873.00	1,943.00	1,646.00	837.00	351.00	2,576.00	-	543,955.00
305	SAN PEDRO CANTARGOS	1,295,360.00	569,584.00	11,741.00	57,231.00	11,514.00	7,968.00	10,782.00	1,988.00	2,450.00	-	-	1,966,998.00
306	SAN PEDRO EL ALTO	2,035,599.00	273,792.00	11,736.00	49,643.00	12,036.00	5,961.00	8,680.00	1,782.00	1,480.00	67,288.00	-	1,487,292.00
307	SAN PEDRO HUAMELULA	2,237,332.00	193,455.00	22,161.00	101,660.00	25,516.00	13,575.00	20,342.00	2,982.00	3,963.00	-	-	2,620,986.00
308	SAN PEDRO HUULOTEPEC	1,043,301.00	546,720.00	10,458.00	48,300.00	8,661.00	6,382.00	7,981.00	1,383.00	1,772.00	142,349.00	-	1,857,387.00
309	SAN PEDRO IXCATAN	2,404,694.00	573,316.00	25,899.00	113,581.00	26,709.00	13,993.00	20,181.00	3,951.00	3,632.00	238,789.00	-	3,423,684.00
310	SAN PEDRO IXTLAHUACA	2,812,237.00	1,395,963.00	22,603.00	121,576.00	37,703.00	18,483.00	31,808.00	2,013.00	6,481.00	74,965.00	-	4,523,826.00
311	SAN PEDRO JALISCIONGO	373,651.00	171,892.00	5,265.00	19,240.00	1,248.00	1,913.00	1,197.00	945.00	271.00	-	-	575,722.00
312	SAN PEDRO JICAYAN	2,373,451.00	265,947.00	24,262.00	108,359.00	29,053.00	14,040.00	21,707.00	3,446.00	3,855.00	107,280.00	-	2,951,440.00
313	SAN PEDRO XICOTLAPAC	393,216.00	158,103.00	5,914.00	20,715.00	1,903.00	2,002.00	1,439.00	1,053.00	264.00	5,023.00	-	589,632.00
314	SAN PEDRO JUCHATENIGO	635,739.00	194,408.00	6,903.00	29,200.00	4,628.00	3,581.00	4,011.00	1,215.00	852.00	34,303.00	-	914,839.00
315	SAN PEDRO MARTIN	604,379.00	284,552.00	7,602.00	29,591.00	4,895.00	3,297.00	3,705.00	1,260.00	668.00	-	-	939,949.00
316	SAN PEDRO MARTIN LQUECHAPA	417,934.00	199,699.00	6,248.00	21,779.00	1,943.00	2,170.00	1,555.00	1,326.00	306.00	11,373.00	-	664,326.00
317	SAN PEDRO MARTIN XICUACAC	556,818.00	217,016.00	6,799.00	26,954.00	3,290.00	3,088.00	3,025.00	1,137.00	670.00	12,132.00	-	830,929.00
318	SAN PEDRO MIXTEPEC - OTTO.	27,435,772.00	4,004,018.00	209,265.00	1,158,450.00	131,695.00	161,991.00	215,172.00	19,869.00	64,382.00	-	-	33,420,614.00
319	SAN PEDRO MIXTEPEC - OTTO.	295,512.00	74,391.00	3,786.00	14,579.00	2,538.00	1,610.00	1,843.00	636.00	321.00	10,953.00	-	405,169.00
320	SAN PEDRO MOJINGOS	268,053.00	80,634.00	3,673.00	13,613.00	1,856.00	1,431.00	1,395.00	621.00	255.00	-	-	371,531.00
321	SAN PEDRO NOZALA	363,047.00	114,171.00	4,876.00	16,184.00	1,971.00	1,919.00	1,633.00	855.00	331.00	-	-	506,987.00
322	SAN PEDRO OCCOPELILLO	399,978.00	168,258.00	6,058.00	21,114.00	2,028.00	2,023.00	1,474.00	1,086.00	253.00	-	-	602,772.00
323	SAN PEDRO OCCOTEPEC	734,327.00	134,811.00	8,252.00	34,639.00	6,289.00	4,204.00	5,166.00	1,221.00	1,035.00	-	-	929,944.00
324	SAN PEDRO POCHUITLA	13,010,638.00	2,974,951.00	106,370.00	553,915.00	126,322.00	81,747.00	117,846.00	12,411.00	26,422.00	2,125,988.00	-	19,136,610.00
325	SAN PEDRO QUIATONI	2,402,673.00	585,954.00	23,845.00	108,161.00	30,904.00	14,087.00	22,348.00	3,375.00	3,833.00	-	-	3,105,180.00
326	SAN PEDRO SOCHIHUAMAN	1,349,173.00	848,207.00	14,985.00	62,939.00	13,102.00	6,671.00	9,951.00	2,376.00	1,819.00	-	-	2,310,179.00

Clave de Municipio	Municipio	FONDO GENERAL DE PARTICIPACIONES	FONDO DE FOMENTO MUNICIPAL	FONDO DE IMPUESTOS ESPECIALES SOBRE PRODUCCION Y SERVICIOS	FONDO DE FISCALIZACION Y RECAUDACION	FONDO DE COMPENSACION	IMPUESTO SOBRE AUTOMOVILES NUEVOS	IMPUESTO A LAS VENTAS DE GASOLINAS Y DIESEL	FONDO DE COMPENSACION DEL IMPUESTO SOBRE AUTOMOVILES NUEVOS ISAN	ISR ARTICULO 126	ISR 3-6	Hidrocarburos	total
327	SAN PEDRO TAPANATEPEC	5,712,422.00	2,164,673.00	63,649.00	265,520.00	40,659.00	31,613.00	34,437.00	10,224.00	7,133.00	-	-	8,330,336.00
328	SAN PEDRO TAVICHE	427,065.00	123,192.00	5,560.00	21,311.00	3,746.00	2,342.00	2,728.00	915.00	474.00	10,260.00	-	597,602.00
329	SAN PEDRO TEOCACALCO	476,087.00	166,070.00	6,196.00	23,643.00	3,003.00	2,576.00	7,486.00	1,038.00	500.00	12,087.00	-	693,644.00
330	SAN PEDRO TEUTLA	1,002,167.00	327,493.00	11,385.00	47,425.00	11,241.00	5,734.00	8,408.00	1,754.00	1,404.00	10,897.00	-	1,427,416.00
331	SAN PEDRO TITDAH	845,622.00	209,275.00	8,402.00	38,555.00	2,587.00	5,127.00	4,816.00	1,038.00	1,497.00	-	-	1,116,909.00
332	SAN PEDRO TOPATEPEC	193,928.00	84,043.00	2,992.00	10,496.00	984.00	1,017.00	788.00	537.00	135.00	4,307.00	-	305,257.00
333	SAN PEDRO TOTOXILAM	1,161,086.00	227,454.00	10,684.00	51,674.00	8,711.00	7,370.00	9,370.00	1,464.00	2,328.00	-	-	1,480,091.00
334	VILLA DE TUTUTEPEC DE MARCOLO	10,362,574.00	3,264,796.00	94,681.00	458,463.00	132,756.00	63,730.00	107,927.00	11,691.00	19,515.00	-	-	14,511,133.00
335	SAN PEDRO YANERI	406,982.00	151,572.00	5,988.00	21,226.00	2,270.00	2,088.00	1,559.00	1,059.00	292.00	-	-	593,935.00
336	SAN PEDRO YOLOX	767,411.00	294,330.00	9,571.00	37,791.00	4,457.00	4,260.00	3,972.00	1,642.00	860.00	-	-	1,144,305.00
337	SAN PEDRO Y SAN PABLO ATUTLA	1,543,103.00	305,532.00	15,868.00	71,485.00	14,479.00	9,228.00	12,202.00	2,232.00	2,472.00	20,821.00	-	2,037,622.00
338	VILLA DE ETILA	3,095,783.00	1,222,936.00	26,055.00	133,998.00	27,578.00	19,427.00	26,862.00	2,700.00	6,286.00	-	-	4,561,625.00
339	SAN PEDRO Y SAN PABLO	1,435,111.00	488,467.00	11,299.00	55,306.00	11,536.00	7,646.00	8,992.00	2,400.00	1,612.00	-	-	2,022,071.00
340	TEPOSOLILUA	525,356.00	113,295.00	6,805.00	26,076.00	4,586.00	2,850.00	3,262.00	1,155.00	557.00	-	-	683,892.00
341	SAN PEDRO TEQUITEPEC	271,660.00	108,102.00	3,946.00	13,769.00	634.00	1,343.00	627.00	879.00	147.00	306.00	-	401,413.00
342	SAN BAYRANUNDO	1,726,724.00	496,966.00	14,251.00	71,440.00	10,915.00	8,439.00	10,352.00	1,656.00	2,336.00	5,041.00	-	2,949,020.00
343	SAN SEBASTIAN	723,784.00	305,951.00	8,246.00	34,269.00	5,272.00	4,145.00	4,679.00	1,296.00	1,013.00	-	-	1,088,635.00
344	SAN SEBASTIAN	800,229.00	479,296.00	9,070.00	37,501.00	7,319.00	4,462.00	5,555.00	1,494.00	1,019.00	-	-	1,345,955.00
345	SAN SEBASTIAN	979,360.00	290,379.00	10,883.00	45,870.00	10,964.00	5,583.00	7,896.00	1,656.00	1,366.00	-	-	1,343,959.00
346	SAN SEBASTIAN	654,189.00	200,192.00	6,960.00	23,848.00	4,045.00	3,633.00	3,769.00	1,086.00	845.00	-	-	904,567.00
347	SAN SEBASTIAN	914,101.00	162,510.00	10,284.00	43,192.00	11,040.00	5,282.00	7,821.00	1,554.00	1,330.00	14,875.00	-	1,171,986.00
348	SAN SEBASTIAN	2,164,370.00	850,644.00	23,353.00	100,421.00	21,371.00	12,464.00	16,685.00	3,444.00	3,164.00	-	-	3,195,916.00
349	SAN SEBASTIAN	565,159.00	130,695.00	6,919.00	27,488.00	5,734.00	3,157.00	4,088.00	1,107.00	699.00	-	-	745,046.00
350	SAN SEBASTIAN	5,569,265.00	1,725,359.00	50,220.00	243,474.00	45,475.00	33,906.00	43,628.00	7,104.00	30,190.00	1,423,800.00	-	9,157,371.00
351	SAN SIMON	818,297.00	222,314.00	9,290.00	39,993.00	7,392.00	4,761.00	6,046.00	1,374.00	1,216.00	-	-	1,109,561.00

Clave de Municipio	Municipio	FONDO GENERAL DE PARTICIPACIONES	FONDO DE FOMENTO MUNICIPAL	FONDO DE IMPUESTOS ESPECIALES SOBRE PRODUCCION Y SERVICIOS	FONDO DE FISCALIZACION Y RECAUDACION	FONDO DE COMPENSACION	IMPUESTO SOBRE AUTOMOVILES NUEVOS	IMPUESTO LAS VENTAS FINALES DE GASOLINAS Y DIESEL	FONDO DE COMPENSACION DEL IMPUESTO SOBRE AUTOMOVILES NUEVOS ISAN	ISR ARTICULO 126	ISR 3-B	Hidrocarburos	total
352	SAN SIMON ZAHUANLAN	1,011,337.00	178,074.00	11,034.00	47,399.00	12,686.00	5,951.00	9,234.00	1,611.00	1,579.00	69,472.00	-	1,348,377.00
353	SANTA ANA	669,663.00	508,826.00	7,770.00	31,916.00	6,312.00	3,801.00	4,836.00	1,221.00	903.00	-	-	1,235,247.00
354	SANTA ANA	309,996.00	136,840.00	4,879.00	16,616.00	1,255.00	1,530.00	899.00	845.00	155.00	-	-	472,835.00
355	ATEIXTLAHUACA	322,950.00	136,440.00	4,037.00	16,972.00	1,777.00	1,641.00	1,268.00	861.00	216.00	-	-	486,951.00
356	CUAUHTEMOC	1,416,850.00	269,760.00	11,588.00	51,635.00	5,726.00	6,714.00	7,109.00	1,554.00	1,902.00	9,940.00	-	1,482,758.00
357	SANTA ANA DEL VALLE	497,833.00	205,367.00	6,283.00	24,199.00	2,227.00	2,662.00	2,165.00	1,440.00	502.00	-	-	742,378.00
358	SANTA ANA TAVELA	937,437.00	319,782.00	10,616.00	44,372.00	5,133.00	5,395.00	5,458.00	1,617.00	1,340.00	13,434.00	-	1,344,584.00
359	TLAPACOYAN	661,942.00	182,842.00	7,123.00	30,959.00	1,663.00	3,943.00	3,404.00	1,011.00	1,083.00	14,799.00	-	908,769.00
360	SANTA ANA YARENI	1,145,259.00	459,204.00	13,038.00	54,233.00	10,427.00	6,569.00	8,298.00	2,025.00	1,613.00	-	-	1,700,886.00
361	SANTA ANA ZEGACHE	401,603.00	180,588.00	6,004.00	21,048.00	2,149.00	2,037.00	1,536.00	1,046.00	261.00	-	-	616,312.00
362	SANTA CATARINA QUIERI	606,744.00	217,157.00	7,093.00	28,723.00	3,932.00	3,365.00	3,481.00	1,134.00	751.00	12,800.00	-	885,120.00
363	SANTA CATARINA QUIXTLA	714,780.00	194,082.00	8,469.00	34,217.00	7,064.00	4,003.00	5,130.00	1,995.00	906.00	43,897.00	-	1,013,943.00
364	SANTA CATARINA IXTAPEJI	4,011,661.00	2,156,050.00	37,970.00	178,802.00	48,892.00	24,123.00	37,827.00	4,863.00	7,019.00	-	-	6,664,807.00
365	SANTA CATARINA JUQUILA	397,921.00	193,817.00	4,907.00	19,161.00	2,787.00	2,131.00	2,160.00	867.00	411.00	-	-	624,163.00
366	SANTA CATARINA LACHATAO	1,610,276.00	609,497.00	15,758.00	71,815.00	9,572.00	9,512.00	10,528.00	1,559.00	2,626.00	63,770.00	-	2,405,911.00
367	SANTA CATARINA LOXICHA	1,056,768.00	219,300.00	11,950.00	49,891.00	11,859.00	6,045.00	8,597.00	1,842.00	1,478.00	67,988.00	-	1,435,718.00
368	SANTA CATARINA MECHOACAN	996,299.00	470,226.00	14,505.00	51,551.00	5,418.00	5,639.00	3,857.00	2,550.00	659.00	53,913.00	-	1,604,011.00
369	SANTA CATARINA MINAS	670,649.00	349,399.00	7,091.00	31,298.00	5,784.00	4,071.00	5,276.00	963.00	1,168.00	23,622.00	-	1,069,311.00
370	SANTA CATARINA QUIRANE	476,072.00	188,650.00	5,190.00	21,999.00	1,748.00	2,659.00	2,270.00	801.00	622.00	22,827.00	-	722,818.00
371	SANTA CATARINA TAVATA	506,064.00	274,824.00	6,426.00	24,803.00	2,573.00	2,730.00	2,388.00	1,049.00	530.00	-	-	771,422.00
372	SANTA CATARINA TICUA	563,893.00	246,430.00	7,610.00	28,360.00	3,404.00	2,991.00	2,722.00	1,308.00	524.00	-	-	857,242.00
373	SANTA CATARINA YOSONOTU	262,547.00	111,261.00	4,113.00	14,075.00	1,051.00	1,310.00	790.00	741.00	144.00	-	-	396,032.00
374	SANTA CATARINA ZAPOQUILA	463,839.00	124,917.00	5,962.00	22,990.00	4,246.00	2,549.00	3,064.00	978.00	522.00	-	-	629,067.00
375	ACATEPEC	3,653,142.00	1,121,773.00	29,371.00	154,998.00	35,311.00	22,824.00	32,661.00	3,273.00	7,390.00	-	-	5,060,743.00
376	SANTA ANA AMILPAS	230,657.00	115,659.00	3,413.00	12,034.00	956.00	1,171.00	777.00	612.00	155.00	4,991.00	-	370,425.00
377	SANTA ANA BRAVO	2,490,212.00	458,802.00	25,620.00	114,070.00	28,193.00	14,744.00	21,746.00	3,639.00	4,046.00	-	-	3,161,072.00
378	SANTA ANA ITUNDUIA	845,366.00	322,185.00	9,320.00	39,495.00	9,740.00	4,853.00	7,006.00	1,434.00	1,210.00	-	-	1,240,609.00
379	SANTA ANA MIXTEPEC	843,771.00	141,540.00	9,352.00	39,792.00	7,721.00	4,948.00	6,407.00	1,368.00	1,297.00	19,216.00	-	1,075,427.00

Ciudad de Municipio	Municipio	FONDO GENERAL DE PARTICIPACIONES	FONDO DE FOMENTO MUNICIPAL	FONDO DE IMPUESTOS ESPECIALES SOBRE PRODUCCION Y SERVICIOS	FONDO DE FISCALIZACION Y RECAUDACION	FONDO DE COMPENSACION	IMPUESTO SOBRE AUTOMOVILES NUEVOS	IMPUESTO FINAL DE LAS VENTAS DE GASOLINAS Y DIESEL	FONDO DE COMPENSACION DEL IMPUESTO SOBRE AUTOMOVILES NUEVOS ISAN	ISR ARTICULO 126	ISR 3-B	Hydrocarburos	total
380	SANTA CRUZ	713,702.00	216,865.00	7,568.00	33,305.00	5,912.00	4,346.00	5,551.00	996.00	1,257.00	8,829.00	-	998,271.00
381	PAPALUTA SANTA CRUZ TACACHALE DE VIEJA	676,582.00	322,215.00	7,392.00	31,414.00	7,764.00	3,842.00	5,484.00	1,134.00	936.00	38,629.00	-	1,095,392.00
382	SANTA CRUZ	434,526.00	155,790.00	5,903.00	21,942.00	3,101.00	2,306.00	2,272.00	1,003.00	403.00	8,695.00	-	635,940.00
383	TACHAHUA SANTA CRUZ	317,203.00	137,645.00	4,300.00	15,824.00	1,564.00	1,693.00	1,381.00	897.00	297.00	-	-	480,904.00
384	TAYATA SANTA CRUZ NITLA	1,067,831.00	214,845.00	11,914.00	50,264.00	12,510.00	6,170.00	9,019.00	1,806.00	1,556.00	-	-	1,375,915.00
385	SANTA CRUZ	39,023,400.00	7,252,972.00	297,567.00	1,641,402.00	266,999.00	252,090.00	325,417.00	31,578.00	86,767.00	-	-	49,178,162.00
386	XOXOCOTLAN SANTA CRUZ	5,699,970.00	1,815,644.00	52,576.00	248,764.00	49,208.00	33,271.00	43,383.00	7,440.00	9,165.00	182,793.00	-	8,142,154.00
387	ZENONTIPEC SANTA GERTRUDIS	786,250.00	291,849.00	8,462.00	36,249.00	7,620.00	4,468.00	5,840.00	1,320.00	1,097.00	-	-	1,143,155.00
388	SANTA INES DEL MONTE	742,127.00	539,370.00	9,081.00	36,101.00	7,291.00	4,146.00	5,307.00	1,449.00	920.00	-	-	1,345,792.00
389	SANTA INES	495,911.00	235,078.00	7,474.00	26,175.00	2,367.00	2,538.00	1,827.00	1,319.00	342.00	-	-	779,041.00
390	TATZICHE SANTA LUCIA DEL CAMINO	17,883,270.00	3,131,891.00	150,767.00	785,307.00	135,026.00	118,374.00	158,049.00	16,002.00	41,474.00	599,789.00	-	23,019,969.00
391	MICHUATLAN SANTA LUCIA	880,728.00	347,093.00	10,591.00	42,496.00	8,673.00	4,931.00	6,380.00	1,668.00	1,107.00	-	-	1,303,697.00
392	MICHUATLAN SANTA LUCIA	1,596,242.00	593,075.00	17,543.00	74,465.00	17,355.00	9,176.00	12,943.00	2,730.00	2,298.00	206,453.00	-	2,532,280.00
393	MICHONTIPEC SANTA LUCIA	1,123,826.00	321,635.00	11,844.00	52,004.00	10,924.00	6,647.00	8,993.00	1,677.00	1,807.00	34,765.00	-	1,574,122.00
394	OCCOTLAN SANTA MARIA	663,744.00	116,892.00	7,619.00	31,505.00	7,368.00	3,796.00	5,236.00	1,212.00	922.00	-	-	838,294.00
395	ALOTIPEC SANTA MARIA	583,119.00	174,624.00	7,994.00	29,455.00	4,181.00	3,063.00	3,032.00	1,389.00	515.00	-	-	805,372.00
396	APAZCO SANTA MARIA LA ASUNCIÓN	857,646.00	188,628.00	10,569.00	41,757.00	8,336.00	4,764.00	6,068.00	1,725.00	1,033.00	-	-	1,100,526.00
397	HERERICA CIUDAD DE TLAXIACO	13,123,672.00	4,088,278.00	112,225.00	564,902.00	105,965.00	80,892.00	106,059.00	14,514.00	25,154.00	342,393.00	-	18,564,066.00
398	AYOQUILCO DE ALDAMA	1,411,414.00	479,989.00	14,476.00	64,120.00	12,792.00	8,155.00	10,534.00	2,124.00	2,124.00	32,861.00	-	2,038,569.00
399	SANTA MARIA ATZOMPAN	10,317,517.00	2,458,852.00	79,472.00	436,913.00	111,178.00	66,762.00	107,554.00	6,969.00	23,006.00	363,308.00	-	13,966,531.00
400	SANTA MARIA CAMOTLAN	709,013.00	212,321.00	7,461.00	32,026.00	4,504.00	3,838.00	3,930.00	1,158.00	836.00	-	-	975,087.00
401	SANTA MARIA COLIOTEPEC	12,233,306.00	2,127,471.00	88,743.00	513,076.00	71,242.00	82,258.00	104,652.00	7,200.00	30,116.00	728,392.00	-	15,986,456.00
402	SANTA MARIA COXTIPEC	371,651.00	122,013.00	5,172.00	18,891.00	2,790.00	1,971.00	1,990.00	876.00	398.00	-	-	525,642.00
403	SANTA MARIA COXTIPEC	1,313,367.00	479,899.00	11,133.00	57,027.00	9,958.00	8,299.00	10,815.00	1,227.00	2,709.00	39,986.00	-	1,934,470.00
404	SANTA MARIA CHACHOAZAM	563,249.00	199,588.00	5,980.00	26,220.00	2,017.00	3,360.00	3,152.00	828.00	930.00	1,990.00	-	807,264.00
405	VILLA DE CHILAPA DE DIAZ	1,026,578.00	261,662.00	9,472.00	45,381.00	4,775.00	6,291.00	6,724.00	1,314.00	1,003.00	-	-	1,384,100.00
406	SANTA MARIA CHILCHOTLA	4,607,490.00	751,879.00	48,839.00	212,558.00	54,168.00	25,835.00	40,141.00	7,299.00	7,077.00	61,200.00	-	5,826,326.00

Clave de Municipio	Municipio	FONDO GENERAL DE PARTICIPACIONES	FONDO DE FOMENTO MUNICIPAL	FONDO DE IMPUESTOS ESPECIALES SOBRE PRODUCCION Y SERVICIOS	FONDO DE FISCALIZACION Y RECAUDACION	FONDO DE COMPENSACION	IMPUESTO SOBRE AUTOMOVILES NUEVOS	IMPUESTO A LAS VENTAS FINALES DE GASOLINAS Y DIESEL	FONDO DE COMPENSACION DEL IMPUESTO SOBRE AUTOMOVILES NUEVOS ISAN	ISR ARTICULO 126	ISR 3-B	Hidrocarburos	Total
407	SANTA MARIA CHIMALAPA	2,951,416.00	216,278.00	20,091.00	88,437.00	24,873.00	11,337.00	17,961.00	2,892.00	3,086.00	-	-	2,316,265.00
408	SANTA MARIA DEL ROSARIO	300,107.00	160,010.00	4,026.00	15,018.00	1,313.00	1,576.00	1,203.00	696.00	267.00	10,891.00	-	495,107.00
409	SANTA MARIA DEL TULU	4,116,005.00	738,278.00	53,484.00	178,584.00	23,960.00	26,960.00	37,783.00	3,501.00	9,237.00	706,313.00	-	5,414,035.00
410	SANTA MARIA ICATEPEC	869,132.00	315,570.00	10,707.00	42,859.00	8,976.00	5,025.00	6,540.00	1,851.00	1,153.00	-	-	1,281,814.00
411	SANTA MARIA GUELACE	348,884.00	208,172.00	4,888.00	17,869.00	2,404.00	1,840.00	1,743.00	834.00	308.00	-	-	586,942.00
412	SANTA MARIA GUENAGATI	1,415,999.00	304,817.00	13,165.00	62,161.00	8,278.00	8,242.00	9,077.00	1,677.00	2,261.00	-	-	1,823,277.00
413	SANTA MARIA HUATULCO	61,615,162.00	9,063,068.00	466,278.00	2,570,142.00	134,784.00	401,917.00	410,266.00	51,246.00	141,351.00	-	-	74,854,214.00
414	SANTA MARIA HUAZOLOTLILAN	2,472,813.00	810,443.00	24,484.00	111,478.00	31,498.00	14,636.00	22,965.00	3,534.00	4,052.00	-	-	3,496,853.00
415	SANTA MARIA IPALAPA	1,103,343.00	346,482.00	12,071.00	51,583.00	12,805.00	6,483.00	9,337.00	1,812.00	1,646.00	60,419.00	-	1,605,881.00
416	SANTA MARIA IXCATLAN	312,380.00	157,215.00	4,847.00	16,804.00	1,283.00	1,535.00	859.00	906.00	147.00	-	-	496,996.00
417	SANTA MARIA JACATEPEC	2,354,184.00	894,641.00	24,491.00	107,867.00	25,312.00	13,799.00	19,551.00	3,729.00	3,672.00	-	27,353.00	3,478,599.00
418	SANTA MARIA JALAPA DEL MARQUES	2,766,395.00	562,230.00	26,034.00	122,322.00	31,015.00	17,145.00	25,648.00	4,531.00	5,226.00	-	-	3,560,748.00
419	SANTA MARIA JALTANGUIS	371,197.00	177,499.00	4,900.00	18,583.00	1,568.00	2,027.00	1,635.00	831.00	399.00	11,197.00	-	589,836.00
420	SANTA MARIA LACHIXIHO	844,569.00	143,649.00	8,823.00	39,056.00	4,370.00	5,065.00	5,363.00	1,251.00	1,420.00	9,068.00	-	1,062,634.00
421	SANTA MARIA MEXTEQUILLA	1,794,658.00	703,111.00	20,979.00	85,148.00	12,399.00	10,043.00	10,718.00	3,690.00	2,274.00	-	-	2,642,954.00
422	SANTA MARIA NAYITAS	392,212.00	171,772.00	4,875.00	16,887.00	1,692.00	2,035.00	1,570.00	822.00	349.00	-	-	594,064.00
423	SANTA MARIA OCUAYACO	282,937.00	100,233.00	4,251.00	14,901.00	1,186.00	1,438.00	957.00	753.00	188.00	-	-	406,844.00
424	SANTA MARIA OZOLOTEPEC	1,002,675.00	684,075.00	11,977.00	48,210.00	9,873.00	5,599.00	7,192.00	1,917.00	1,253.00	-	-	1,746,771.00
425	SANTA MARIA PAPAJO	848,768.00	278,468.00	9,146.00	39,483.00	5,380.00	4,855.00	5,231.00	1,401.00	1,207.00	47,012.00	-	1,241,005.00
426	SANTA MARIA PERELES	1,691,369.00	221,916.00	20,404.00	87,894.00	23,224.00	10,979.00	16,690.00	3,015.00	2,889.00	-	-	2,278,330.00
427	SANTA MARIA PETAPA	3,225,105.00	448,089.00	30,078.00	167,962.00	43,904.00	19,594.00	32,443.00	4,095.00	5,834.00	-	-	3,952,088.00
428	SANTA MARIA QUIEGOLANI	602,813.00	164,712.00	7,651.00	29,755.00	5,791.00	3,339.00	4,159.00	1,233.00	711.00	7,218.00	-	826,383.00
429	SANTA MARIA SOLA	529,843.00	209,994.00	6,973.00	26,504.00	3,955.00	2,894.00	3,056.00	1,170.00	572.00	-	-	784,961.00
430	SANTA MARIA TATEPEC	253,163.00	135,598.00	3,946.00	13,917.00	833.00	1,249.00	661.00	708.00	128.00	-	-	409,803.00
431	SANTA MARIA TECOMAVACA	492,376.00	198,938.00	5,711.00	23,494.00	4,823.00	2,801.00	3,637.00	879.00	671.00	-	-	733,330.00
432	SANTA MARIA TEMASCALAPA	422,491.00	168,642.00	5,896.00	21,223.00	2,387.00	2,214.00	1,866.00	1,047.00	359.00	4,034.00	-	630,449.00
433	SANTA MARIA TEMASCALTEPEC	751,907.00	144,390.00	6,888.00	16,705.00	6,954.00	4,291.00	1,444.00	1,374.00	1,076.00	60,371.00	-	1,000,946.00

Clave de Municipio	Municipio	FONDO GENERAL DE PARTICIPACIONES	FONDO DE FOMENTO MUNICIPAL	FONDO DE IMPUESTOS ESPECIALES SOBRE PRODUCCION Y SERVICIOS	FONDO DE FISCALIZACION Y RECAUDACION	FONDO DE COMPENSACION	IMPUESTO SOBRE AUTOMOVILES NUEVOS	IMPUESTO A LAS VENTAS DE FINALES DE GASOLINAS Y DIESEL	FONDO DE COMPENSACION DEL IMPUESTO DE AUTOMOVILES NUEVOS ISAN	ISR ARTICULO 128	ISR 3-B	Hidrocarburos	total
434	SANTA MARIA TEOPOCO	1,067,291.00	202,356.00	11,660.00	49,168.00	10,358.00	5,869.00	7,572.00	1,896.00	1,323.00	4,796.00	-	1,362,333.00
435	SANTA MARIA TEPANTLAN	880,148.00	729,542.00	9,885.00	41,315.00	9,258.00	4,985.00	6,807.00	1,542.00	1,192.00	9,897.00	-	1,194,571.00
436	SANTA MARIA TEXCANTLAN	369,861.00	130,851.00	5,291.00	19,041.00	7,294.00	1,909.00	1,670.00	933.00	284.00	-	-	532,134.00
437	SANTA MARIA TLAHUICOTEPEC	3,735,330.00	216,429.00	32,287.00	159,339.00	25,146.00	21,592.00	25,279.00	3,867.00	5,959.00	3,031.00	-	4,228,249.00
438	SANTA MARIA TLAJUJAS	565,957.00	157,917.00	7,637.00	28,421.00	4,789.00	3,075.00	3,423.00	1,461.00	582.00	-	-	773,262.00
439	SANTA MARIA TOMANEGA	5,491,317.00	7,771,123.00	51,130.00	242,812.00	65,689.00	32,914.00	51,058.00	6,678.00	9,564.00	-	-	13,772,295.00
440	SANTA MARIA TOTOLAPILLA	391,896.00	237,507.00	5,497.00	19,831.00	2,131.00	1,965.00	1,550.00	1,026.00	272.00	16,817.00	-	678,512.00
441	SANTA MARIA XADANI	1,747,692.00	423,008.00	17,052.00	78,447.00	24,284.00	10,593.00	17,565.00	2,658.00	3,073.00	-	-	2,374,903.00
442	SANTA MARIA XAJUNA	204,547.00	100,530.00	3,191.00	10,897.00	659.00	1,010.00	524.00	588.00	103.00	3,282.00	-	325,331.00
443	SANTA MARIA YAYESA	242,158.00	108,223.00	3,192.00	11,948.00	1,151.00	1,237.00	937.00	552.00	188.00	-	-	369,586.00
444	SANTA MARIA YOLOTEPEC	278,583.00	134,321.00	4,197.00	14,632.00	1,267.00	1,400.00	940.00	762.00	170.00	-	-	436,272.00
445	SANTA MARIA YOSOTLA	612,400.00	155,217.00	7,522.00	29,947.00	4,472.00	3,462.00	3,803.00	1,170.00	792.00	13,229.00	-	832,014.00
446	SANTA MARIA TUCUJUTI	1,517,831.00	505,568.00	15,996.00	70,110.00	15,762.00	8,981.00	17,448.00	2,517.00	2,404.00	44,914.00	-	2,206,531.00
447	ZACATEPEC	3,447,354.00	2,085,405.00	33,528.00	155,414.00	44,762.00	20,887.00	33,584.00	4,497.00	6,111.00	-	-	5,831,542.00
448	SANTA MARIA ZANIZA	611,159.00	127,817.00	7,158.00	29,237.00	6,390.00	3,449.00	4,653.00	1,107.00	805.00	-	-	791,875.00
449	SANTA MARIA ZOCUJILAN	799,001.00	184,999.00	9,400.00	38,187.00	8,631.00	4,321.00	6,172.00	1,575.00	1,659.00	25,322.00	-	1,078,873.00
450	SANTIAGO AHUACATEPEC	2,851,030.00	255,453.00	29,331.00	130,730.00	35,350.00	16,937.00	26,536.00	4,140.00	4,684.00	-	-	3,354,191.00
451	SANTIAGO APOZALA	460,540.00	190,974.00	6,457.00	23,638.00	2,602.00	2,445.00	2,137.00	1,098.00	417.00	-	-	690,298.00
452	SANTIAGO APOSTOL	1,262,602.00	448,965.00	14,380.00	59,976.00	11,443.00	7,205.00	8,953.00	2,310.00	1,698.00	-	-	1,837,520.00
453	SANTIAGO ASTATA	1,041,206.00	248,169.00	10,098.00	47,186.00	10,270.00	6,423.00	9,080.00	1,810.00	1,949.00	-	-	1,375,662.00
454	SANTIAGO ATILAN	810,970.00	139,464.00	9,321.00	38,582.00	9,258.00	4,651.00	6,656.00	1,452.00	1,140.00	-	-	1,021,696.00
455	SANTIAGO ATLQUILLIA	807,652.00	316,774.00	8,985.00	37,780.00	7,554.00	4,603.00	5,915.00	1,425.00	1,111.00	-	-	1,191,609.00
456	SANTIAGO CACALOXTPEC	537,261.00	219,721.00	6,225.00	25,574.00	4,368.00	3,046.00	3,591.00	984.00	722.00	-	-	801,493.00
457	SANTIAGO CAMOTLAN	980,205.00	170,250.00	10,697.00	42,567.00	8,755.00	4,955.00	6,377.00	1,860.00	1,120.00	-	-	1,126,786.00
458	SANTIAGO COMALTEPEC	565,472.00	209,982.00	6,455.00	26,112.00	3,055.00	2,897.00	2,495.00	1,055.00	502.00	-	-	814,035.00
459	SANTIAGO CHAZUMBA	1,344,671.00	482,235.00	11,973.00	61,588.00	12,864.00	7,566.00	10,864.00	2,061.00	2,093.00	-	-	1,997,765.00
460	SANTIAGO CHOAPAM	1,245,623.00	202,398.00	14,456.00	59,202.00	13,616.00	7,049.00	9,757.00	2,286.00	1,659.00	-	-	1,550,046.00
461	SANTIAGO DEL RIO	368,845.00	143,256.00	4,876.00	18,356.00	1,370.00	1,947.80	1,418.00	822.00	341.00	-	-	541,531.00

Clave de Municipio	Municipio	FONDO GENERAL DE PARTICIPACIONES	FONDO DE FOMENTO MUNICIPAL	FONDO DE IMPUESTOS ESPECIALES SOBRE PRODUCCION Y SERVICIOS	FONDO DE FISCALIZACION Y RECAUDACION	FONDO DE COMPENSACION	IMPUESTO SOBRE AUTOMOVILES NUEVOS	IMPUESTO A LAS VENTAS DE FOMOS Y GASOLINAS DIESEL	FONDO DE COMPENSACION DEL IMPUESTO SOBRE AUTOMOVILES NUEVOS ISAN	ISR ARTICULO 128	ISR 3-B	Hidrocarburos	total
452	SANTIAGO HUACOLITLAN	1,411,528.00	520,713.00	14,169.00	63,992.00	12,156.00	8,390.00	10,783.00	2,061.00	2,338.00	-	-	2,046,130.00
463	SANTIAGO HUACUILA	288,984.00	117,967.00	4,200.00	14,957.00	1,360.00	1,488.00	1,093.00	753.00	212.00	-	-	431,064.00
464	SANTIAGO HUATLAN PLUMAS	331,719.00	113,657.00	4,416.00	16,779.00	696.00	1,847.00	1,343.00	714.00	388.00	-	-	471,259.00
465	SANTIAGO ICSHUTTEPEC	474,669.00	133,842.00	6,020.00	23,400.00	4,260.00	2,622.00	3,124.00	987.00	549.00	208.00	-	649,661.00
466	SANTIAGO IXTAYUTLA	2,843,645.00	249,109.00	29,586.00	129,570.00	35,370.00	17,059.00	26,982.00	3,915.00	4,849.00	-	-	3,338,085.00
467	SANTIAGO JAMILTEPEC	4,852,668.00	4,847,290.00	44,323.00	215,197.00	50,194.00	30,038.00	43,786.00	5,322.00	9,309.00	329,543.00	-	10,427,710.00
468	SANTIAGO JOCOITPEC	2,894,445.00	755,934.00	30,410.00	133,275.00	36,925.00	16,958.00	26,478.00	4,476.00	4,515.00	-	61,218.00	3,964,634.00
469	SANTIAGO JUXTLAHUACA	7,639,346.00	3,085,095.00	76,668.00	345,557.00	90,121.00	44,766.00	67,500.00	10,794.00	12,126.00	489,252.00	-	11,860,225.00
470	SANTIAGO LACSHIGURI	1,119,401.00	159,750.00	12,412.00	52,500.00	11,458.00	6,442.00	8,740.00	1,878.00	1,614.00	48,056.00	-	1,422,251.00
471	SANTIAGO LALOPE	320,840.00	169,187.00	4,994.00	17,163.00	1,136.00	1,617.00	941.00	909.00	192.00	-	-	516,979.00
472	SANTIAGO LAOLLAGA	1,493,002.00	665,814.00	21,155.00	76,935.00	8,897.00	7,915.00	6,939.00	3,654.00	1,435.00	-	-	2,285,641.00
473	SANTIAGO LALOPE	461,586.00	178,985.00	6,057.00	22,983.00	3,411.00	2,491.00	2,566.00	1,029.00	474.00	-	-	679,582.00
474	SANTIAGO LLAMO GRANDE	788,933.00	380,303.00	8,944.00	37,334.00	9,030.00	4,528.00	6,476.00	1,371.00	1,117.00	-	-	1,236,026.00
475	SANTIAGO MATAPAN	2,989,337.00	1,575,161.00	31,138.00	137,526.00	26,592.00	17,649.00	22,911.00	4,461.00	4,798.00	42,045.00	-	4,851,638.00
476	SANTIAGO MILITEPEC	269,894.00	115,898.00	3,885.00	14,029.00	1,109.00	1,440.00	1,063.00	675.00	744.00	23,558.00	-	431,795.00
477	SANTIAGO MINAS	512,964.00	244,925.00	6,828.00	25,641.00	3,461.00	2,722.00	2,633.00	1,161.00	485.00	28,108.00	-	828,928.00
478	SANTIAGO NACALTEPEC	531,682.00	114,720.00	6,877.00	26,320.00	4,202.00	2,876.00	3,110.00	1,155.00	559.00	-	-	691,501.00
479	SANTIAGO NEJAPILLA	184,040.00	103,763.00	3,130.00	10,296.00	458.00	899.00	335.00	612.00	59.00	-	-	307,592.00
480	SANTIAGO NUNUCHTE	521,293.00	196,565.00	6,490.00	25,543.00	3,493.00	2,897.00	3,019.00	1,092.00	628.00	15,260.00	-	774,220.00
481	SANTIAGO NUYOD	814,203.00	174,434.00	8,695.00	37,930.00	4,976.00	4,827.00	5,327.00	1,215.00	1,314.00	-	-	1,067,136.00
482	SANTIAGO PINOTEPA NACIONAL	18,035,339.00	4,707,676.00	160,232.00	783,554.00	146,496.00	107,504.00	138,327.00	19,287.00	31,327.00	-	-	24,129,742.00
483	SANTIAGO SUCHILQUITONGO	2,086,730.00	508,827.00	20,125.00	99,248.00	28,869.00	12,375.00	20,262.00	2,847.00	3,447.00	-	-	2,786,730.00
484	SANTIAGO TAMAZOLA	1,356,418.00	537,893.00	13,714.00	61,405.00	11,661.00	7,902.00	10,049.00	1,983.00	2,106.00	-	-	2,003,131.00
485	SANTIAGO TAPETIA	819,378.00	291,329.00	9,718.00	39,205.00	8,104.00	4,577.00	5,965.00	1,548.00	1,045.00	-	-	1,175,865.00
486	VILLA TELUPAM DE LA UNION	814,245.00	661,705.00	4,487.00	17,458.00	6,370.00	4,777.00	5,806.00	1,179.00	1,284.00	-	-	1,541,311.00
487	SANTIAGO TETANGU	882,842.00	278,767.00	7,049.00	34,479.00	5,166.00	4,807.00	4,807.00	1,464.00	1,076.00	38,355.00	-	1,259,798.00

Clave de Municipio	Municipio	FONDO GENERAL DE PARTICIPACIONES	FONDO DE FOMENTO MUNICIPAL	FONDO DE IMPUESTOS ESPECIALES SOBRE PRODUCCION Y SERVICIOS	FONDO DE FISCALIZACION Y RECAUDACION	FONDO DE COMPENSACION	IMPUESTO SOBRE AUTOMOVILES NUEVOS	IMPUESTO A LAS VENTAS FINALES DE GASOLINAS Y DIESEL	FONDO DE COMPENSACION DEL IMPUESTO SOBRE AUTOMOVILES NUEVOS ISAN	ISR ARTICULO 125	ISR 3-B	Hidrocarburos	Total
488	SANTIAGO	224,083.00	127,703.00	3,484.00	11,930.00	343.00	1,108.00	433.00	645.00	117.00	-	-	969,846.00
489	TEPEILAPA	1,205,940.00	208,875.00	13,772.00	58,982.00	12,802.00	6,799.00	9,251.00	2,154.00	1,599.00	-	-	1,518,174.00
490	TEPEPEC	740,900.00	172,620.00	8,716.00	35,410.00	7,744.00	4,161.00	5,565.00	1,392.00	931.00	-	-	976,861.00
491	TEZCALCINGO	1,159,843.00	354,435.00	11,797.00	53,024.00	12,916.00	6,983.00	10,250.00	1,725.00	1,986.00	7,394.00	-	1,630,359.00
492	TEZTLIJA	1,332,616.00	385,229.00	14,934.00	63,102.00	7,177.00	7,899.00	6,126.00	2,088.00	2,088.00	61,602.00	-	1,884,951.00
493	TLANTONIGO	268,768.00	130,040.00	5,585.00	13,449.00	1,441.00	1,438.00	1,743.00	633.00	264.00	13,886.00	-	434,745.00
494	SANTIAGO	1,308,173.00	299,022.00	14,382.00	61,395.00	16,315.00	7,701.00	11,845.00	2,121.00	2,042.00	-	-	1,722,947.00
495	TLAZOVALTEPEC	805,892.00	174,303.00	9,895.00	30,240.00	7,818.00	4,497.00	5,723.00	1,590.00	993.00	-	-	1,049,751.00
496	SANTIAGO XIACUI	498,267.00	143,149.00	5,868.00	23,781.00	5,011.00	2,778.00	3,584.00	945.00	624.00	15,084.00	-	699,101.00
497	SANTIAGO	1,037,921.00	474,643.00	11,995.00	49,375.00	10,900.00	5,905.00	8,065.00	1,884.00	1,414.00	-	-	1,602,092.00
498	YATEPEC	1,751,181.00	331,284.00	19,599.00	82,611.00	19,594.00	10,233.00	14,731.00	3,090.00	2,641.00	-	850,028.00	3,084,992.00
499	SANTIAGO	1,055,587.00	292,491.00	9,490.00	48,440.00	5,094.00	6,574.00	7,237.00	1,269.00	2,060.00	71,997.00	-	1,498,239.00
500	XOLOMECATL	2,048,574.00	547,782.00	21,368.00	94,737.00	20,866.00	12,272.00	17,169.00	2,973.00	3,440.00	18,746.00	-	2,797,905.00
501	YOCONOCHA	361,643.00	130,563.00	4,894.00	18,419.00	2,619.00	1,923.00	1,907.00	852.00	395.00	-	-	523,255.00
502	TUCUTZACHI	1,237,524.00	186,159.00	13,605.00	57,456.00	13,058.00	7,042.00	9,752.00	2,244.00	1,714.00	140,184.00	-	1,668,718.00
503	ZACATEPEC	672,255.00	162,199.00	6,976.00	30,602.00	1,124.00	3,859.00	2,892.00	1,092.00	969.00	-	-	882,888.00
504	NUJEU	682,015.00	297,144.00	7,482.00	31,604.00	4,187.00	3,821.00	3,954.00	1,170.00	898.00	20,972.00	-	1,053,247.00
505	SANTO DOMINGO	3,319,232.00	779,444.00	27,779.00	145,395.00	20,394.00	22,226.00	28,272.00	2,862.00	7,978.00	-	-	4,352,382.00
506	SANTO DOMINGO	429,704.00	133,312.00	5,289.00	21,158.00	2,899.00	2,481.00	2,360.00	798.00	600.00	-	-	597,601.00
507	SANTO DOMINGO	813,525.00	455,271.00	9,393.00	36,700.00	8,230.00	4,623.00	6,139.00	1,467.00	1,104.00	-	-	1,338,452.00
508	SANTO DOMINGO	565,650.00	156,619.00	5,672.00	25,782.00	4,281.00	3,381.00	4,133.00	747.00	937.00	42,717.00	-	809,919.00
509	SANTO DOMINGO	2,319,046.00	1,236,739.00	22,817.00	104,447.00	29,337.00	13,736.00	21,736.00	3,261.00	3,822.00	-	-	3,755,041.00
510	SANTO DOMINGO	371,554.00	134,647.00	5,964.00	19,259.00	1,983.00	1,332.00	1,557.00	933.00	297.00	49,784.00	-	587,310.00
511	SANTO DOMINGO	873,918.00	327,810.00	10,048.00	41,479.00	8,627.00	4,959.00	6,322.00	1,566.00	1,181.00	-	-	1,276,110.00

Clave de Municipio	Municipio	FONDO GENERAL DE PARTICIPACIONES	FONDO DE FOMENTO MUNICIPAL	FONDO DE IMPUESTOS ESPECIALES SOBRE PRODUCCION Y SERVICIOS	FONDO DE FISCALIZACION Y RECAUDACION	FONDO DE COMPENSACION	IMPUESTO SOBRE AUTOMOVILES NUEVOS	IMPUESTO A LAS VENTAS DE GASOLINAS Y SOBRE DIESEL	FONDO DE COMPENSACION DEL IMPUESTO AUTOMOVILES NUEVOS ISAN	ISR ARTICULO 135	ISR 3-8	Hidrocarburos	total
512	SANTO DOMINGO OZDOLTEPEC	392,215.00	133,803.00	5,512.00	20,137.00	2,874.00	2,079.00	2,061.00	939.00	354.00	8,548.00	-	568,522.00
513	SANTO DOMINGO PETAPA	1,868,732.00	241,560.00	19,773.00	86,430.00	23,729.00	10,998.00	17,037.00	2,883.00	2,951.00	85,183.00	-	2,359,277.00
514	SANTO DOMINGO RIOYAGA	426,701.00	152,634.00	6,175.00	22,139.00	2,428.00	2,220.00	1,855.00	1,077.00	138.00	215,158.00	-	890,723.00
515	SANTO DOMINGO TEHUANTEPEC	23,419,311.00	5,716,256.00	204,704.00	1,029,069.00	179,279.00	148,332.00	193,708.00	21,797.00	40,283.00	-	-	30,961,739.00
516	SANTO DOMINGO TEDIOMULCO	1,320,714.00	579,875.00	13,862.00	60,872.00	13,770.00	7,748.00	10,815.00	1,986.00	2,971.00	91,765.00	-	2,103,479.00
517	SANTO DOMINGO TEPUXTEPEC	1,363,078.00	897,155.00	13,804.00	62,062.00	15,515.00	8,171.00	12,217.00	2,085.00	2,303.00	-	-	1,876,390.00
518	SANTO DOMINGO TLATAYAPAM	254,588.00	107,839.00	3,364.00	12,803.00	299.00	1,394.00	822.00	528.00	279.00	-	-	381,916.00
519	SANTO DOMINGO TOMALTEPEC	881,757.00	284,991.00	9,280.00	40,740.00	8,941.00	5,226.00	7,195.00	1,365.00	1,425.00	59,566.00	-	1,300,486.00
520	SANTO DOMINGO TONALA	1,899,594.00	792,689.00	20,166.00	87,216.00	19,408.00	10,915.00	14,825.00	3,195.00	2,765.00	71,015.00	-	2,864,176.00
521	SANTO DOMINGO TONALTEPEC	155,194.00	121,423.00	4,044.00	11,731.00	657.00	1,256.00	577.00	726.00	123.00	-	-	397,731.00
522	SANTO DOMINGO XAGACIA	396,970.00	123,234.00	5,311.00	19,952.00	3,137.00	2,136.00	2,284.00	897.00	398.00	4,658.00	-	558,927.00
523	SANTO DOMINGO YAHUHTLAX	979,910.00	231,469.00	9,600.00	43,590.00	4,312.00	5,772.00	5,713.00	1,644.00	1,578.00	-	-	1,283,588.00
524	SANTO DOMINGO YODOHINO	256,356.00	111,403.00	3,651.00	13,123.00	865.00	1,295.00	783.00	836.00	171.00	19,180.00	-	407,465.00
525	SANTO DOMINGO ZANATEPEC	4,001,713.00	1,242,566.00	31,643.00	162,789.00	32,895.00	24,041.00	30,900.00	5,058.00	6,994.00	72,625.00	-	5,613,274.00
526	SANTOS REYES NOPALA	3,407,753.00	1,145,751.00	33,354.00	153,626.00	43,666.00	20,474.00	32,572.00	4,554.00	5,881.00	-	-	4,847,632.00
527	SANTOS REYES PAPALO	1,079,661.00	366,580.00	11,227.00	49,930.00	6,498.00	6,531.00	7,348.00	1,596.00	1,866.00	-	-	1,531,237.00
528	SANTOS REYES TEPEUILLO	888,815.00	172,278.00	8,372.00	40,595.00	2,360.00	5,667.00	5,533.00	1,026.00	1,822.00	23,120.00	-	1,149,808.00
529	SANTOS REYES YUCUNA	483,501.00	144,372.00	6,553.00	24,452.00	3,804.00	2,598.00	2,768.00	1,104.00	476.00	-	-	669,628.00
530	SANTO TOMAS JALIEZA	1,182,125.00	997,325.00	12,076.00	53,666.00	10,200.00	6,926.00	8,855.00	1,875.00	1,858.00	67,563.00	-	1,742,489.00
531	SANTO TOMAS MAZATEPEC	690,802.00	161,494.00	7,841.00	33,211.00	6,898.00	4,054.00	5,352.00	1,865.00	1,021.00	-	-	920,978.00
532	SANTO TOMAS OCOATEPEC	1,010,141.00	488,660.00	11,204.00	47,490.00	10,587.00	5,862.00	8,096.00	1,677.00	1,497.00	-	-	1,585,214.00

Clave de Municipio	Municipio	FONDO GENERAL DE PARTICIPACIONES	FONDO DE FOMENTO MUNICIPAL	FONDO DE IMPUESTOS ESPECIALES SOBRE PRODUCCION Y SERVICIOS	FONDO DE FISCALIZACION Y RECAUDACION	FONDO DE COMPENSACION	IMPUESTO SOBRE AUTOMOVILES NUEVOS	IMPUESTO A LAS VENTAS FINALES DE GASOLINAS Y SOBRE DIESEL	FONDO DE COMPENSACION DEL IMPUESTO SOBRE AUTOMOVILES NUEVOS ISAN	ISR ARTICULO 125	ISR 3-B	Hidrocarburos	total
533	SANTO TOMAS TAMAZULAPAN	874,022.00	403,260.00	9,078.00	38,577.00	7,167.00	4,751.00	5,921.00	1,353.00	1,199.00	32,339.00	-	1,327,667.00
534	SAN VICENTE COATLAN	1,029,175.00	214,359.00	10,956.00	47,379.00	9,103.00	5,979.00	7,540.00	1,695.00	1,511.00	322,471.00	-	1,650,118.00
535	SAN VICENTE LACHIRIO	1,270,403.00	165,776.00	12,508.00	57,762.00	8,479.00	7,692.00	9,084.00	1,572.00	2,448.00	718.00	-	1,536,178.00
536	SAN VICENTE NUBIA	295,285.00	125,601.00	4,321.00	15,390.00	1,187.00	1,569.00	1,121.00	813.00	255.00	-	-	445,542.00
537	SILACAYAPAM	2,059,362.00	687,740.00	22,445.00	95,342.00	17,595.00	11,648.00	14,220.00	9,513.00	2,812.00	98,523.00	-	3,013,200.00
538	SITIO DE XTLAPARHIA	402,977.00	180,085.00	5,603.00	20,335.00	1,876.00	2,190.00	1,808.00	909.00	417.00	11,471.00	-	627,771.00
539	SOLEDAO ETILA	1,167,368.00	316,797.00	11,896.00	52,578.00	16,793.00	7,004.00	11,836.00	1,533.00	2,010.00	-	-	1,587,297.00
540	VILLA DE TAMAZULAPAN DEL PROGRESO	2,652,003.00	831,952.00	23,595.00	115,888.00	22,130.00	16,469.00	21,817.00	3,267.00	5,144.00	240,117.00	-	3,932,482.00
541	TANETZE DE ZARAGOZA	485,321.00	176,748.00	6,214.00	24,122.00	4,104.00	2,660.00	2,945.00	1,041.00	511.00	834.00	-	714,500.00
542	TANICHE	390,701.00	201,469.00	5,465.00	19,991.00	2,331.00	2,059.00	1,805.00	930.00	342.00	12,345.00	-	637,438.00
543	TALTAPIC DE VALDES	1,513,215.00	649,187.00	15,481.00	69,525.00	16,581.00	9,209.00	13,541.00	2,175.00	2,678.00	69,598.00	-	2,361,310.00
544	TECOCUICO DE MARCOS PEREZ	497,913.00	158,418.00	5,818.00	23,712.00	2,705.00	2,718.00	2,678.00	915.00	628.00	8,098.00	-	703,665.00
545	TEOTITLAN DE FLORES MAGON	3,546,715.00	1,350,511.00	40,600.00	168,926.00	26,770.00	20,401.00	23,462.00	5,882.00	5,049.00	-	-	5,108,416.00
546	TEOTITLAN DEL VALLE	1,855,445.00	527,855.00	17,098.00	83,829.00	16,744.00	11,611.00	15,874.00	2,580.00	3,601.00	-	-	2,535,438.00
547	TEOTONGO	422,823.00	157,695.00	5,508.00	20,828.00	2,652.00	2,204.00	2,001.00	942.00	371.00	-	-	614,825.00
548	TEPELMEHE VILLA DE MORELOS	853,962.00	382,037.00	9,325.00	38,916.00	5,098.00	4,750.00	4,804.00	1,893.00	1,079.00	3,142.00	-	1,285,003.00
549	HEROICA VILLA DE TEZOTITLAN DE SEGURA Y LUINA, CUNA DE LA INDEPENDENCIA DE OAXACA	2,821,420.00	804,540.00	31,129.00	130,970.00	29,996.00	15,713.00	21,340.00	4,806.00	3,629.00	248,515.00	-	4,112,058.00
550	SAN JERONIMO TLACOCXAHUAYA	1,870,669.00	334,059.00	17,578.00	81,640.00	15,180.00	10,827.00	13,448.00	2,781.00	2,904.00	75,575.00	-	2,424,611.00
551	TLACOLULA DE MATAMOROS	10,298,804.00	2,602,708.00	81,668.00	434,579.00	80,258.00	64,736.00	85,568.00	9,634.00	21,165.00	883,373.00	-	14,561,433.00
552	TLACOTEPEC PLUMAS	317,431.00	174,730.00	3,932.00	15,506.00	1,083.00	1,805.00	1,477.00	693.00	412.00	8,480.00	-	525,488.00
553	TLAUXTAC DE CABREHA	6,352,625.00	1,053,526.00	49,927.00	269,930.00	32,128.00	41,066.00	48,283.00	5,472.00	14,089.00	16,937.00	-	7,883,963.00
554	TOTONTEPEC VILLA DE MORELOS	1,428,392.00	349,806.00	15,459.00	65,549.00	15,399.00	8,012.00	11,040.00	2,640.00	1,890.00	121,096.00	-	2,019,285.00
555	TRINIDAD ZAACHILA	768,337.00	229,566.00	8,638.00	36,297.00	8,990.00	4,432.00	6,435.00	2,293.00	1,111.00	-	-	1,065,099.00
556	LA TRINIDAD VISTA HERMOZA	205,094.00	118,584.00	4,108.00	15,200.00	807.00	1,633.00	1,146.00	702.00	375.00	6,539.00	-	444,138.00
557	UNION HIDALGO	5,267,754.00	1,165,850.00	49,306.00	234,254.00	39,760.00	32,611.00	40,638.00	7,308.00	9,990.00	-	-	6,846,471.00

Clave de Municipio	Municipio	FONDO GENERAL DE PARTICIPACIONES	FONDO DE FOMENTO MUNICIPAL	FONDO DE IMPUESTOS ESPECIALES SOBRE PRODUCCION Y SERVICIOS	FONDO DE FISCALIZACION Y RECAUDACION	FONDO DE COMPENSACION	IMPUESTO SOBRE AUTOMOVILES NUEVOS	IMPUESTO A LAS VENTAS DE BIENES MUEBLES Y AUTOMOVILES	FONDO DE COMPENSACION DEL ISR ARTICULO 128	ISR 3-B	Hidrocarburos	total
558	VALERIO TRUJANO	403,164.00	96,000.00	5,089.00	19,760.00	3,626.00	2,212.00	2,618.00	458.00	-	-	533,742.00
559	SAN JUAN BAUTISTA VALLE NACIONAL	5,078,212.00	1,431,690.00	50,381.00	230,582.00	60,732.00	30,753.00	47,047.00	8,934.00	113,209.00	-	7,058,488.00
560	VILLA DIAZ ORDAZ	2,346,378.00	654,042.00	27,040.00	105,039.00	16,938.00	14,644.00	18,385.00	4,558.00	-	-	3,184,887.00
561	YANE	1,372,540.00	742,334.00	18,004.00	68,457.00	7,681.00	7,419.00	6,728.00	1,424.00	-	-	2,227,657.00
562	MAGDALENA TOCOCOMO DE ROBBIERO DIAZ	612,388.00	212,142.00	6,583.00	21,410.00	4,434.00	3,578.00	4,151.00	937.00	19,478.00	-	893,109.00
563	YOGANA	435,057.00	144,492.00	5,937.00	22,015.00	3,208.00	2,322.00	2,361.00	412.00	35,284.00	-	652,117.00
564	YUTANDUCHI DE VILLA DE	622,856.00	265,160.00	7,373.00	29,430.00	3,116.00	3,353.00	2,938.00	662.00	-	-	996,071.00
565	QUERREBO ZAACHILA	14,560,067.00	3,913,357.00	114,995.00	618,754.00	121,643.00	92,678.00	117,680.00	31,063.00	-	-	19,991,488.00
566	SAN MANTE YAGUITINDO	863,749.00	285,828.00	10,121.00	41,194.00	8,171.00	4,817.00	6,079.00	1,086.00	21,601.00	-	1,144,333.00
567	ZAPOTTILAN	873,199.00	212,718.00	10,129.00	41,645.00	8,745.00	4,993.00	6,634.00	1,208.00	-	-	1,160,880.00
568	LAS UNAS ZAPOTTILAN	515,484.00	296,630.00	5,885.00	24,496.00	4,449.00	2,954.00	3,629.00	725.00	-	-	859,156.00
569	SANTA INES DE PALMAS	932,132.00	221,975.00	6,894.00	26,293.00	3,781.00	2,851.00	2,894.00	535.00	-	-	798,528.00
570	ZIMATLAN DE ALVAREZ	6,842,006.00	2,170,200.00	59,108.00	296,952.00	58,266.00	42,884.00	57,954.00	13,674.00	6,917.00	-	9,555,426.00
		1,464,174,311.00	420,890,573.00	13,884,180.00	65,135,293.00	10,859,979.00	8,478,355.00	10,387,241.00	2,616,274.00	29,978,829.00	3,602,911.00	2,032,753,535.00

Nota: La sumatoria de las cantidades en cada uno de los fondos pueden no coincidir por efectos del redondeo

San Bartolo Coyotepec, Oaxaca, 6 de JULIO de 2022

Tesorera
Subaría de Egresos, Contabilidad y Tesorería
Secretaría de Finanzas
Gobierno del Estado de Oaxaca

C.P. SANDO MATUIS DELGADO
TESORERO

En cumplimiento a lo dispuesto en los artículos 82, 86 de la Constitución Política del Estado Libre y Soberano de Oaxaca, 6 párrafo cuarto de la Ley de Coordinación Fiscal; 3 fracción I, 27 fracción II, 45 fracción XXI de la Ley Orgánica del Poder Ejecutivo del Estado de Oaxaca; 11 último párrafo de la Ley de Coordinación Fiscal para el Estado de Oaxaca; 2, 4 fracción II, inciso c, y 27 fracciones X y XI del Reglamento Interno de la Secretaría de Finanzas del Poder Ejecutivo del Estado, numeral 5 fracción II, inciso b del Acuerdo por el que se expide los lineamientos para la publicación de la información a que se refiere el artículo 6o. de la Ley de Coordinación Fiscal



GOBIERNO DEL ESTADO DE OAXACA

1. Importe de las participaciones pagadas a los municipios del Estado de Oaxaca correspondiente al mes de ABRIL, INCLUYE EL PRIMER AJUSTE TRIMESTRAL DEL FONDO DE FISCALIZACIÓN Y RECAUDACIÓN EJERCICIO 2022.

Clave de Municipio	Municipio	FONDO GENERAL DE PARTICIPACIONES	FONDO DE FOMENTO MUNICIPAL	FONDO DE IMPUESTOS ESPECIALES SOBRE PRODUCCION Y SERVICIOS	FONDO DE FISCALIZACION Y RECAUDACION	FONDO DE COMPENSACION	IMPUESTO SOBRE AUTOMOVILES NUEVOS	IMPUESTO A LAS VENTAS FINALES DE GASOLINAS Y DIESEL	FONDO DE COMPENSACION DEL IMPUESTO SOBRE AUTOMOVILES NUEVOS ISAN	ISR 3-B	Hidrocarburos	total
001	ABEJONES	121,368.00	53,142.00	2,005.00	9,760.00	1,444.00	692.00	1,046.00	369.00	\$ 81.00	-	189,907.00
002	ACATLAN DE PEREZ LEON	2,324,624.00	1,562,977.00	31,635.00	309,928.00	77,798.00	15,647.00	61,411.00	4,342.00	\$	35,487.00	4,423,232.00
003	ACACULOTPEC	171,958.00	49,566.00	2,620.00	18,581.00	4,344.00	1,039.00	3,304.00	497.00	\$	-	252,097.00
004	ASUNCION	92,502.00	37,465.00	1,417.00	9,057.00	1,917.00	533.00	1,448.00	268.00	\$	-	147,689.00
005	CHIHUIHUI	1,592,350.00	597,347.00	20,417.00	252,359.00	26,548.00	12,021.00	97,432.00	2,468.00	\$	-	2,545,467.00
006	CHILTEPEC	1,233,888.00	467,617.00	14,510.00	139,642.00	35,417.00	7,529.00	27,367.00	2,459.00	\$	-	1,929,663.00
007	MOCHILAN	228,556.00	162,593.00	3,528.00	21,364.00	4,035.00	1,281.00	3,183.00	627.00	\$	-	425,390.00
008	ASUNCION	113,658.00	66,966.00	1,685.00	13,260.00	1,264.00	684.00	1,496.00	206.00	\$	-	193,444.00
009	TLACUILI	365,658.00	167,023.00	4,862.00	42,833.00	11,788.00	2,316.00	8,788.00	840.00	\$	-	604,757.00
010	EL BARRIO DE LA SOLEDAD	1,209,450.00	381,520.00	15,667.00	236,664.00	23,468.00	10,500.00	36,384.00	1,523.00	\$	67,498.00	1,987,238.00
011	CALHUALA	114,800.00	69,914.00	1,820.00	11,873.00	2,387.00	677.00	1,887.00	306.00	\$	-	203,914.00
012	CANDELAIRA	521,910.00	94,580.00	7,484.00	69,707.00	18,824.00	3,556.00	14,899.00	1,090.00	\$	-	731,774.00
013	LOTECHA	351,332.00	256,513.00	4,873.00	38,302.00	5,280.00	2,138.00	5,367.00	861.00	\$	-	665,207.00
014	CIUDAD IXTPEC	2,561,496.00	1,118,725.00	32,796.00	360,408.00	49,094.00	18,319.00	56,496.00	5,903.00	\$	-	4,209,490.00
015	COATECAS ALTAS	303,076.00	81,180.00	4,512.00	35,315.00	9,041.00	1,911.00	6,864.00	729.00	\$	-	443,935.00
016	COICOMAN DE LAS FLORES	459,426.00	74,357.00	6,519.00	58,779.00	15,821.00	3,052.00	12,334.00	1,004.00	\$	-	632,365.00
017	LA COMPANIA	230,744.00	127,737.00	3,423.00	26,555.00	6,145.00	1,463.00	4,838.00	554.00	\$	13,659.00	415,477.00
018	CONCEPCION BUENAVISTA	104,254.00	66,301.00	1,711.00	10,502.00	1,292.00	609.00	1,277.00	308.00	\$	-	186,179.00
019	CONCEPCION	192,694.00	47,629.00	2,910.00	20,380.00	4,719.00	1,151.00	3,571.00	491.00	\$	-	273,715.00
020	CONSTANCIA DEL PAPA	270,576.00	242,719.00	3,840.00	34,863.00	8,254.00	1,804.00	6,723.00	578.00	\$	-	569,904.00
021	MOCTEZUMA	783,320.00	515,016.00	11,034.00	108,317.00	25,086.00	5,299.00	20,639.00	1,762.00	\$	-	1,470,302.00
022	COSOLAPA	113,743.00	59,177.00	1,627.00	13,266.00	1,866.00	707.00	1,669.00	283.00	\$	-	194,875.00
023	CUILAPAM DE GUERRERO	1,056,890.00	934,688.00	13,137.00	181,369.00	46,196.00	8,407.00	99,271.00	1,461.00	\$	-	2,284,795.00
024	CUYAMECALCO VILLA DE	379,476.00	194,893.00	4,748.00	31,131.00	6,198.00	1,988.00	4,678.00	784.00	\$	-	674,182.00
025	ZARAGOZA CHAHUITES	707,540.00	387,334.00	7,445.00	95,497.00	19,607.00	4,898.00	18,096.00	1,099.00	\$	-	1,237,194.00
026	CHALCATONGO DE HIDALGO	550,980.00	240,442.00	7,915.00	75,702.00	15,525.00	3,816.00	13,745.00	1,156.00	\$	-	1,042,419.00
027	CHIHUIHUI DE BENTO JUAREZ	185,164.00	153,834.00	2,857.00	19,786.00	3,706.00	1,113.00	3,102.00	477.00	\$	-	370,301.00

Clave de Municipio	Municipio	FONDO GENERAL DE PARTICIPACIONES	FONDO DE FOMENTO MUNICIPAL	FONDO DE IMPUESTOS ESPECIALES SOBRE PRODUCCION Y SERVICIOS	FONDO DE FISCALIZACION Y RECAUDACION	FONDO DE COMPENSACION	IMPUESTO SOBRE AUTOMOVILES NUEVOS	IMPUESTO A LAS VENTAS FINALES DE GASOLINAS Y DIESEL	FONDO DE COMPENSACION DEL IMPUESTO SOBRE AUTOMOVILES NUEVOS ISAN	ISR 3-B	Hidrocarburos	total
028	HEROICA CIUDAD DE EUTLA DE CRESPO	1,211,868.00	802,076.00	15,862.00	175,703.00	39,711.00	8,671.00	34,143.00	2,351.00	2,963.00	-	2,294,348.00
029	ELOCOCHITLAN DE FLORES MAGON	399,384.00	370,222.00	4,242.00	32,288.00	7,141.00	1,806.00	5,673.00	685.00	446.00	-	521,887.00
030	EL ESPINAL	1,790,788.00	296,018.00	17,541.00	212,818.00	15,332.00	11,187.00	27,151.00	1,971.00	3,578.00	-	2,316,384.00
031	TAMAZULAPAM DEL ESPINILLO	598,110.00	94,659.00	6,828.00	54,562.00	12,289.00	3,302.00	9,433.00	1,095.00	719.00	-	780,997.00
032	FRESNILLO DE TRUJANO	113,246.00	71,809.00	1,822.00	30,347.00	1,835.00	628.00	1,430.00	322.00	110.00	-	201,549.00
033	GUADALUPE ETLA	174,334.00	161,304.00	2,485.00	27,945.00	5,112.00	1,333.00	5,005.00	393.00	493.00	-	378,234.00
034	GUADALUPE DE DOMINEZ	228,700.00	93,106.00	1,908.00	13,535.00	2,223.00	766.00	1,980.00	316.00	179.00	-	242,713.00
035	GUERRERO DE JUAREZ	66,124.00	75,445.00	1,002.00	7,949.00	1,151.00	425.00	1,157.00	174.00	116.00	-	157,782.00
036	GUEVEA DE HUMBOLDT	305,754.00	62,627.00	4,190.00	34,368.00	9,009.00	1,887.00	6,738.00	669.00	498.00	-	425,740.00
037	MEXONES HIDALGO	261,598.00	151,604.00	3,243.00	30,230.00	7,532.00	1,641.00	5,761.00	629.00	434.00	-	463,232.00
038	VILLA HIDALGO	145,038.00	67,649.00	2,160.00	14,638.00	3,231.00	846.00	2,457.00	372.00	186.00	-	247,284.00
039	HEROICA CIUDAD DE HUAUAPAN DE LEON	7,471,110.00	3,620,650.00	88,336.00	1,116,994.00	136,607.00	54,614.00	173,116.00	12,933.00	19,933.00	-	12,776,793.00
040	HUATLATEPEC	336,226.00	65,007.00	4,938.00	41,665.00	10,660.00	2,193.00	8,358.00	759.00	635.00	-	470,341.00
041	HUATLITA DE IMENZ	1,723,984.00	668,996.00	24,799.00	203,650.00	53,683.00	10,942.00	40,640.00	3,956.00	3,002.00	-	2,734,567.00
042	ITILAN DE JUAREZ	634,638.00	289,412.00	8,269.00	91,631.00	14,311.00	4,597.00	15,264.00	1,215.00	1,573.00	-	1,108,249.00
043	HEROICA CIUDAD DE JUCHITAN DE ZARAGOZA	8,386,884.00	3,789,221.00	107,571.00	1,305,794.00	157,754.00	62,653.00	217,898.00	12,994.00	47,199.00	-	14,108,992.00
044	LONA BOMITA	3,379,530.00	2,272,153.00	43,819.00	429,188.00	71,029.00	22,345.00	69,897.00	6,513.00	6,880.00	-	6,497,936.00
045	MAGDALENA APASCO	544,158.00	498,938.00	6,717.00	101,122.00	13,785.00	4,562.00	17,013.00	667.00	1,937.00	-	1,188,900.00
046	MAGDALENA JALTEPEC	340,254.00	176,154.00	4,473.00	44,374.00	5,058.00	2,291.00	6,335.00	748.00	720.00	-	590,658.00
047	SANTA MAGDALENA MCCOJAN	50,170.00	30,931.00	891.00	4,088.00	141.00	263.00	247.00	170.00	32.00	-	88,933.00
048	MAGDALENA MATEPEC	132,476.00	87,623.00	2,106.00	12,991.00	2,436.00	758.00	1,928.00	362.00	151.00	-	242,343.00
049	MAGDALENA OCCITAN	107,590.00	79,116.00	1,720.00	10,350.00	2,031.00	611.00	1,553.00	299.00	118.00	-	203,368.00
050	MAGDALENA PENASCO	253,842.00	77,567.00	3,598.00	28,284.00	6,388.00	1,561.00	5,078.00	607.00	402.00	-	414,927.00
051	MAGDALENA TETIPAC	319,262.00	296,963.00	4,565.00	43,312.00	7,986.00	2,194.00	7,544.00	669.00	699.00	-	683,194.00
052	MAGDALENA TEQUISTLAN	428,922.00	194,247.00	4,612.00	51,332.00	10,337.00	2,803.00	9,337.00	851.00	852.00	-	703,293.00
053	MAGDALENA TLACOTEPEC	334,688.00	201,129.00	5,827.00	26,583.00	2,251.00	1,731.00	2,124.00	1,049.00	202.00	-	628,431.00
054	MAGDALENA ZAHUATLAN	82,837.00	53,924.00	1,278.00	7,957.00	698.00	471.00	840.00	779.00	94.00	-	148,321.00

Ciudad de Municipio	Municipio	FONDO GENERAL DE PARTICIPACIONES	FONDO DE FOMENTO MUNICIPAL	FONDO DE IMPUESTOS ESPECIALES SOBRE PRODUCCION Y SERVICIOS	FONDO DE FISCALIZACION Y RECAUDACION	FONDO DE COMPENSACION	IMPUESTO SOBRE AUTOMOVILES NUEVOS	IMPUESTO A LAS VENTAS FINALES DE GASOLINAS Y DIESEL	FONDO DE COMPENSACION DEL IMPUESTO SOBRE AUTOMOVILES NUEVOS ISAN	ISR ARTICULO 126	ISR 3-B	Hidrocarburos	total
055	MARGAOLA DE JUABEZ	316,000.00	131,985.00	4,273.00	49,495.00	6,455.00	2,371.00	7,796.00	542.00	872.00	\$	-	519,789.00
056	MARTINES DE TACURAYA	114,360.00	39,322.00	1,795.00	11,355.00	2,476.00	660.00	1,853.00	310.00	137.00	\$	-	172,168.00
057	MATIAS ROMERO AYOENABO	3,171,920.00	1,535,905.00	36,054.00	436,236.00	66,115.00	21,991.00	71,230.00	5,231.00	7,457.00	\$	58,363.00	5,412,402.00
058	MAZATLAN VILLA DE FLORES	678,526.00	96,433.00	9,650.00	81,563.00	24,472.00	4,351.00	16,411.00	1,547.00	1,228.00	\$	-	913,116.00
059	MAZHUATLAN DE MORENO DIAZ	2,953,138.00	2,157,998.00	36,310.00	401,829.00	87,022.00	20,170.00	75,849.00	5,273.00	6,715.00	\$	-	5,746,254.00
060	MEXISTLAN DE LA REFORMA	191,048.00	67,517.00	2,711.00	18,798.00	4,257.00	1,098.00	3,205.00	482.00	239.00	\$	-	289,310.00
061	MORUMIA	253,514.00	722,741.00	3,593.00	24,954.00	4,905.00	1,456.00	3,955.00	590.00	316.00	\$	-	516,024.00
062	MATYRADO	88,928.00	51,463.00	1,404.00	9,087.00	865.00	522.00	1,018.00	242.00	113.00	\$	-	153,642.00
063	MAZARENO ETIA	204,652.00	219,679.00	2,806.00	30,585.00	7,489.00	1,495.00	6,200.00	422.00	527.00	\$	-	473,855.00
064	MEJAPA DE MADRID	443,378.00	433,439.00	6,069.00	57,482.00	14,630.00	2,973.00	11,546.00	956.00	918.00	\$	-	971,390.00
065	MOPANTEPEC NIENES	130,924.00	115,908.00	2,063.00	11,742.00	1,840.00	718.00	1,514.00	365.00	125.00	\$	-	265,189.00
066	SANTIAGO MILITEPEC	460,546.00	443,207.00	5,759.00	49,243.00	9,224.00	2,814.00	8,102.00	1,050.00	722.00	\$	-	980,667.00
067	OXACA DE JUABEZ	45,060,702.00	27,642,936.00	594,121.00	6,510,210.00	475,419.00	306,971.00	850,055.00	75,605.00	112,318.00	\$	-	76,628,337.00
068	OCOTLAN DE MORELOS	1,648,332.00	891,617.00	21,778.00	266,821.00	41,012.00	12,645.00	45,232.00	2,858.00	4,798.00	\$	-	2,035,093.00
069	LA PE	184,874.00	118,436.00	2,791.00	21,800.00	5,224.00	1,172.00	4,057.00	444.00	314.00	\$	6,532.00	345,644.00
070	PINTEPA DE DON LUIS	350,514.00	277,028.00	4,859.00	45,371.00	10,588.00	2,344.00	8,868.00	737.00	719.00	\$	-	701,379.00
071	PLUMA HIDALGO	333,444.00	327,796.00	5,277.00	32,686.00	5,534.00	1,913.00	4,621.00	895.00	385.00	\$	25,135.00	737,687.00
072	SAN JOSE DEL PROGRESO	1,095,390.00	915,947.00	14,034.00	259,467.00	13,781.00	11,105.00	37,776.00	740.00	5,494.00	\$	-	1,752,734.00
073	PUTLA VILLA DE GUERRERO	1,850,690.00	1,082,171.00	24,462.00	256,856.00	59,894.00	12,514.00	50,351.00	3,672.00	4,304.00	\$	172,736.00	3,518,980.00
074	SANTA CATARINA GUICHUTLAN	100,146.00	61,664.00	1,730.00	7,439.00	788.00	502.00	613.00	318.00	48.00	\$	-	173,248.00
075	REFORMA DE FREJEDA	347,234.00	199,146.00	4,016.00	26,183.00	4,608.00	1,780.00	3,574.00	757.00	280.00	\$	-	587,578.00
076	LA REFORMA	221,098.00	238,548.00	3,091.00	25,562.00	5,877.00	1,344.00	4,677.00	547.00	376.00	\$	-	501,119.00
077	REYES ETIA	257,438.00	170,419.00	3,423.00	35,943.00	7,571.00	1,799.00	6,683.00	498.00	600.00	\$	16,133.00	500,437.00
078	ROJAS DE CUAHUENOC	153,536.00	74,939.00	2,048.00	20,125.00	2,266.00	1,032.00	2,838.00	277.00	325.00	\$	8,674.00	266,060.00
079	SALINA CRUZ	9,063,800.00	3,122,501.00	107,529.00	1,544,758.00	147,553.00	72,305.00	230,414.00	14,641.00	29,056.00	\$	-	14,333,567.00
080	SAN AGUSTIN AMATENGO	125,378.00	71,903.00	1,883.00	12,694.00	2,724.00	732.00	2,069.00	339.00	156.00	\$	-	217,978.00
081	SAN AGUSTIN ATEPANGO	137,454.00	69,056.00	2,063.00	14,221.00	3,304.00	811.00	2,436.00	351.00	184.00	\$	-	229,780.00
082	SAN AGUSTIN CHAYUCO	252,646.00	145,837.00	3,707.00	29,996.00	7,148.00	1,608.00	5,601.00	590.00	440.00	\$	13,186.00	460,759.00
083	SAN AGUSTIN DE LAS JUNTAS	500,864.00	407,334.00	6,383.00	89,471.00	19,906.00	4,090.00	18,096.00	689.00	1,681.00	\$	43,722.00	1,091,236.00
084	SAN AGUSTIN ETIA	283,700.00	143,537.00	3,534.00	40,245.00	7,291.00	2,084.00	7,068.00	492.00	692.00	\$	-	488,564.00
085	SAN AGUSTIN LOMCHA	1,126,960.00	398,484.00	15,136.00	168,592.00	44,040.00	8,224.00	36,100.00	1,079.00	2,916.00	\$	-	1,802,331.00

Clave de Municipio	Municipio	FONDO GENERAL DE PARTICIPACIONES	FONDO DE FOMENTO MUNICIPAL	FONDO DE IMPUESTOS ESPECIALES SOBRE PRODUCCION Y SERVICIOS	FONDO DE FISCALIZACION Y RECAUDACION	FONDO DE COMPENSACION	IMPUESTO SOBRE AUTOMOVILES NUEVOS	IMPUESTO A LAS VENTAS FINALES DE GASOLINAS Y DIESEL	FONDO DE COMPENSACION DEL IMPUESTO SOBRE AUTOMOVILES NUEVOS ISAN	ISR ARTICULO 126	ISR 3-B	Hidrocarburos	total
086	SAN AGUSTIN	123,012.00	70,617.00	1,835.00	15,731.00	1,773.00	818.00	2,156.00	290.00	241.00	\$	-	216,473.00
087	TLACOTEPEC	248,884.00	308,600.00	3,386.00	36,262.00	9,470.00	1,787.00	7,623.00	473.00	617.00	\$	-	617,100.00
088	SAN AGUSTIN	209,160.00	73,261.00	3,213.00	22,335.00	4,922.00	1,256.00	3,813.00	540.00	294.00	\$	4,253.00	321,067.00
089	CABECERA NUEVA	146,284.00	38,414.00	2,186.00	16,952.00	3,986.00	891.00	2,963.00	360.00	219.00	\$	-	211,355.00
090	SAN ANDRES	372,386.00	200,046.00	4,924.00	47,838.00	10,642.00	2,479.00	9,018.00	738.00	767.00	\$	-	648,838.00
091	MIXTAPALTEPEC	428,896.00	325,057.00	5,961.00	79,271.00	11,050.00	3,593.00	13,217.00	777.00	1,485.00	\$	-	869,307.00
092	SAN ANDRES	147,158.00	106,284.00	2,206.00	18,948.00	3,069.00	922.00	2,698.00	373.00	241.00	\$	-	280,451.00
093	SAN ANDRES	76,974.00	41,809.00	1,188.00	7,557.00	896.00	442.00	907.00	208.00	91.00	\$	-	130,072.00
094	SAN ANDRES	146,376.00	127,094.00	2,198.00	14,872.00	3,185.00	857.00	2,450.00	378.00	189.00	\$	-	297,600.00
095	SAN ANDRES	279,487.00	298,492.00	4,079.00	34,423.00	7,751.00	1,816.00	6,352.00	634.00	519.00	\$	15,505.00	649,053.00
096	SAN ANDRES	106,428.00	45,296.00	1,382.00	12,517.00	1,314.00	672.00	1,661.00	197.00	191.00	\$	-	169,658.00
097	SINAXTLA	136,376.00	126,775.00	2,049.00	15,478.00	3,048.00	846.00	2,556.00	336.00	217.00	\$	-	287,681.00
098	SAN ANDRES	260,260.00	52,579.00	3,865.00	29,083.00	7,228.00	1,603.00	5,451.00	652.00	405.00	\$	-	361,126.00
099	SAN ANDRES	110,048.00	59,626.00	1,936.00	7,611.00	646.00	536.00	493.00	362.00	37.00	\$	-	181,295.00
100	SAN ANDRES YAA	96,048.00	49,830.00	1,670.00	6,923.00	671.00	476.00	521.00	309.00	40.00	\$	4,295.00	160,783.00
101	SAN ANDRES	110,574.00	52,748.00	1,866.00	9,079.00	1,274.00	582.00	995.00	335.00	77.00	\$	-	177,970.00
102	SAN ANDRES	244,504.00	165,529.00	3,326.00	34,078.00	9,195.00	1,710.00	7,191.00	491.00	567.00	\$	-	466,991.00
103	SAN ANTONINO	490,658.00	280,419.00	7,242.00	77,620.00	10,340.00	3,729.00	12,276.00	1,224.00	1,350.00	\$	-	864,258.00
104	CASTILLO	252,130.00	99,762.00	3,223.00	26,880.00	4,644.00	1,513.00	4,169.00	621.00	377.00	\$	-	393,219.00
105	SAN ANTONINO	163,921.00	61,279.00	5,855.00	44,756.00	13,225.00	2,423.00	9,073.00	792.00	733.00	\$	-	304,178.00
106	MOCTEZUMA	104,394.00	37,530.00	1,478.00	15,645.00	430.00	751.00	1,743.00	196.00	269.00	\$	-	161,535.00
107	SAN ANTONINO	1,027,796.00	357,668.00	11,952.00	143,063.00	45,882.00	7,213.00	33,683.00	1,814.00	2,498.00	\$	3,095.00	1,631,559.00
108	SAN ANTONINO	268,066.00	106,511.00	3,822.00	32,940.00	5,037.00	1,741.00	5,056.00	598.00	501.00	\$	6,212.00	430,492.00
109	SAN ANTONIO	97,142.00	56,312.00	1,498.00	10,156.00	2,133.00	577.00	1,660.00	253.00	131.00	\$	-	169,862.00
110	NANAHUALTEPEC	166,910.00	52,870.00	2,516.00	19,408.00	2,807.00	1,019.00	2,678.00	402.00	251.00	\$	-	247,861.00
111	SINICAHUA	287,564.00	84,710.00	4,034.00	32,469.00	8,264.00	1,806.00	6,247.00	639.00	462.00	\$	-	436,195.00
112	TEPETLAPA	350,318.00	183,247.00	5,578.00	29,569.00	4,429.00	1,866.00	3,576.00	1,000.00	283.00	\$	-	579,816.00
113	SAN BALTAZAR	232,430.00	157,341.00	3,209.00	21,679.00	5,462.00	1,305.00	4,160.00	587.00	317.00	\$	-	429,470.00
	LOMCHA										\$	-	

Clave de Municipio	Municipio	FONDO GENERAL DE PARTICIPACIONES	FONDO DE FOMENTO MUNICIPAL	FONDO DE IMPUESTOS ESPECIALES SOBRE PRODUCCION Y SERVICIOS	FONDO DE FISCALIZACION Y RECAUDACION	FONDO DE COMPENSACION	IMPUESTO SOBRE AUTOMOVILES NUEVOS	IMPUESTO A LAS VENTAS FINALES DE GASOLINAS Y DIESEL	FONDO DE COMPENSACION DEL IMPUESTO SOBRE AUTOMOVILES NUEVOS ISAN	ISR ARTICULO 126	ISR 3-B	Hidrocarburos	Total
114	SAN BALTAZAR PATZACHIL BAUD	88,120.00	49,616.00	1,458.00	7,600.00	1,162.00	475.00	914.00	264.00	73.00	\$ 7,103.00		156,785.00
115	SAN BARTOLO COYOTEPEC	502,604.00	483,258.00	6,322.00	81,970.00	18,101.00	3,876.00	16,279.00	843.00	1,494.00	\$ 536.00		1,115,293.00
116	SAN BARTOLOME ATAUTLA	250,008.00	60,383.00	3,708.00	18,776.00	6,994.00	1,564.00	5,406.00	603.00	410.00	\$		357,850.00
117	SAN BARTOLOME LOXCHA	175,290.00	156,319.00	2,653.00	19,306.00	3,769.00	1,071.00	3,145.00	436.00	263.00	\$ 10,826.00		373,078.00
118	SAN BARTOLOME QUIJANA	429,330.00	170,772.00	5,595.00	50,312.00	4,050.00	2,717.00	6,210.00	956.00	769.00	\$ 24,237.00		693,988.00
119	SAN BARTOLOME TUCUARE	89,058.00	44,889.00	1,531.00	2,730.00	1,263.00	482.00	954.00	279.00	72.00	\$		146,258.00
120	SAN BARTOLOME ZODZOCOSO	95,974.00	60,130.00	1,628.00	8,237.00	775.00	515.00	768.00	290.00	76.00	\$ 3,086.00		171,469.00
121	SAN BARTOLO SOYALTEPEC	98,746.00	49,331.00	1,603.00	9,059.00	1,029.00	548.00	996.00	287.00	95.00	\$ 2,427.00		164,129.00
122	SAN BARTOLO YAUTEPEC	88,392.00	51,690.00	1,181.00	8,672.00	1,127.00	508.00	1,079.00	246.00	104.00	\$ 8,755.00		161,954.00
123	SAN BERNARDO MIXTEPEC	173,834.00	102,831.00	2,532.00	19,641.00	4,857.00	1,078.00	3,689.00	427.00	279.00	\$ 5,092.00		314,260.00
124	SAN BLAS ATEMPA	1,057,252.00	589,352.00	11,516.00	139,980.00	33,323.00	7,781.00	30,782.00	1,941.00	2,819.00	\$ 114,412.00		2,071,158.00
125	SAN CARLOS YAUTEPEC	646,588.00	223,527.00	8,840.00	79,822.00	19,830.00	4,207.00	15,783.00	1,363.00	1,235.00	\$		1,001,125.00
126	SAN CRISTOBAL AMOATEPEC	285,308.00	321,909.00	4,063.00	34,780.00	9,153.00	1,844.00	7,004.00	642.00	526.00	\$		665,221.00
127	SAN CRISTOBAL AMOATEPEC	145,772.00	49,627.00	2,214.00	13,951.00	2,135.00	825.00	1,871.00	372.00	164.00	\$		216,931.00
128	SAN CRISTOBAL LACHIRIOANG	170,430.00	117,246.00	1,932.00	11,715.00	2,374.00	691.00	1,776.00	364.00	137.00	\$		256,615.00
129	SAN CRISTOBAL SUCHITLANHUAJA	159,242.00	85,595.00	1,835.00	18,366.00	619.00	996.00	1,933.00	273.00	288.00	\$		269,147.00
130	SAN DIONISIO DEL MAR	362,338.00	127,568.00	5,482.00	40,338.00	8,798.00	2,225.00	7,010.00	899.00	554.00	\$ 14,488.00		569,730.00
131	SAN DIONISIO COYOTEPEC	699,046.00	230,513.00	9,949.00	80,493.00	19,500.00	4,378.00	15,146.00	1,644.00	1,170.00	\$ 13,054.00		1,074,833.00
132	SAN DIONISIO COCOILAN	157,218.00	75,862.00	2,447.00	17,279.00	2,340.00	960.00	2,412.00	372.00	242.00	\$		258,970.00
133	SAN ESTEBAN ATATLAMIKA	265,672.00	162,530.00	3,935.00	31,939.00	6,704.00	1,735.00	5,762.00	630.00	497.00	\$		480,404.00
134	SAN FELIPE JALAPA DE DIAZ	1,254,604.00	1,378,298.00	16,847.00	175,425.00	46,278.00	8,792.00	37,497.00	2,444.00	2,934.00	\$		2,927,469.00
135	SAN FELIPE TEJALAPAM	370,790.00	230,358.00	5,011.00	55,601.00	14,193.00	2,710.00	11,604.00	686.00	961.00	\$		692,896.00
136	SAN FELIPE USILA	634,428.00	486,269.00	8,736.00	82,638.00	20,954.00	4,259.00	16,392.00	1,306.00	1,321.00	\$		1,256,553.00
137	SAN FRANCISCO CARHUACUA	295,942.00	238,484.00	4,124.00	34,932.00	5,873.00	2,004.00	6,149.00	683.00	624.00	\$ 711.00		593,526.00
138	SAN FRANCISCO CAJONOS	84,670.00	37,073.00	1,380.00	9,624.00	778.00	516.00	1,083.00	231.00	130.00	\$		135,455.00
139	SAN FRANCISCO CHAPULAPA	174,030.00	53,520.00	2,734.00	17,602.00	3,738.00	1,015.00	2,862.00	467.00	216.00	\$		254,183.00
140	SAN FRANCISCO CHIRIQUIA	78,754.00	64,810.00	1,258.00	7,912.00	1,405.00	458.00	1,148.00	216.00	95.00	\$		156,056.00
141	SAN FRANCISCO DEL MAR	488,410.00	480,089.00	6,858.00	73,340.00	14,858.00	3,511.00	13,661.00	936.00	1,255.00	\$		1,087,978.00

Clave de Municipio	Municipio	FONDO GENERAL DE PARTICIPACIONES	FONDO DE FOMENTO MUNICIPAL	FONDO DE IMPUESTOS ESPECIALES SOBRE PRODUCCION Y SERVICIOS	FONDO DE FISCALIZACION Y RECAUDACION	FONDO DE COMPENSACION	IMPUESTO SOBRE AUTOMOVILES NUEVOS	IMPUESTO A LAS VENTAS FINALES DE GASOLINAS Y DIESEL	FONDO DE COMPENSACION DEL IMPUESTO SOBRE AUTOMOVILES NUEVOS ISAN	ISR ARTICULO 126	ISR 3-B	Midrecarburos	Total
142	SAN FRANCISCO	102,490.00	40,048.00	1,661.00	8,617.00	1,432.00	546.00	1,069.00	300.00	80.00	\$	-	156,257.00
143	BUEHUELAN	760,032.00	322,895.00	9,999.00	130,721.00	16,394.00	5,523.00	18,128.00	1,379.00	1,948.00	\$	-	1,246,399.00
144	HERRAJAN	89,120.00	54,492.00	1,405.00	8,675.00	1,845.00	511.00	1,300.00	253.00	102.00	\$	-	161,783.00
145	JALTEPETONGO	346,108.00	292,080.00	4,304.00	53,854.00	9,097.00	2,600.00	9,443.00	681.00	960.00	\$	-	840,358.00
146	JUCHICUILLO	204,558.00	151,899.00	3,103.00	22,206.00	4,783.00	1,240.00	3,785.00	528.00	299.00	\$	-	392,401.00
147	LOGONECHE	130,010.00	71,371.00	2,010.00	13,532.00	650.00	770.00	1,278.00	336.00	173.00	\$	-	220,130.00
148	NUZARGO	191,812.00	122,267.00	2,753.00	18,325.00	3,720.00	1,085.00	2,895.00	457.00	224.00	\$	-	343,538.00
149	OZOLOTEPEC	143,052.00	310,048.00	2,128.00	15,821.00	3,438.00	877.00	2,747.00	369.00	219.00	\$	-	297,686.00
150	SAN FRANCISCO	575,884.00	95,608.00	7,333.00	82,078.00	24,158.00	4,078.00	18,306.00	1,009.00	1,406.00	\$	-	809,858.00
151	TEJTLAHUACA	65,840.00	30,075.00	1,123.00	4,788.00	595.00	328.00	401.00	207.00	30.00	\$	-	103,327.00
152	SAN FRANCISCO	157,510.00	48,240.00	2,396.00	17,780.00	4,162.00	975.00	3,241.00	392.00	247.00	\$	-	234,943.00
153	TUPACANGUO	249,972.00	47,176.00	3,568.00	30,563.00	8,471.00	1,622.00	6,296.00	564.00	465.00	\$	-	348,707.00
154	SAN ILDEFONSO	210,674.00	126,093.00	3,108.00	23,766.00	3,996.00	1,304.00	3,647.00	520.00	338.00	\$	-	379,996.00
155	AMATLAN	121,746.00	69,094.00	1,975.00	11,743.00	1,793.00	693.00	1,551.00	342.00	134.00	\$	-	209,070.00
156	SAN ILDEFONSO	253,348.00	141,793.00	3,741.00	34,041.00	6,361.00	1,735.00	5,833.00	589.00	541.00	\$	-	456,826.00
157	SAN JACINTO	1,338,498.00	704,395.00	13,854.00	212,919.00	29,621.00	10,168.00	34,935.00	2,173.00	3,897.00	\$	-	2,352,400.00
158	AMILPAS	226,018.00	161,947.00	3,447.00	32,018.00	3,829.00	1,600.00	4,654.00	571.00	520.00	\$	-	459,524.00
159	TUACOTEPEC	301,910.00	73,386.00	4,200.00	37,067.00	9,476.00	1,958.00	7,351.00	651.00	568.00	\$	-	486,517.00
160	SAN JERONIMO	148,778.00	86,187.00	2,111.00	15,109.00	2,465.00	872.00	2,191.00	359.00	197.00	\$	-	280,638.00
161	SAN JERONIMO	184,048.00	56,452.00	2,804.00	20,181.00	4,691.00	1,221.00	3,582.00	463.00	273.00	\$	-	273,615.00
162	SAN JERONIMO	142,972.00	42,706.00	2,124.00	15,549.00	3,475.00	864.00	2,730.00	346.00	212.00	\$	-	211,022.00
163	TANGICHE	127,250.00	90,691.00	1,980.00	12,560.00	2,693.00	733.00	2,032.00	341.00	151.00	\$	-	257,893.00
164	SAN JORGE	188,246.00	49,836.00	2,795.00	20,704.00	4,929.00	1,149.00	3,760.00	466.00	784.00	\$	-	272,169.00
165	NUCHITA	138,844.00	144,752.00	2,116.00	14,512.00	2,791.00	823.00	2,281.00	350.00	187.00	\$	-	306,656.00
166	AYUDILLA	636,420.00	400,928.00	8,912.00	90,095.00	19,512.00	4,489.00	16,976.00	1,777.00	1,498.00	\$	-	1,480,107.00
167	SAN JOSE DEL PENASCO	162,020.00	147,791.00	2,403.00	19,931.00	3,664.00	1,052.00	3,305.00	373.00	298.00	\$	-	340,837.00
168	SAN JOSE ESTANCIA GRANDE	95,880.00	38,140.00	1,560.00	8,628.00	1,604.00	527.00	1,205.00	276.00	89.00	\$	-	147,909.00
169	SAN JOSE INDEPENDENCIA	250,094.00	92,530.00	3,905.00	29,080.00	7,063.00	1,598.00	9,452.00	638.00	403.00	\$	-	399,763.00

Clave de Municipio	Municipio	FONDO GENERAL DE PARTICIPACIONES	FONDO DE FOMENTO MUNICIPAL	FONDO DE IMPUESTOS ESPECIALES SOBRE PRODUCCION Y SERVICIOS	FONDO DE FISCALIZACION Y RECAUDACION	FONDO DE COMPENSACION	IMPUESTO SOBRE AUTOMOVILES NUEVOS	IMPUESTO A LAS VENTAS FINALES DE GASOLINAS Y DIESEL	FONDO DE COMPENSACION DEL IMPUESTO SOBRE AUTOMOVILES NUEVOS MAN	ISR ARTICULO 126	ISR 3-B	Hidrocarburos	Total
170	SAN JOSE LACHIGUJILI	301,408.00	93,214.00	4,002.00	28,708.00	6,204.00	1,702.00	4,829.00	657.00	365.00	20,668.00	-	461,377.00
171	SAN JOSE	937,556.00	237,590.00	13,064.00	123,432.00	29,653.00	6,336.00	24,718.00	1,986.00	1,976.00	-	-	1,376,311.00
172	TEHAMINGO	51,836.00	32,799.00	835.00	5,537.00	707.00	311.00	710.00	139.00	71.00	-	-	91,945.00
173	SAN JUAN ATEPEC	133,190.00	90,455.00	2,927.00	15,166.00	2,515.00	828.00	2,328.00	312.00	217.00	6,678.00	-	251,562.00
174	ANIMAS TRUJANO	265,618.00	182,728.00	3,489.00	41,802.00	7,965.00	2,000.00	7,664.00	441.00	745.00	-	-	512,470.00
175	SAN JUAN BAUTISTA	131,342.00	59,659.00	2,067.00	12,397.00	2,447.00	739.00	1,858.00	363.00	141.00	-	-	213,190.00
176	SAN JUAN BAUTISTA	240,774.00	98,502.00	3,620.00	24,653.00	4,665.00	1,416.00	3,827.00	639.00	316.00	2,177.00	-	378,362.00
177	SAN JUAN BAUTISTA	578,180.00	276,238.00	8,128.00	85,708.00	17,853.00	4,201.00	16,050.00	1,172.00	1,458.00	-	-	980,088.00
178	SAN JUAN BAUTISTA	300,818.00	112,978.00	3,947.00	40,825.00	11,640.00	2,069.00	8,829.00	580.00	677.00	-	-	982,363.00
179	SAN JUAN BAUTISTA	147,074.00	101,933.00	2,271.00	16,438.00	2,492.00	905.00	2,363.00	378.00	225.00	6,130.00	-	280,159.00
180	SAN JUAN BAUTISTA	158,272.00	90,184.00	2,395.00	17,813.00	4,638.00	971.00	3,121.00	394.00	242.00	-	-	277,235.00
181	SAN JUAN BAUTISTA	84,520.00	47,009.00	1,368.00	7,525.00	780.00	462.00	779.00	241.00	77.00	-	-	144,836.00
182	SAN JUAN BAUTISTA	210,490.00	49,493.00	3,064.00	32,219.00	3,712.00	1,556.00	4,793.00	408.00	551.00	-	-	306,286.00
183	SAN JUAN BAUTISTA	136,824.00	99,670.00	2,112.00	13,940.00	2,528.00	799.00	2,095.00	360.00	175.00	-	-	280,700.00
184	SAN JUAN BAUTISTA	17,126,680.00	9,778,865.00	205,130.00	2,455,025.00	177,502.00	121,678.00	365,210.00	27,189.00	42,821.00	22,997.00	231,252.00	32,230,488.00
185	SAN JUAN BAUTISTA	440,372.00	182,834.00	6,135.00	58,169.00	15,407.00	2,882.00	11,958.00	928.00	933.00	-	-	763,961.00
186	SAN JUAN BAUTISTA	98,320.00	63,856.00	1,668.00	7,705.00	903.00	505.00	726.00	305.00	59.00	-	-	174,047.00
187	SAN JUAN BAUTISTA	159,080.00	49,842.00	2,442.00	14,958.00	3,083.00	895.00	2,322.00	433.00	172.00	-	-	233,227.00
188	SAN JUAN BAUTISTA	475,768.00	70,057.00	6,552.00	65,188.00	16,364.00	3,292.00	13,251.00	966.00	1,071.00	-	-	652,509.00
189	SAN JUAN BAUTISTA	213,038.00	111,041.00	3,074.00	31,158.00	5,285.00	1,533.00	5,312.00	431.00	522.00	-	-	371,394.00
190	SAN JUAN BAUTISTA	1,121,526.00	178,016.00	15,309.00	155,350.00	38,417.00	7,810.00	31,371.00	2,231.00	2,574.00	-	243,893.00	1,791,492.00
191	SAN JUAN BAUTISTA	48,512.00	31,602.00	823.00	4,407.00	512.00	163.00	447.00	153.00	40.00	-	-	86,559.00
192	SAN JUAN BAUTISTA	147,548.00	117,580.00	2,134.00	19,791.00	2,653.00	1,009.00	2,951.00	333.00	317.00	1,745.00	-	296,061.00

Clave de Municipio	Municipio	FONDO GENERAL DE PARTICIPACIONES	FONDO DE FOMENTO MUNICIPAL	FONDO DE IMPUESTOS ESPECIALES SOBRE PRODUCCION Y SERVICIOS	FONDO DE FISCALIZACION Y RECAUDACION	FONDO DE COMPENSACION	IMPUESTO SOBRE AUTOMOVILES NUEVOS	IMPUESTO A LAS VENTAS FINALES DE GASOLINAS Y DIESEL	FONDO DE COMPENSACION DEL IMPUESTO SOBRE AUTOMOVILES NUEVOS EN	ISR ARTICULO 126	ISR 3-B	Microcombustibles	Total
193	SAN JUAN DEL ESTADO	228,734.00	164,047.00	3,181.00	40,807.00	4,866.00	1,867.00	6,426.00	372.00	753.00	\$	-	451,053.00
194	SAN JUAN DEL RIO	168,998.00	87,172.00	2,313.00	17,686.00	2,374.00	1,009.00	2,419.00	445.00	244.00	\$	-	282,660.00
195	SAN JUAN DIAMI	172,274.00	86,040.00	2,598.00	16,974.00	1,786.00	996.00	1,989.00	497.00	209.00	\$	-	285,313.00
196	SAN JUAN EVANGELISTA ANILCO	119,280.00	43,496.00	1,805.00	19,685.00	706.00	924.00	2,280.00	225.00	343.00	\$	-	190,401.00
197	SAN JUAN GUELAGUAY	330,182.00	198,691.00	4,529.00	44,514.00	5,662.00	2,263.00	6,620.00	684.00	726.00	\$	-	608,066.00
198	SAN JUAN GUELAGUAY	1,538,234.00	1,280,579.00	20,373.00	221,211.00	50,766.00	10,951.00	43,678.00	2,806.00	3,787.00	\$	-	3,216,451.00
199	SAN JUAN GUICHICOVI	91,286.00	42,538.00	1,529.00	6,995.00	840.00	463.00	654.00	280.00	50.00	\$	-	144,575.00
200	SAN JUAN HUATLATEPEC	235,568.00	57,662.00	3,510.00	25,917.00	6,299.00	1,438.00	4,774.00	584.00	355.00	\$	-	336,097.00
201	SAN JUAN JUCUILA MEXES	140,072.00	37,977.00	2,153.00	15,428.00	3,223.00	855.00	2,586.00	355.00	208.00	\$	-	213,618.00
202	SAN JUAN JUCUILA VIANOS LACHAO	279,796.00	275,649.00	3,965.00	33,992.00	7,846.00	1,804.00	6,332.00	616.00	514.00	\$	-	610,514.00
203	SAN JUAN LACHIGALLA	225,256.00	63,003.00	3,422.00	24,715.00	5,997.00	1,973.00	4,534.00	571.00	335.00	\$	-	329,212.00
204	SAN JUAN LANAROA	78,400.00	38,133.00	1,215.00	7,437.00	1,095.00	442.00	961.00	209.00	86.00	\$	-	127,978.00
205	SAN JUAN LAJANA	913,694.00	1,006,498.00	12,714.00	121,699.00	21,856.00	6,252.00	23,766.00	1,900.00	1,952.00	\$	39,363.00	2,349,485.00
206	SAN JUAN DE LOS CUES	149,092.00	67,012.00	2,231.00	17,363.00	4,164.00	937.00	3,205.00	381.00	247.00	\$	-	250,457.00
207	SAN JUAN MEZATLAN	1,018,390.00	197,875.00	13,763.00	147,946.00	32,435.00	7,302.00	28,548.00	1,970.00	2,570.00	\$	32,631.00	1,483,370.00
208	SAN JUAN MIXTEPEC - OTTO	418,930.00	383,026.00	6,126.00	47,364.00	11,815.00	2,596.00	8,973.00	1,009.00	670.00	\$	-	880,509.00
209	SAN JUAN MIXTEPEC - OTTO	117,292.00	76,078.00	1,949.00	9,185.00	1,033.00	603.00	865.00	360.00	72.00	\$	-	209,903.00
210	SAN JUAN RUMI	350,630.00	61,881.00	5,084.00	39,172.00	9,907.00	2,159.00	7,428.00	843.00	552.00	\$	-	477,640.00
211	SAN JUAN OZOLOTEPEC	204,498.00	67,082.00	2,982.00	22,982.00	5,800.00	1,261.00	4,372.00	488.00	323.00	\$	-	319,404.00
212	SAN JUAN PETLAPA	211,170.00	54,353.00	3,238.00	23,393.00	5,278.00	1,293.00	4,128.00	535.00	328.00	\$	-	303,705.00
213	SAN JUAN QUIMMIE	226,796.00	180,194.00	4,347.00	46,256.00	7,184.00	2,303.00	7,603.00	589.00	780.00	\$	-	576,049.00
214	SAN JUAN QUHOTEPIC	168,064.00	54,622.00	7,563.00	17,155.00	3,489.00	906.00	2,748.00	445.00	217.00	\$	-	250,286.00
215	SAN JUAN SATULTEPEC	92,622.00	66,878.00	1,314.00	10,322.00	1,526.00	571.00	1,496.00	231.00	147.00	\$	-	175,107.00
216	SAN JUAN TABAA	132,794.00	89,387.00	2,087.00	12,765.00	2,139.00	739.00	1,694.00	363.00	135.00	\$	-	241,603.00
217	SAN JUAN TAMAZOLA	241,934.00	59,074.00	3,582.00	24,916.00	5,558.00	1,428.00	4,314.00	637.00	324.00	\$	-	343,717.00
218	SAN JUAN TEITIA	93,796.00	50,253.00	1,577.00	7,145.00	934.00	476.00	699.00	290.00	52.00	\$	-	155,222.00
219	SAN JUAN TETIPAC	203,156.00	75,402.00	3,152.00	21,480.00	4,570.00	1,214.00	3,569.00	540.00	278.00	\$	-	374,552.00
220	SAN JUAN TEPICUILA	215,448.00	113,795.00	3,202.00	24,364.00	4,636.00	1,336.00	3,959.00	535.00	343.00	\$	-	367,618.00
221	SAN JUAN TEPOSCOLUILA	113,228.00	55,142.00	1,716.00	12,425.00	2,576.00	689.00	2,071.00	282.00	168.00	\$	-	188,295.00

Clave de Municipio	Municipio	FONDO GENERAL DE PARTICIPACIONES	FONDO DE FOMENTO MUNICIPAL	FONDO DE IMPUESTOS ESPECIALES SOBRE PRODUCCION Y SERVICIOS	FONDO DE FISCALIZACION Y RECAUDACION	FONDO DE COMPENSACION	IMPUESTO SOBRE AUTOMOVILES NUEVOS	IMPUESTO A LAS VENTAS FINALES DE GASOLINAS Y DIESEL	FONDO DE COMPENSACION DEL IMPUESTO SOBRE AUTOMOVILES NUEVOS ISAN	ISR ARTICULO 126	ISR P-B	Hidrocarburos	Total
222	SAN JUAN YABE	127,528.00	92,454.00	1,950.00	13,332.00	2,458.00	757.00	2,043.00	327.00	172.00	\$	-	261,021.00
223	SAN JUAN	83,296.00	69,702.00	1,390.00	6,346.00	763.00	423.00	593.00	253.00	47.00	\$	-	162,313.00
224	VICTORIA	67,534.00	38,053.00	1,101.00	6,003.00	1,113.00	369.00	824.00	195.00	61.00	\$	-	115,253.00
225	SUCUITA	322,724.00	82,250.00	4,667.00	38,093.00	9,945.00	2,047.00	7,565.00	753.00	559.00	\$	-	448,563.00
226	SAN LORENZO	184,576.00	140,290.00	2,597.00	23,074.00	5,129.00	1,209.00	4,242.00	392.00	356.00	\$	-	361,863.00
227	ABARRADAS	1,031,102.00	654,649.00	12,709.00	184,339.00	34,085.00	8,440.00	33,676.00	1,472.00	3,469.00	\$	-	1,962,951.00
228	SAN LORENZO	119,256.00	55,950.00	2,027.00	9,647.00	1,418.00	622.00	1,069.00	366.00	79.00	\$	-	190,434.00
229	SAN LORENZO	436,550.00	357,996.00	6,153.00	62,938.00	15,456.00	3,115.00	12,827.00	871.00	1,056.00	\$	-	897,022.00
230	TEHUELUCAN	111,168.00	64,904.00	1,664.00	13,659.00	1,607.00	770.00	1,862.00	252.00	203.00	\$	-	198,613.00
231	VICTORIA	205,402.00	55,089.00	3,062.00	24,942.00	5,346.00	1,325.00	4,478.00	495.00	370.00	\$	2,574.00	303,364.00
232	CANGILAN	1,270,296.00	1,248,020.00	17,165.00	159,203.00	37,615.00	8,307.00	30,594.00	2,624.00	2,473.00	\$	-	2,775,967.00
233	OTILAN	207,010.00	164,659.00	2,915.00	24,746.00	2,940.00	1,323.00	3,404.00	430.00	370.00	\$	-	408,597.00
234	SAN LUCAS	397,730.00	68,426.00	5,698.00	47,924.00	12,074.00	2,554.00	9,409.00	910.00	718.00	\$	-	545,443.00
235	ZOQUILAPAM	266,330.00	229,523.00	3,981.00	29,120.00	6,544.00	1,619.00	5,104.00	657.00	396.00	\$	-	543,869.00
236	SAN MARCIAL	154,396.00	140,653.00	2,391.00	13,443.00	2,312.00	638.00	1,812.00	454.00	139.00	\$	-	316,436.00
237	SAN MARCOS	154,176.00	86,537.00	2,402.00	18,557.00	2,716.00	989.00	2,704.00	392.00	258.00	\$	-	268,741.00
238	SAN MARTIN DE LOS CAÑECOS	120,918.00	85,099.00	1,980.00	11,408.00	1,712.00	680.00	1,455.00	344.00	125.00	\$	-	223,741.00
239	HUANILUPAM	105,348.00	60,392.00	1,563.00	12,476.00	1,722.00	670.00	1,789.00	262.00	182.00	\$	3,988.00	196,412.00
240	SAN MARTIN	187,108.00	55,297.00	2,491.00	19,957.00	4,623.00	1,122.00	3,528.00	483.00	761.00	\$	-	275,270.00
241	ITUNTOSO	124,066.00	75,931.00	1,978.00	15,112.00	1,743.00	812.00	2,074.00	306.00	218.00	\$	-	231,933.00
242	SAN MARTIN	622,880.00	80,243.00	8,721.00	79,307.00	20,862.00	4,142.00	16,384.00	1,333.00	1,254.00	\$	-	815,626.00
243	SAN MARTIN	203,658.00	127,001.00	2,997.00	25,322.00	3,427.00	1,333.00	3,674.00	497.00	384.00	\$	20,908.00	389,201.00
244	TORPILAN	210,406.00	136,069.00	3,086.00	26,149.00	6,765.00	1,375.00	5,194.00	475.00	399.00	\$	-	389,865.00
245	SAN MARTIN	107,368.00	35,168.00	1,698.00	10,595.00	2,249.00	619.00	1,701.00	292.00	126.00	\$	-	159,816.00
246	ZACATEPEC	86,224.00	40,600.00	1,457.00	7,007.00	1,053.00	451.00	786.00	263.00	58.00	\$	-	137,899.00
247	CAPULALPAM DE MENDOZA	177,884.00	70,237.00	2,016.00	15,490.00	2,832.00	945.00	2,334.00	306.00	198.00	\$	-	274,180.00
248	SAN MATEO DEL MAR	681,234.00	168,390.00	9,205.00	95,205.00	25,559.00	4,780.00	20,614.00	1,335.00	1,588.00	\$	4,938.00	1,011,910.00
249	SAN MATEO YOLOXOCHILIAN	216,780.00	165,709.00	3,141.00	26,933.00	6,548.00	1,416.00	5,183.00	498.00	410.00	\$	8,735.00	435,343.00

Clase de Municipio	Municipio	FONDO GENERAL DE PARTICIPACIONES	FONDO DE FOMENTO MUNICIPAL	FONDO DE IMPUESTOS ESPECIALES SOBRE PRODUCCION Y SERVICIOS	FONDO DE FISCALIZACION Y RECAUDACION	FONDO DE COMPENSACION	IMPUESTO SOBRE AUTOMOVILES NUEVOS	IMPUESTO A LAS VENTAS FINALES DE GASOLINAS Y DIESEL	FONDO DE COMPENSACION DEL IMPUESTO SOBRE AUTOMOVILES NUEVOS ISAN	ISR ARTICULO 126	ISR 3-B	Hidrocarburos	total
278	SAN MIGUEL SOYALTEPEC	1,853,831.00	2,294,639.00	24,547.00	757,031.00	65,937.00	12,926.00	53,289.00	3,658.00	4,302.00	\$	37,245.00	4,547,406.00
279	SAN MIGUEL SUCHIATEPEC	197,260.00	135,427.00	2,805.00	22,247.00	5,053.00	1,220.00	3,970.00	472.00	314.00	\$	-	368,838.00
280	VILLA TALEA DE CASTRO	200,286.00	143,980.00	2,939.00	21,970.00	3,480.00	1,221.00	3,230.00	489.00	303.00	\$	29,274.00	407,152.00
281	SAN MIGUEL TECOMATLAN	80,214.00	44,252.00	1,165.00	7,423.00	530.00	446.00	726.00	193.00	87.00	\$	1,027.00	136,063.00
282	SAN MIGUEL TENANGO	92,691.00	34,776.00	1,597.00	7,437.00	1,121.00	492.00	845.00	272.00	63.00	\$	-	139,145.00
283	SAN MIGUEL TEQUATEPEC	156,030.00	92,417.00	2,356.00	24,465.00	1,802.00	1,173.00	3,196.00	314.00	419.00	\$	650.00	282,852.00
284	SAN MIGUEL TILQUIAPAM	349,579.00	284,175.00	5,750.00	31,208.00	5,294.00	1,914.00	4,133.00	1,019.00	316.00	\$	-	683,374.00
285	SAN MIGUEL TLACAHUAMA	220,294.00	242,856.00	3,142.00	26,427.00	6,272.00	1,410.00	4,977.00	490.00	385.00	\$	-	500,243.00
286	SAN MIGUEL TLASCOTEPEC	255,690.00	163,581.00	3,854.00	28,230.00	5,321.00	1,565.00	4,514.00	660.00	387.00	\$	-	463,863.00
287	SAN MIGUEL TULAHUENGO	88,016.00	38,724.00	1,459.00	10,607.00	530.00	566.00	1,092.00	257.00	159.00	\$	-	141,399.00
288	SAN MIGUEL YOTAO	90,924.00	62,808.00	1,539.00	7,231.00	1,006.00	471.00	762.00	279.00	57.00	\$	-	165,076.00
289	SAN NICOLAS	129,344.00	49,424.00	1,943.00	10,944.00	2,078.00	661.00	1,563.00	341.00	116.00	\$	-	186,414.00
290	SAN NICOLAS HIDALGO	95,146.00	39,353.00	1,472.00	8,815.00	1,798.00	590.00	1,337.00	254.00	99.00	\$	-	148,804.00
291	SAN PABLO COATLAN	245,854.00	150,494.00	3,598.00	28,836.00	7,412.00	1,554.00	5,588.00	580.00	419.00	\$	3,154.00	447,495.00
292	SAN PABLO CUATRO VENADOS	131,538.00	107,768.00	2,106.00	12,920.00	2,565.00	755.00	1,986.00	361.00	152.00	\$	-	266,633.00
293	SAN PABLO ETLA	1,172,230.00	661,054.00	14,064.00	198,687.00	30,054.00	9,263.00	34,064.00	1,699.00	3,711.00	\$	-	2,124,825.00
294	SAN PABLO HUIZO	394,006.00	241,633.00	5,185.00	60,767.00	12,289.00	2,999.00	11,348.00	661.00	1,068.00	\$	-	759,166.00
295	SAN PABLO HUAYTEPEC	686,362.00	447,845.00	8,729.00	88,982.00	17,489.00	4,600.00	15,785.00	1,394.00	1,456.00	\$	-	1,271,642.00
296	SAN PABLO MACULIANGUIS	96,186.00	84,790.00	1,551.00	9,466.00	1,654.00	960.00	1,337.00	273.00	110.00	\$	-	201,732.00
297	SAN PABLO JUANITEPEC	186,024.00	178,556.00	2,778.00	24,738.00	4,655.00	1,265.00	4,271.00	425.00	389.00	\$	-	407,130.00
298	SAN PABLO VILLA DE MITLA	792,432.00	432,666.00	10,319.00	117,825.00	23,433.00	5,766.00	21,842.00	1,493.00	2,050.00	\$	-	1,407,818.00
299	SAN PABLO VAGANZA	216,426.00	48,828.00	3,137.00	40,236.00	1,942.00	1,814.00	5,159.00	344.00	747.00	\$	-	329,341.00
300	SAN PEDRO AMUZGOS	335,906.00	95,966.00	4,544.00	43,699.00	31,343.00	2,254.00	8,927.00	699.00	701.00	\$	-	576,966.00
301	SAN PEDRO APOSTOL	249,446.00	145,336.00	3,853.00	22,355.00	2,744.00	1,370.00	2,565.00	769.00	241.00	\$	-	443,191.00
302	SAN PEDRO ATOYAC	286,324.00	65,668.00	3,922.00	30,998.00	7,736.00	1,729.00	5,859.00	624.00	434.00	\$	-	409,234.00
303	SAN PEDRO CAJONOS	96,412.00	34,138.00	1,505.00	9,117.00	1,867.00	543.00	1,397.00	267.00	104.00	\$	-	145,345.00
304	SAN PEDRO COXCATTEPEC	98,974.00	56,438.00	1,618.00	9,427.00	1,228.00	560.00	1,133.00	279.00	105.00	\$	-	171,020.00
305	SAN PEDRO COMITANCILLO	280,626.00	258,449.00	3,612.00	41,966.00	7,549.00	2,044.00	7,424.00	456.00	733.00	\$	-	607,899.00

Clave de Municipio	Municipio	FONDO GENERAL DE PARTICIPACIONES	FONDO DE FOMENTO MUNICIPAL	FONDO DE IMPUESTOS ESPECIALES SOBRE PRODUCCION Y SERVICIOS	FONDO DE FISCALDACION Y RECAUDACION	FONDO DE COMPENSACION	IMPUESTO SOBRE AUTOMOVILES NUEVOS	IMPUESTO A LAS VENTAS FINALES DE GASOLINAS Y DIESEL	FONDO DE COMPENSACION DEL IMPUESTO SOBRE AUTOMOVILES NUEVOS USAN	ISR 3-B	Hidrocarburos	total
306	SAN PEDRO EL ALTO	253,842.00	91,264.00	3,730.00	30,101.00	7,891.00	1,617.00	5,977.00	594.00	\$ 443.00	-	395,539.00
307	SAN PEDRO HUAMBULLA	501,204.00	64,485.00	6,899.00	70,921.00	16,729.00	3,535.00	14,007.00	994.00	\$ 1,185.00	-	679,959.00
308	SAN PEDRO HUATEPEC	251,796.00	215,243.00	3,268.00	32,678.00	9,678.00	1,685.00	5,495.00	461.00	\$ 58,631.00	-	575,465.00
309	SAN PEDRO IXCATELAN	577,376.00	220,493.00	8,186.00	74,138.00	17,511.00	3,757.00	13,896.00	1,317.00	\$ 239,789.00	-	1,154,549.00
310	SAN PEDRO IXTAHUACA	537,502.00	733,973.00	6,737.00	101,079.00	24,719.00	4,542.00	21,902.00	671.00	\$ 34,348.00	-	1,467,361.00
311	SAN PEDRO IXTAPETONGO	107,812.00	61,468.00	1,755.00	8,948.00	818.00	570.00	824.00	315.00	\$ 81.00	-	182,591.00
312	SAN PEDRO IXCAYAN	553,352.00	68,649.00	7,613.00	72,128.00	19,048.00	3,717.00	14,947.00	1,162.00	\$ 40,024.00	-	801,793.00
313	SAN PEDRO JOCOITPAC	114,820.00	52,701.00	1,929.00	9,364.00	1,248.00	602.00	991.00	351.00	\$ 2,689.00	-	184,794.00
314	SAN PEDRO HUICHAPAN	159,400.00	65,427.00	2,197.00	17,685.00	3,034.00	981.00	2,762.00	405.00	\$ 255.00	-	263,580.00
315	SAN PEDRO HUICHATENGO	160,208.00	112,530.00	2,452.00	16,110.00	3,209.00	932.00	2,551.00	420.00	\$ 11,434.00	-	298,612.00
316	SAN PEDRO MARTIN	120,450.00	71,381.00	2,045.00	10,114.00	1,274.00	647.00	1,071.00	442.00	\$ 91.00	-	211,306.00
317	SAN PEDRO QUICHAPAN	144,258.00	80,848.00	2,104.00	15,246.00	2,157.00	862.00	2,083.00	379.00	\$ 3,791.00	-	248,218.00
318	SAN PEDRO MEXTEPEC - OTD.	5,172,724.00	1,704,541.00	61,832.00	987,685.00	86,342.00	44,583.00	148,160.00	6,623.00	\$ 29,253.00	-	8,231,742.00
319	SAN PEDRO MEXTEPEC - OTD.	78,678.00	24,797.00	1,222.00	7,162.00	1,664.00	456.00	1,269.00	212.00	\$ 96.00	-	116,256.00
320	SAN PEDRO ARQUINOS	73,578.00	26,878.00	1,193.00	6,926.00	1,217.00	413.00	961.00	207.00	\$ 76.00	-	111,449.00
321	SAN PEDRO NOPALA	100,588.00	36,057.00	1,585.00	9,155.00	1,292.00	557.00	1,124.00	285.00	\$ 99.00	-	152,742.00
322	SAN PEDRO OCCOTAILLO	117,700.00	56,086.00	1,988.00	9,404.00	1,330.00	611.00	1,015.00	362.00	\$ 76.00	-	188,572.00
323	SAN PEDRO OKOTEPEC	180,892.00	44,937.00	2,623.00	21,220.00	4,123.00	1,149.00	3,557.00	407.00	\$ 310.00	-	259,212.00
324	SAN PEDRO POCHITLA	2,706,556.00	1,387,677.00	32,205.00	431,508.00	82,819.00	20,649.00	81,145.00	4,137.00	\$ 181,238.00	-	4,935,836.00
325	SAN PEDRO QUIZOTIH	564,374.00	195,318.00	7,477.00	71,868.00	20,261.00	3,738.00	15,388.00	1,125.00	\$ 1,146.00	-	880,635.00
326	SAN PEDRO SOCHAPAM	337,480.00	375,986.00	4,771.00	37,976.00	8,590.00	2,066.00	6,656.00	782.00	\$ 544.00	-	775,081.00
327	SAN PEDRO TAPANATEPEC	1,464,008.00	844,645.00	20,339.00	155,153.00	26,657.00	8,756.00	23,712.00	3,408.00	\$ 2,133.00	-	2,548,811.00
328	SAN PEDRO TAYICHE	113,090.00	41,064.00	1,798.00	11,535.00	2,456.00	662.00	1,878.00	305.00	\$ 142.00	-	178,008.00
329	SAN PEDRO TEOZACALCO	127,848.00	65,981.00	2,004.00	12,552.00	1,973.00	735.00	1,712.00	346.00	\$ 150.00	-	213,301.00
330	SAN PEDRO TEUTLA	247,408.00	148,813.00	3,623.00	28,929.00	7,370.00	1,562.00	5,583.00	586.00	\$ 420.00	-	444,292.00
331	SAN PEDRO TIDAA	189,512.00	77,887.00	2,616.00	26,841.00	1,681.00	1,315.00	3,316.00	346.00	\$ 448.00	-	301,264.00

Clave de Municipio	Municipio	FONDO GENERAL DE PARTICIPACIONES	FONDO DE FOMENTO MUNICIPAL	FONDO DE IMPUESTOS ESPECIALES SOBRE PRODUCCION Y SERVICIOS	FONDO DE FISCALIZACION Y RECALCULACION	FONDO DE COMPENSACION	IMPUESTO SOBRE AUTOMOVILES NUEVOS	IMPUESTO A LAS VENTAS FINALES DE GASOLINAS Y DIESEL	FONDO DE COMPENSACION DEL IMPUESTO SOBRE AUTOMOVILES NUEVOS ISAN	ISR ARTICULO 126	ISR 3-B	Hidrocarburos	total
332	SAN PEDRO TOPILTEPEC	58,900.00	29,683.00	981.00	4,762.00	645.00	305.00	508.00	179.00	40.00	\$	-	95,603.00
333	SAN PEDRO TOTOLAPAM	243,370.00	107,797.00	3,275.00	38,978.00	5,711.00	1,839.00	6,452.00	488.00	696.00	\$	-	488,636.00
334	VILLA DE TUTUTEPEC DE MELCHOR OCAIBO	2,250,074.00	1,617,507.00	29,159.00	335,153.00	87,034.00	16,360.00	70,872.00	3,897.00	5,836.00	\$	-	4,415,905.00
335	SAN PEDRO YARREN	117,616.00	50,574.00	1,960.00	9,808.00	1,488.00	673.00	1,142.00	353.00	87.00	\$	-	181,601.00
336	SAN PEDRO YOLOX	209,412.00	105,379.00	3,045.00	20,631.00	2,972.00	1,207.00	2,735.00	549.00	257.00	\$	-	346,177.00
337	SAN PEDRO Y SAN PABLO AYUTLA	375,178.00	101,844.00	4,985.00	46,974.00	9,493.00	2,458.00	8,402.00	744.00	739.00	\$	-	560,065.00
338	VILLA DE ETLA	644,004.00	515,830.00	7,911.00	103,407.00	18,081.00	4,905.00	18,496.00	900.00	1,880.00	\$	-	1,335,414.00
339	SAN PEDRO Y SAN PABLO	378,910.00	191,945.00	5,568.00	33,497.00	7,563.00	2,146.00	5,985.00	800.00	487.00	\$	-	674,886.00
340	JEMPESCOLUJA	140,760.00	37,765.00	2,700.00	13,978.00	3,007.00	811.00	2,746.00	385.00	167.00	\$	-	205,219.00
341	SAN PEDRO TEOQUITEPEC	81,484.00	96,643.00	1,297.00	5,953.00	416.00	411.00	432.00	293.00	44.00	\$	-	127,147.00
342	SAN RAYHUINGO	431,854.00	209,060.00	4,463.00	45,637.00	7,156.00	2,563.00	7,059.00	552.00	699.00	\$	-	702,643.00
343	SAN SEBASTIAN	178,730.00	126,315.00	2,624.00	20,892.00	3,456.00	1,129.00	3,722.00	432.00	303.00	\$	-	337,103.00
344	SAN SEBASTIAN COATLAN	203,874.00	211,614.00	2,898.00	22,020.00	4,805.00	1,293.00	3,875.00	498.00	305.00	\$	-	451,072.00
345	SAN SEBASTIAN	242,186.00	122,714.00	3,460.00	28,050.00	7,188.00	1,520.00	5,437.00	952.00	468.00	\$	-	411,515.00
346	SAN SEBASTIAN	165,972.00	80,982.00	2,215.00	17,845.00	2,652.00	1,000.00	2,595.00	263.00	253.00	\$	-	277,607.00
347	SAN SEBASTIAN	227,620.00	54,170.00	3,264.00	26,326.00	7,238.00	1,478.00	5,385.00	518.00	398.00	\$	-	330,772.00
348	SAN SEBASTIAN	526,778.00	341,621.00	7,395.00	63,036.00	14,011.00	3,364.00	11,449.00	1,183.00	946.00	\$	-	969,238.00
349	SAN SEBASTIAN	145,272.00	43,565.00	2,720.00	15,691.00	3,759.00	878.00	2,815.00	369.00	209.00	\$	-	214,778.00
350	SAN SEBASTIAN	1,227,652.00	749,798.00	15,498.00	176,352.00	29,814.00	8,757.00	30,041.00	2,368.00	3,047.00	\$	-	2,366,134.00
351	SAN SIMON	197,692.00	75,081.00	2,947.00	24,345.00	4,807.00	1,284.00	4,763.00	458.00	364.00	\$	-	311,141.00
352	SAN SIMON	239,662.00	59,358.00	3,484.00	30,556.00	8,317.00	1,589.00	6,350.00	537.00	472.00	\$	-	370,737.00
353	SANTA ANA	167,444.00	234,019.00	2,478.00	19,085.00	4,138.00	1,041.00	3,336.00	407.00	270.00	\$	-	412,213.00
354	SANTA ANA	93,684.00	45,779.00	1,607.00	6,989.00	810.00	471.00	619.00	295.00	46.00	\$	-	150,300.00
355	ATEKTLAHUACA	94,348.00	65,480.00	1,586.00	7,672.00	1,165.00	493.00	873.00	287.00	64.00	\$	-	151,968.00
356	SANTA ANA OHI	254,954.00	110,030.00	3,629.00	34,977.00	3,754.00	1,763.00	4,895.00	518.00	569.00	\$	-	474,857.00
357	SANTA ANA	135,020.00	80,211.00	2,033.00	12,749.00	1,460.00	762.00	1,491.00	348.00	150.00	\$	-	234,256.00

Clave de Municipio	Municipio	FONDO GENERAL DE PARTICIPACIONES	FONDO DE FOMENTO MUNICIPAL	FONDO DE IMPUESTOS ESPECIALES SOBRE PRODUCCION Y SERVICIOS	FONDO DE FISCALIZACION Y RECAUDACION	FONDO DE COMPENSACION	IMPUESTO SOBRE AUTOMOVILES NUEVOS	IMPUESTO A LAS VENTAS FINALES DE GASOLINAS Y DIESEL	FONDO DE COMPENSACION DEL IMPUESTO SOBRE AUTOMOVILES NUEVOS ISAN	ISR ARTICULO 126	ISR 3-B	Hidrocarburos	total
386	SANTA CRUZ ZENONTEPEC	1,384,570.00	957,377.00	16,398.00	168,544.00	32,262.00	8,801.00	29,872.00	2,480.00	2,741.00	\$ 82,283.00	-	2,635,278.00
387	SANTA GERTRUDIS	194,390.00	116,877.00	2,688.00	22,333.00	4,946.00	1,215.00	4,021.00	440.00	328.00	\$	-	347,286.00
388	SANTAS INES DEL MONTE	190,580.00	179,790.00	2,913.00	70,634.00	4,780.00	1,152.00	3,654.00	483.00	275.00	\$	-	404,261.00
389	SANTAS INES YAITECHE	144,218.00	85,568.00	2,449.00	11,918.00	1,552.00	781.00	1,258.00	443.00	102.00	\$	-	248,269.00
390	SANTA LUCIA DEL CAMINO	3,402,036.00	1,515,085.00	45,152.00	649,276.00	89,526.00	29,099.00	108,841.00	5,334.00	12,403.00	\$ 33,562.00	-	5,889,908.00
391	SANTA LUCIA MIHUATILAN	275,248.00	141,400.00	3,394.00	74,512.00	5,886.00	1,367.00	4,393.00	566.00	331.00	\$	-	406,897.00
392	SANTA LUCIA MONTEVERDE	390,306.00	259,766.00	5,565.00	46,290.00	11,378.00	2,485.00	8,912.00	910.00	687.00	\$ 103,227.00	-	829,526.00
393	SANTA LUCIA OCCILAN	263,090.00	138,470.00	3,726.00	34,221.00	7,162.00	1,764.00	6,192.00	559.00	540.00	\$ 12,390.00	-	468,114.00
394	SANTA MARIA ALOTEPEC	164,372.00	38,964.00	2,426.00	19,114.00	4,791.00	1,035.00	3,647.00	404.00	276.00	\$	-	235,029.00
395	SANTA MARIA APAZCO	161,878.00	58,208.00	2,601.00	14,638.00	2,741.00	892.00	2,088.00	463.00	154.00	\$	-	243,663.00
396	SANTA MARIA LA ASUNSION	222,164.00	62,876.00	3,396.00	23,567.00	5,465.00	1,330.00	4,178.00	575.00	309.00	\$	-	373,860.00
397	HEROICA CIUDAD DE TLAXIACO	2,822,414.00	1,804,274.00	34,313.00	423,332.00	69,473.00	20,681.00	73,029.00	4,838.00	7,523.00	\$	-	5,259,877.00
398	AYOQUEZCO DE ALDAMA	339,458.00	187,895.00	4,564.00	360,579.00	72,891.00	16,508.00	70,615.00	2,323.00	6,880.00	\$	-	3,754,202.00
399	SANTA MARIA ATZOMPA	2,019,704.00	1,183,042.00	23,660.00	18,482.00	2,953.00	1,070.00	2,706.00	386.00	250.00	\$	-	297,168.00
400	SANTA MARIA CAMOTLAN	184,728.00	84,208.00	2,384.00	18,482.00	2,953.00	1,070.00	2,706.00	386.00	250.00	\$	-	297,168.00
401	SANTA MARIA COLOTEPEC	2,219,502.00	949,522.00	25,875.00	452,411.00	46,708.00	19,897.00	72,060.00	2,400.00	9,006.00	\$ 355,368.00	-	4,152,749.00
402	SANTA MARIA COBUDO	102,362.00	40,671.00	1,666.00	9,465.00	1,829.00	572.00	1,370.00	292.00	101.00	\$	-	158,928.00
403	SANTA MARIA COOTIPEC	270,638.00	216,363.00	3,378.00	44,370.00	6,529.00	2,090.00	7,447.00	469.00	810.00	\$	-	551,984.00
404	SANTA MARIA CHACORAPAN	130,386.00	73,459.00	1,879.00	17,436.00	1,322.00	888.00	2,170.00	276.00	278.00	\$ 1,990.00	-	236,074.00
405	VILLA DE CHIAPA DE OJAS	224,800.00	104,766.00	2,923.00	32,903.00	3,131.00	1,622.00	4,630.00	438.00	569.00	\$	-	375,782.00
406	SANTA MARIA CHILCHOTLA	1,102,400.00	253,293.00	15,415.00	136,509.00	95,514.00	7,190.00	27,915.00	2,463.00	2,101.00	\$ 2,268.00	-	1,505,038.00
407	SANTA MARIA CHIMALAPA	460,102.00	72,076.00	6,317.00	58,305.00	16,274.00	3,008.00	12,367.00	964.00	923.00	\$	-	630,396.00
408	SANTA MARIA DEL ROSARIO	83,572.00	56,643.00	1,309.00	7,499.00	851.00	459.00	828.00	232.00	80.00	\$ 3,519.00	-	155,002.00
409	SANTA MARIA DEL TULE	817,056.00	313,992.00	10,018.00	145,831.00	15,709.00	6,679.00	22,573.00	3,167.00	2,762.00	\$ 3,725.00	-	1,339,532.00
410	SANTA MARIA ECATEPEC	225,242.00	136,735.00	3,427.00	25,088.00	5,885.00	1,387.00	4,503.00	617.00	345.00	\$	-	403,199.00
411	SANTA MARIA GUELAJE	97,272.00	86,023.00	1,591.00	8,837.00	1,576.00	536.00	1,200.00	278.00	92.00	\$	-	197,405.00
412	SANTA MARIA GUENASATI	332,366.00	136,578.00	4,110.00	41,844.00	5,427.00	2,183.00	6,250.00	559.00	676.00	\$	-	529,993.00
413	SANTA MARIA HUATILCO	11,816,658.00	3,515,330.00	138,032.00	2,177,390.00	88,367.00	95,968.00	282,495.00	17,082.00	42,271.00	\$	-	18,176,291.00

Clave de Municipio	Municipio	FONDO GENERAL DE PARTICIPACIONES	FONDO DE FOMENTO MUNICIPAL	FONDO DE IMPUESTOS ESPECIALES SOBRE PRODUCCION Y SERVICIOS	FONDO DE FISCALIZACION Y RECAUDACION	FONDO DE COMPENSACION	IMPUESTO SOBRE AUTOMOVILES NUEVOS	IMPUESTO A LAS VENTAS FINALES DE GASOLINAS Y DIESEL	FONDO DE COMPENSACION DEL IMPUESTO SOBRE AUTOMOVILES NUEVOS ISAN	ISR ARTICULO 126	ISR 3-B	Hidrocarburos	total
414	SANTA MARIA	575,300.00	365,523.00	7,663.00	74,994.00	20,651.00	3,867.00	15,813.00	1,178.00	1,212.00	\$	-	1,066,201.00
415	HUAZOLOLILIAN	266,176.00	161,255.00	3,821.00	32,573.00	8,395.00	1,723.00	6,429.00	604.00	492.00	\$	-	481,468.00
416	IPALAPA	95,432.00	52,405.00	1,631.00	6,968.00	789.00	475.00	591.00	301.00	44.00	\$	-	158,637.00
417	JICATLAN	559,408.00	358,999.00	7,712.00	70,264.00	16,595.00	3,682.00	13,462.00	1,243.00	1,098.00	\$	8,917.00	1,041,460.00
418	JACATEPEC	599,704.00	236,143.00	8,035.00	89,664.00	70,334.00	4,410.00	17,660.00	1,511.00	1,563.00	\$	-	979,029.00
419	JALAPA DEL MARQUES	99,108.00	67,241.00	1,584.00	9,923.00	1,028.00	576.00	1,126.00	277.00	119.00	\$	-	180,382.00
420	JALTANGUIS	193,922.00	47,883.00	2,766.00	26,284.00	2,865.00	1,334.00	3,693.00	417.00	425.00	\$	-	279,589.00
421	SANTA MARIA	457,928.00	284,683.00	6,713.00	49,626.00	8,125.00	2,780.00	7,380.00	1,210.00	680.00	\$	-	819,125.00
422	MEXIQUEJILLA	109,220.00	68,210.00	1,582.00	9,554.00	1,044.00	591.00	1,047.00	274.00	104.00	\$	-	191,626.00
423	SANTA MARIA	81,692.00	33,411.00	1,394.00	6,727.00	778.00	432.00	659.00	351.00	56.00	\$	-	126,400.00
424	QUAYACO	256,904.00	254,364.00	3,838.00	27,778.00	6,473.00	1,559.00	4,952.00	639.00	375.00	\$	-	556,876.00
425	OZOLTEPEC	208,438.00	108,302.00	2,833.00	24,425.00	3,527.00	1,317.00	3,602.00	467.00	361.00	\$	25,648.00	379,070.00
426	PAPALO	455,360.00	73,972.00	6,452.00	55,821.00	15,226.00	2,951.00	11,492.00	1,065.00	849.00	\$	-	629,068.00
427	PEROLES	715,710.00	149,361.00	9,309.00	102,064.00	24,784.00	5,077.00	22,339.00	1,365.00	1,742.00	\$	-	1,085,751.00
428	PEJAPA	156,672.00	54,904.00	2,463.00	16,571.00	3,797.00	935.00	2,864.00	411.00	213.00	\$	-	238,830.00
429	QUEJOLAHU	141,262.00	83,989.00	2,254.00	14,188.00	2,593.00	822.00	2,104.00	390.00	171.00	\$	-	247,773.00
430	SANTA MARIA	76,468.00	46,221.00	1,300.00	5,705.00	546.00	384.00	455.00	246.00	38.00	\$	-	131,353.00
431	TATLAITEPEC	122,724.00	83,202.00	1,871.00	14,100.00	3,162.00	766.00	2,504.00	293.00	201.00	\$	-	228,773.00
432	SANTA MARIA	110,652.00	56,214.00	1,821.00	10,532.00	1,565.00	648.00	1,285.00	349.00	107.00	\$	4,034.00	192,307.00
433	TECOMANASCA	187,416.00	48,130.00	2,836.00	21,646.00	4,559.00	1,175.00	3,751.00	458.00	302.00	\$	-	270,276.00
434	TEMANCALTEPEC	274,120.00	67,452.00	3,734.00	28,752.00	6,791.00	1,631.00	5,214.00	632.00	396.00	\$	-	388,722.00
435	TEPOZUICO	219,824.00	76,514.00	3,148.00	24,910.00	6,970.00	1,364.00	4,687.00	514.00	357.00	\$	-	337,388.00
436	TEPANTLAN	105,728.00	43,617.00	1,728.00	9,006.00	1,504.00	565.00	1,150.00	311.00	85.00	\$	-	163,684.00
437	TEXCATILAN	877,496.00	72,143.00	10,029.00	108,778.00	16,486.00	5,705.00	17,406.00	1,289.00	1,782.00	\$	-	1,111,115.00
438	TLAHUOTLIITEPEC	152,730.00	52,639.00	2,474.00	14,913.00	3,140.00	880.00	2,357.00	487.00	174.00	\$	-	229,794.00
439	TLAXIAC	1,240,316.00	2,816,343.00	15,866.00	170,256.00	43,067.00	8,586.00	35,157.00	2,226.00	2,860.00	\$	-	4,344,717.00
440	TLAXIAC	113,820.00	79,169.00	1,798.00	9,155.00	1,397.00	594.00	1,067.00	343.00	81.00	\$	-	211,619.00
441	TOTOLAPILLA	392,904.00	141,003.00	5,306.00	54,865.00	15,911.00	2,760.00	12,091.00	868.00	919.00	\$	5,195.00	678,659.00
441	YANQUI										\$	-	

Clave de Municipio	Municipio	FONDO GENERAL DE PARTICIPACIONES	FONDO DE FOMENTO MUNICIPAL	FONDO DE IMPUESTOS ESPECIALES SOBRE PRODUCCION Y SERVICIOS	FONDO DE FISCALIZACION Y RECAUDACION	FONDO DE COMPENSACION	IMPUESTO SOBRE AUTOMOVILES NUEVOS	IMPUESTO A LAS VENTAS FINALES DE GASOLINAS Y DIESEL	FONDO DE COMPENSACION DEL IMPUESTO SOBRE AUTOMOVILES NUEVOS SAN	ISR ARTICULO 126	ISR 3-B	Hidrocarburos	total
442	SANTA MARIA YALINA	61,664.00	33,510.00	1,051.00	4,589.00	432.00	311.00	361.00	196.00	31.00	\$ 1,094.00	-	103,499.00
443	SANTA MARIA YAVESIA	69,102.00	41,263.00	1,041.00	5,742.00	755.00	365.00	645.00	184.00	56.00	\$	-	119,153.00
444	SANTA MARIA YOCOTEPEC	82,378.00	49,213.00	1,378.00	6,465.00	831.00	424.00	647.00	254.00	51.00	\$	-	141,641.00
445	SANTA MARIA YOSOTUA	155,254.00	53,739.00	2,410.00	17,394.00	2,932.00	956.00	2,619.00	390.00	237.00	\$	-	233,921.00
446	SANTA MARIA YUCUBITI	360,950.00	225,575.00	5,036.00	45,830.00	10,334.00	2,393.00	8,571.00	819.00	719.00	\$ 22,457.00	-	647,704.00
447	SANTA MARIA ZACATEPEC	772,074.00	1,010,768.00	10,424.00	106,498.00	29,347.00	5,435.00	23,125.00	1,499.00	1,827.00	\$	-	1,963,338.00
448	SANTA MARIA ZARZA	154,074.00	49,639.00	2,267.00	17,263.00	4,189.00	949.00	3,204.00	369.00	241.00	\$	-	275,215.00
449	SANTA MARIA ZUCUITLAN	200,994.00	67,897.00	3,079.00	22,623.00	5,659.00	1,245.00	4,250.00	525.00	312.00	\$ 6,376.00	-	312,889.00
450	SANTIAGO AMOLETEPEC	661,372.00	85,151.00	9,201.00	87,334.00	23,176.00	4,476.00	18,272.00	1,360.00	1,401.00	\$	-	891,763.00
451	SANTIAGO APOALA	127,724.00	76,337.00	2,101.00	11,781.00	1,706.00	711.00	1,471.00	366.00	125.00	\$	-	221,322.00
452	SANTIAGO APOSTOL	329,436.00	184,345.00	4,586.00	35,755.00	7,502.00	1,980.00	6,165.00	770.00	505.00	\$	-	562,044.00
453	SANTIAGO ASTIATA	236,748.00	118,882.00	3,126.00	31,942.00	6,733.00	1,654.00	6,252.00	427.00	583.00	\$	-	398,387.00
454	SANTIAGO ATITLAN	199,968.00	46,448.00	2,967.00	23,514.00	6,070.00	1,266.00	4,589.00	494.00	341.00	\$	-	285,681.00
455	SANTIAGO ATYACQUILLA	200,008.00	127,823.00	2,857.00	23,073.00	4,953.00	1,254.00	4,073.00	475.00	335.00	\$	-	364,451.00
456	SANTIAGO CACALOTEPEC	134,562.00	75,459.00	1,985.00	15,267.00	2,864.00	835.00	2,473.00	328.00	216.00	\$	-	233,990.00
457	SANTIAGO CAMOJILAN	224,376.00	56,750.00	3,428.00	24,641.00	5,740.00	1,372.00	4,191.00	670.00	335.00	\$	-	371,653.00
458	SANTIAGO COMALTEPEC	157,544.00	77,229.00	2,090.00	13,390.00	2,003.00	840.00	1,718.00	355.00	150.00	\$	-	255,319.00
459	SANTIAGO CHAGUJUMA	319,006.00	198,219.00	4,400.00	40,093.00	8,434.00	2,099.00	7,205.00	687.00	616.00	\$	-	580,769.00
460	SANTIAGO CHIGORAM	332,780.00	67,466.00	4,615.00	35,272.00	8,977.00	1,935.00	6,718.00	762.00	496.00	\$	-	438,871.00
461	SANTIAGO DEL RIO	101,950.00	47,862.00	1,583.00	9,298.00	898.00	564.00	976.00	274.00	102.00	\$	-	163,497.00
462	SANTIAGO HUAYQUILITLAN	326,260.00	221,096.00	4,435.00	43,173.00	7,970.00	2,213.00	7,425.00	687.00	699.00	\$	-	614,858.00
463	SANTIAGO HUAYQUILLA	83,232.00	41,779.00	1,374.00	6,972.00	905.00	443.00	753.00	251.00	63.00	\$	-	133,772.00
464	SANTIAGO IHUITLAN PLUMAS	86,408.00	40,257.00	1,424.00	9,227.00	587.00	519.00	925.00	238.00	116.00	\$	-	139,701.00
465	SANTIAGO IXCUINTEPEC	124,336.00	44,614.00	1,939.00	12,931.00	2,793.00	737.00	2,151.00	329.00	164.00	\$	-	189,994.00
466	SANTIAGO IXTLAYUTLA	648,648.00	82,703.00	5,092.00	88,501.00	23,189.00	4,475.00	18,579.00	1,305.00	1,450.00	\$	-	877,782.00
467	SANTIAGO JAMILTEPEC	1,043,108.00	1,694,287.00	13,620.00	158,717.00	32,908.00	7,087.00	30,150.00	1,774.00	2,784.00	\$	-	2,085,043.00
468	SANTIAGO JOCOTEPEC	686,206.00	251,978.00	9,581.00	86,613.00	24,209.00	4,525.00	18,232.00	1,492.00	1,350.00	\$	19,956.00	1,104,142.00
469	SANTIAGO JUXTAHUACA	1,798,216.00	1,433,940.00	24,064.00	228,586.00	59,085.00	11,893.00	46,478.00	3,598.00	3,626.00	\$	-	3,609,386.00

Clave de Municipio	Municipio	FONDO GENERAL DE PARTICIPACIONES	FONDO DE FOMENTO MUNICIPAL	FONDOS DE IMPUESTOS ESPECIALES SOBRE PRODUCCION Y SERVICIOS	FONDO DE FISCALIZACIÓN Y RECALIDAD	FONDO DE COMPENSACION	IMPUESTO SOBRE AUTOMÓVILES NUEVOS	IMPUESTO A LAS VENTAS FINALES DE GASOLINAS Y DIESEL	FONDO DE COMPENSACION DEL IMPUESTO SOBRE AUTOMÓVILES NUEVOS SAN	ISR ARTICULO 126	ISR 3-B	Hidrocarburos	total
470	SANTIAGO LACHIGURI	773,550.00	53,250.00	3,939.00	32,579.00	7,512.00	1,744.00	6,018.00	676.00	483.00	\$ 15,595.00	-	393,296.00
471	SANTIAGO LALOPA	95,118.00	59,390.00	1,641.00	7,512.00	745.00	491.00	648.00	303.00	57.00	\$ -	-	165,905.00
472	SANTIAGO LAOLLAGA	415,290.00	252,957.00	6,487.00	38,119.00	5,830.00	2,303.00	4,778.00	1,218.00	399.00	\$ -	-	727,783.00
473	SANTIAGO LAYOPA	124,650.00	67,651.00	1,961.00	12,084.00	2,236.00	711.00	1,767.00	343.00	142.00	\$ -	-	211,546.00
474	SANTIAGO GRANDE	189,582.00	184,931.00	2,844.00	27,892.00	5,914.00	1,230.00	4,459.00	457.00	334.00	\$ -	-	417,043.00
475	SANTIAGO MATILAN	700,416.00	662,162.00	9,789.00	90,668.00	17,434.00	4,645.00	15,776.00	1,487.00	1,435.00	\$ 20,883.00	-	1,524,735.00
476	SANTIAGO MILTEPEC	74,574.00	41,605.00	1,765.00	6,955.00	777.00	419.00	732.00	275.00	73.00	\$ 7,611.00	-	194,526.00
477	SANTIAGO MINAS	141,078.00	99,889.00	2,216.00	13,076.00	2,699.00	786.00	1,813.00	387.00	145.00	\$ -	-	255,659.00
478	SANTIAGO MACATEPEC	142,718.00	36,240.00	2,223.00	13,999.00	2,755.00	819.00	2,141.00	385.00	167.00	\$ -	-	203,447.00
479	SANTIAGO NEJAPILLA	59,006.00	37,331.00	1,046.00	3,988.00	300.00	285.00	231.00	204.00	18.00	\$ -	-	101,399.00
480	SANTIAGO NUJUCHE	195,032.00	70,657.00	2,086.00	14,379.00	2,290.00	809.00	2,079.00	344.00	188.00	\$ 5,548.00	-	241,412.00
482	SANTIAGO NUYOO	190,392.00	58,146.00	2,737.00	24,910.00	3,162.00	1,281.00	3,648.00	406.00	393.00	\$ 4,835.00	-	200,029.00
482	SANTIAGO PINDTEPA	4,078,830.00	2,207,854.00	49,556.00	553,879.00	96,046.00	28,010.00	95,247.00	6,429.00	5,368.00	\$ -	-	7,125,223.00
483	SANTIAGO NACONAL SUCHILQUITONGO	486,768.00	169,609.00	6,784.00	63,282.00	18,977.00	3,264.00	13,952.00	949.00	1,031.00	\$ -	-	763,566.00
484	SANTIAGO TAMAZOLA	322,168.00	240,079.00	4,312.00	40,149.00	7,645.00	2,108.00	6,919.00	661.00	630.00	\$ -	-	624,671.00
485	SANTIAGO TAPEXTLA	207,008.00	113,484.00	3,111.00	22,808.00	5,313.00	1,765.00	4,107.00	516.00	312.00	\$ -	-	355,944.00
486	VILLA TEPICAM DE LA UNION	192,238.00	232,327.00	2,671.00	24,475.00	4,178.00	1,272.00	3,998.00	393.00	384.00	\$ -	-	461,934.00
487	SANTIAGO TERANANGO	227,886.00	108,539.00	2,217.00	21,547.00	3,387.00	1,332.00	3,307.00	488.00	322.00	\$ -	-	369,025.00
488	SANTIAGO TEPETLAPA	67,466.00	44,780.00	1,347.00	5,071.00	225.00	340.00	298.00	215.00	35.00	\$ -	-	119,577.00
489	SANTIAGO TITLAPA	303,306.00	69,625.00	4,394.00	33,956.00	8,392.00	1,887.00	6,370.00	718.00	478.00	\$ -	-	429,087.00
490	SANTIAGO TETIPEC	187,942.00	57,540.00	2,784.00	20,711.00	5,077.00	1,249.00	3,832.00	464.00	285.00	\$ -	-	279,788.00
491	SANTIAGO TEXCALCINGO	264,000.00	163,644.00	3,684.00	36,242.00	8,468.00	1,831.00	7,058.00	575.00	594.00	\$ -	-	486,100.00
492	SANTIAGO TEXITLAN	317,212.00	157,041.00	4,725.00	40,264.00	4,705.00	2,099.00	5,595.00	756.00	615.00	\$ 32,872.00	-	565,894.00
493	SANTIAGO TILMOTONGO	73,348.00	50,640.00	1,162.00	6,942.00	945.00	414.00	856.00	211.00	79.00	\$ -	-	134,597.00
494	SANTIAGO TLAZOYALTEPEC	310,092.00	99,674.00	4,526.00	39,539.00	10,697.00	2,037.00	8,156.00	707.00	611.00	\$ -	-	476,059.00
495	SANTIAGO XANICA	207,310.00	58,101.00	3,176.00	22,355.00	5,126.00	1,251.00	3,941.00	530.00	297.00	\$ -	-	302,087.00
496	SANTIAGO XIACUH	127,666.00	49,660.00	1,879.00	13,754.00	3,292.00	770.00	2,468.00	315.00	187.00	\$ 10,257.00	-	230,208.00
497	SANTIAGO XATEPEC	258,724.00	211,612.00	3,821.00	29,670.00	7,146.00	1,615.00	5,553.00	628.00	423.00	\$ -	-	519,192.00

Clave de Municipio	Municipio	FONDO GENERAL DE PARTICIPACIONES	FONDO DE FOMENTO MUNICIPAL	FONDO DE IMPUESTOS ESPECIALES SOBRE PRODUCCION Y SERVICIOS	FONDO DE FISCALIZACION Y RECAUDACION	FONDO DE COMPENSACION	IMPUESTO SOBRE AUTOMOVILES NUEVOS	IMPUESTO A LAS VENTAS FINALES DE GASOLINAS Y DIESEL	FONDO DE COMPENSACION DEL IMPUESTO SOBRE AUTOMOVILES NUEVOS ISAN	ISR ARTICULO 126	ISR 3-B	Hidrocarburos	total
498	SANTIAGO YAVEG	420,766.00	110,428.00	6,108.00	52,213.00	12,846.00	2,751.00	10,143.00	1,030.00	790.00	\$	283,124.00	900,299.00
499	SANTIAGO	724,714.00	172,252.00	2,910.00	34,733.00	3,340.00	1,677.00	4,983.00	473.00	616.00	\$		469,002.00
500	SANTIAGO	470,558.00	249,309.00	6,698.00	63,723.00	13,690.00	3,231.00	11,822.00	991.00	1,029.00	\$		821,041.00
501	SANTIAGO	99,840.00	43,521.00	1,624.00	9,275.00	1,717.00	557.00	3,315.00	284.00	100.00	\$		158,231.00
502	SANTIAGO	306,746.00	62,063.00	4,324.00	35,167.00	8,561.00	1,919.00	6,701.00	748.00	513.00	\$		458,283.00
503	SANTIAGO	184,336.00	60,673.00	2,706.00	19,248.00	737.00	1,038.00	1,991.00	344.00	290.00	\$		250,863.00
504	NUEVO	171,920.00	125,600.00	2,384.00	18,926.00	2,745.00	1,049.00	2,723.00	390.00	269.00	\$		336,492.00
505	SANTO DOMINGO	614,154.00	401,591.00	8,078.00	123,004.00	13,371.00	5,416.00	19,467.00	754.00	2,386.00	\$		1,188,221.00
506	SANTO DOMINGO	106,232.00	48,409.00	1,689.00	12,655.00	1,376.00	677.00	1,625.00	266.00	179.00	\$		173,109.00
507	SANTO DOMINGO	203,078.00	209,997.00	2,995.00	23,219.00	5,996.00	1,265.00	4,227.00	489.00	330.00	\$		490,841.00
508	SANTO DOMINGO	129,466.00	67,139.00	1,773.00	17,534.00	2,607.00	888.00	2,446.00	249.00	286.00	\$		272,988.00
509	SANTO DOMINGO	537,238.00	622,373.00	7,169.00	70,518.00	19,234.00	3,624.00	14,967.00	1,087.00	1,143.00	\$		1,277,353.00
510	SANTO DOMINGO	105,538.00	51,897.00	1,751.00	9,193.00	1,300.00	570.00	1,072.00	311.00	89.00	\$		221,505.00
511	SANTO DOMINGO	218,454.00	127,292.00	3,204.00	24,858.00	5,656.00	1,358.00	4,491.00	572.00	353.00	\$		386,188.00
512	SANTO DOMINGO	108,962.00	44,601.00	1,794.00	10,010.00	1,884.00	605.00	1,419.00	313.00	106.00	\$		169,694.00
513	SANTO DOMINGO	440,308.00	80,530.00	6,228.00	56,305.00	15,557.00	2,929.00	11,791.00	961.00	883.00	\$		616,002.00
514	SANTO DOMINGO	121,322.00	50,878.00	2,017.00	10,546.00	1,592.00	655.00	1,277.00	359.00	101.00	\$		188,747.00
515	SANTO DOMINGO	4,827,234.00	2,469,546.00	62,293.00	794,145.00	117,539.00	37,364.00	133,381.00	7,599.00	14,439.00	\$		8,463,560.00
516	SANTO DOMINGO	312,380.00	290,381.00	4,366.00	39,651.00	9,078.00	2,065.00	7,447.00	662.00	670.00	\$		669,539.00
517	SANTO DOMINGO	312,218.00	188,077.00	4,318.00	42,211.00	10,172.00	2,148.00	8,432.00	695.00	689.00	\$		568,890.00
518	SANTO DOMINGO	67,676.00	37,045.00	1,087.00	6,870.00	196.00	395.00	566.00	176.00	83.00	\$		114,894.00


Clave de Municipio	Municipio	FONDO GENERAL DE PARTICIPACIONES	FONDO DE FOMENTO MUNICIPAL	FONDO DE IMPUESTOS ESPECIALES SOBRE PRODUCCION Y SERVICIOS	FONDO DE FISCALIZACION Y RECAUDACION	FONDO DE COMPENSACION	IMPUESTO SOBRE AUTOMOVILES NUEVOS	IMPUESTO A LAS VENTAS FINALES DE GASOLINAS Y DIESEL	FONDO DE COMPENSACION DEL IMPUESTO SOBRE AUTOMOVILES NUEVOS BAN	ISR ARTICULO 126	US\$ 3-B	Hidrocarburos	total
519	SANTO DOMINGO TOMALTEPEC	205,926.00	109,040.00	2,916.00	26,904.00	5,862.00	1,386.00	4,954.00	455.00	416.00	\$ 19,856.00	-	377,727.00
520	SANTO DOMINGO TONALA	462,833.00	286,039.00	6,382.00	54,889.00	12,774.00	2,948.00	10,208.00	1,065.00	826.00	\$ 43,274.00	-	883,187.00
521	SANTO DOMINGO TONALTEPEC	77,459.00	42,546.00	1,333.00	5,725.00	431.00	388.00	397.00	242.00	37.00	\$ -	-	128,561.00
522	SANTO DOMINGO YAGACIA	107,750.00	41,078.00	1,721.00	10,369.00	2,057.00	613.00	1,573.00	299.00	139.00	\$ -	-	165,579.00
523	SANTO DOMINGO YANHUJTLAN	729,268.00	89,775.00	3,006.00	29,274.00	2,877.00	1,530.00	3,934.00	548.00	472.00	\$ -	-	390,634.00
524	SANTO DOMINGO YODOHINO	74,816.00	40,174.00	1,196.00	5,985.00	567.00	389.00	539.00	212.00	52.00	\$ -	-	121,930.00
525	SANTO DOMINGO ZANATEPEC	902,354.00	583,615.00	9,687.00	119,610.00	21,567.00	6,267.00	21,277.00	1,686.00	2,092.00	\$ -	-	1,688,155.00
526	SANTOS REYES NOPALA	772,952.00	552,747.00	10,394.00	106,170.00	28,628.00	5,355.00	22,428.00	1,518.00	1,759.00	\$ -	-	1,501,951.00
527	SANTOS REYES PEPALO	244,800.00	144,869.00	9,819.00	34,070.00	4,260.00	1,711.00	5,060.00	532.00	558.00	\$ -	-	439,373.00
528	SANTOS REYES TEPEHILLO	183,830.00	66,938.00	2,633.00	30,558.00	1,547.00	1,434.00	3,834.00	342.00	545.00	\$ -	-	291,711.00
529	SANTOS REYES YUCUNA	131,770.00	48,124.00	2,126.00	12,602.00	2,494.00	747.00	1,906.00	368.00	142.00	\$ -	-	200,279.00
530	SANTO TOMAS JALUJA	279,374.00	164,171.00	3,797.00	35,252.00	6,687.00	1,845.00	6,097.00	625.00	556.00	\$ -	-	488,404.00
531	SANTO TOMAS MAZATEPEC	170,238.00	57,837.00	2,521.00	20,621.00	4,522.00	1,096.00	3,685.00	395.00	305.00	\$ -	-	261,210.00
532	SANTO TOMAS OCOATEPEC	244,352.00	200,412.00	3,550.00	29,816.00	6,941.00	1,580.00	5,275.00	559.00	448.00	\$ -	-	493,233.00
533	SANTO TOMAS TAMAZULAPAN	200,696.00	179,515.00	2,878.00	24,061.00	4,699.00	1,284.00	4,077.00	451.00	359.00	\$ 21,368.00	-	499,388.00
534	SAN VICENTE COATLAN	249,882.00	71,453.00	3,465.00	29,902.00	5,968.00	1,599.00	5,192.00	565.00	452.00	\$ 21,365.00	-	399,864.00
535	SAN VICENTE LACHIBO	285,060.00	55,242.00	3,807.00	40,212.00	5,126.00	2,004.00	6,255.00	524.00	671.00	\$ -	-	399,401.00
536	SAN VICENTE MILIJI	82,664.00	44,950.00	1,409.00	7,517.00	778.00	459.00	772.00	271.00	76.00	\$ -	-	138,896.00
537	SIACAYOPAM	523,056.00	277,141.00	7,136.00	58,045.00	11,536.00	3,181.00	9,791.00	1,171.00	841.00	\$ -	-	881,848.00
538	SIPO DE XTLAPEHUA	108,610.00	86,467.00	1,783.00	10,739.00	1,230.00	626.00	1,248.00	303.00	125.00	\$ -	-	191,128.00
539	SOLEDAD ETLA	265,124.00	105,599.00	3,552.00	36,302.00	11,010.00	1,833.00	8,136.00	511.00	601.00	\$ -	-	432,668.00
540	VILLA DE TAMAZULAPAN DEL PROGRESO	566,606.00	351,749.00	7,232.00	86,774.00	14,509.00	4,705.00	15,022.00	1,089.00	1,538.00	\$ -	-	1,170,376.00
541	TANETZE DE ZARAGOZA	133,562.00	58,916.00	2,008.00	17,817.00	2,671.00	759.00	2,028.00	347.00	153.00	\$ 121,702.00	-	246,115.00
542	TANICHE	109,176.00	75,626.00	1,779.00	9,860.00	1,528.00	601.00	1,243.00	310.00	102.00	\$ 834.00	-	206,129.00
543	TATATEPEC DE VALDES	339,134.00	334,269.00	4,814.00	48,201.00	10,871.00	2,401.00	9,324.00	725.00	801.00	\$ 34,794.00	-	785,334.00


Clave de Municipio	Municipio	FONDO GENERAL DE PARTICIPACIONES	FONDO DE FOMENTO MUNICIPAL	FONDO DE IMPUESTOS ESPECIALES SOBRE PRODUCCION Y SERVICIOS	FONDO DE FISCALIZACION Y RECAUDACION	FONDO DE COMPENSACION	IMPUESTO SOBRE AUTOMOVILES NUEVOS	IMPUESTO A LAS VENTAS FINALES DE GASOLINAS Y DIESEL	FONDO DE COMPENSACION DEL IMPUESTO SOBRE AUTOMOVILES NUEVOS ISAN	ISR ARTICULO 126	ISR 3-B	Hidrocarburos	Total
544	TECOUILCO DE MARCOS PEREZ	127,286.00	56,476.00	1,862.00	13,762.00	1,776.00	769.00	1,944.00	305.00	187.00	\$ 4,049.00	-	208,316.00
545	TEZITLAN DE FLORES MAGON	870,726.00	528,171.00	12,912.00	103,479.00	17,551.00	5,539.00	16,155.00	1,994.00	1,510.00	\$ -	-	1,558,037.00
546	TEZITLAN DEL VALLE	396,252.00	228,839.00	5,523.00	61,594.00	10,978.00	2,971.00	10,930.00	860.00	1,077.00	\$ -	-	719,024.00
547	TEPOMONG	118,104.00	52,841.00	1,790.00	10,401.00	1,799.00	642.00	1,378.00	314.00	111.00	\$ -	-	187,320.00
548	TEPELAME VILLA DE MORELOS	218,060.00	148,363.00	2,976.00	23,056.00	3,340.00	1,314.00	3,308.00	631.00	323.00	\$ -	-	401,371.00
549	HERDICA VILLA DE TEZONTLAN DE SEGURA Y LUNA, CUNA DE LA INDEPENDENCIA DE OAXACA	716,522.00	268,180.00	9,930.00	77,568.00	19,666.00	4,331.00	14,694.00	1,602.00	1,065.00	\$ -	-	1,113,578.00
550	SAN IBONIMO TLASCACHUAYA	444,366.00	134,270.00	5,485.00	54,347.00	9,952.00	2,884.00	9,260.00	937.00	868.00	\$ -	-	667,413.00
551	TLACOLULA DE MATAHOROS	2,127,020.00	1,095,632.00	24,618.00	342,606.00	52,625.00	16,292.00	58,876.00	3,208.00	6,329.00	\$ 54.00	-	3,930,825.00
552	TLACOTEPEC FLUMAS	80,330.00	61,621.00	1,260.00	9,027.00	710.00	498.00	1,017.00	231.00	123.00	\$ -	-	154,817.00
553	TLAXIAC DE CABRERA	1,249,476.00	448,725.00	14,911.00	221,422.00	21,064.00	10,175.00	33,246.00	1,824.00	4,207.00	\$ -	-	2,005,050.00
554	TOTOMTEPEC VILLA DE MORELOS	359,638.00	116,602.00	4,921.00	39,505.00	10,696.00	2,199.00	7,602.00	890.00	565.00	\$ 11,038.00	-	552,946.00
555	TRINIDAD ZAACHILA	187,584.00	75,522.00	2,743.00	22,476.00	5,894.00	1,200.00	4,431.00	431.00	332.00	\$ -	-	301,613.00
556	LA TRINIDAD VISTA HERMOZA	78,260.00	39,528.00	1,329.00	8,111.00	529.00	463.00	789.00	294.00	97.00	\$ 2,190.00	-	131,630.00
557	UNION HIDALGO	1,139,518.00	390,343.00	15,206.00	171,422.00	25,412.00	8,375.00	27,982.00	2,436.00	2,987.00	\$ -	-	1,783,681.00
558	VALERIO TRUJANO	106,172.00	32,000.00	1,634.00	10,659.00	2,377.00	623.00	1,801.00	279.00	137.00	\$ -	-	155,882.00
559	SAN JUAN BAUTISTA VALLE NACIONAL	1,141,448.00	705,267.00	15,694.00	160,339.00	39,817.00	8,019.00	32,395.00	2,316.00	2,672.00	\$ -	-	2,107,967.00
560	VILLA DIAZ ORDAZ	500,682.00	280,554.00	6,786.00	77,600.00	11,105.00	3,743.00	12,644.00	995.00	1,363.00	\$ -	-	895,672.00
561	YAXE	369,702.00	301,970.00	5,826.00	36,116.00	5,036.00	2,117.00	4,633.00	990.00	426.00	\$ -	-	716,816.00
562	MAGDALENA TOPOCOCHO DE ROBERIO DIAZ	146,306.00	82,922.00	2,079.00	18,227.00	2,907.00	959.00	2,858.00	336.00	280.00	\$ 6,825.00	-	263,693.00
563	YOGANA	119,614.00	50,334.00	1,928.00	11,185.00	2,103.00	671.00	1,626.00	343.00	113.00	\$ 6,281.00	-	194,108.00
564	YUTANDUCHI DE GUERRERO	166,812.00	110,444.00	2,360.00	15,989.00	2,043.00	946.00	2,023.00	401.00	198.00	\$ -	-	301,715.00
565	VILLA DE ZAACHILA	2,996,696.00	1,769,734.00	34,509.00	496,479.00	79,752.00	23,134.00	87,923.00	3,747.00	9,289.00	\$ -	-	5,441,765.00
566	SAN MATEO YACUTINDO	220,920.00	124,292.00	3,240.00	23,876.00	5,357.00	1,334.00	4,186.00	529.00	325.00	\$ 7,200.00	-	391,250.00
567	ZAPOTITLAN LAS GUINAS	216,680.00	82,604.00	3,228.00	25,145.00	5,735.00	1,263.00	4,568.00	537.00	361.00	\$ -	-	340,219.00
568	ZAPOTITLAN PALMAS	127,114.00	128,162.00	1,876.00	14,936.00	2,917.00	804.00	2,499.00	298.00	217.00	\$ -	-	278,823.00

Clave de Municipio	Municipio	FONDO GENERAL DE PARTICIPACIONES	FONDO DE FOMENTO MUNICIPAL	FONDO DE IMPUESTOS ESPECIALES SOBRE PRODUCCION Y SERVICIOS	FONDO DE FISCALIZACION Y RECAUDACION	FONDO DE COMPENSACION	IMPUESTO SOBRE AUTOMOVILES NUEVOS	IMPUESTO A LAS VENTAS FINALES DE GASOLINAS Y DIESEL	FONDO DE COMPENSACION DEL IMPUESTO SOBRE AUTOMOVILES NUEVOS ISAN	ISR ARTICULO 126	ISR 3-B	Hidrocarburos	1001
569	SANTA INES DE ZARAGOZA	144,366.00	86,332.00	2,232.00	13,763.00	2,479.00	817.00	1,990.00	391.00	160.00			252,533.00
570	ZIMATLAN DE ALVAREZ	1,436,930.00	1,021,971.00	18,018.00	226,746.00	38,200.00	10,879.00	39,905.00	2,490.00	4,005.00			2,799,228.00
		5328,627,736.00	5173,711,094.00	54,306,112.00	546,156,136.00	57,119,994.00	52,289,298.00	57,545,445.00	5433,213.00	5782,396.00	55,704,632.00	51,286,813.00	576,064,869.00

Nota: La sumatoria de las cantidades en cada uno de los fondos pueden no coincidir por efectos del redondeo

San Bartolo Coyotepec, Oaxaca, 5 de JULIO de 2022


Tesorería
Subsistema de Egresos, Contabilidad y Tesorería
Secretaría de Finanzas
Gobierno del Estado de Oaxaca


C. ORLANDO MATUS DELGADO
TESORERO

En cumplimiento a lo dispuesto en los artículos 82, 90 de la Constitución Política del Estado Libre y Soberano de Oaxaca, el párrafo cuarto de la Ley de Coordinación Fiscal; 3 fracción I, 27 fracción II, 43 fracción XXI de la Ley Orgánica del Poder Ejecutivo del Estado de Oaxaca; 11 último párrafo de la Ley de Coordinación Fiscal para el Estado de Oaxaca; 2, 4 fracción II, inciso c, y 27 fracciones X y XI del Reglamento Interno de la Secretaría de Finanzas del Poder Ejecutivo del Estado, numeral 5 fracción II, inciso b del Acuerdo por el que se expide los lineamientos para la publicación de la información a que se refiere el artículo 60. de la Ley de Coordinación Fiscal



GOBIERNO DEL ESTADO DE OAXACA

I. Importe de las participaciones pagadas a los municipios del Estado de Oaxaca correspondiente al mes de MAYO 2022, incluye el AJUSTE DEFINITIVO 2021 DEL FONDO GENERAL DE PARTICIPACIONES

Código de Municipio	Municipio	FONDO GENERAL DE PARTICIPACIONES	FONDO DE FOMENTO MUNICIPAL	FONDO DE IMPUESTOS ESPECIALES SOBRE PRODUCCIÓN Y SERVICIOS	FONDO DE FISCALIZACIÓN Y RECAUDACIÓN	FONDO DE COMPENSACIÓN	IMPUESTO SOBRE AUTOMÓVILES NUEVOS	IMPUESTO A LAS VENTAS FINALES DE GASOLINAS Y DIESEL	FONDO DE COMPENSACIÓN DEL IMPUESTO SOBRE AUTOMÓVILES NUEVOS IMAN	ISR 126	ISR 3-B	Hidrocarburos	TOTAL
001	ABEJOLES	161,469.00	53,142.00	1,988.00	6,015.00	-	710.00	-	399.00	66.00	-	-	223,759.00
002	ACATLÁN DE FÉNIX	4,742,794.00	1,151,715.00	29,396.00	78,089.00	-	20,345.00	-	4,842.00	8,945.00	-	37,680.00	6,048,834.00
003	ASUNCIÓN CACALOTEPEC	294,742.00	49,566.00	2,507.00	7,114.00	-	1,278.00	-	437.00	101.00	-	-	355,845.00
004	ASUNCIÓN CORTIJEPE	146,892.00	37,465.00	1,366.00	3,977.00	-	638.00	-	268.00	89.00	-	-	190,695.00
005	ASUNCIÓN DITALTEPEC	3,833,210.00	467,662.00	18,343.00	43,075.00	-	16,374.00	-	2,468.00	3,674.00	-	-	4,384,811.00
006	ASUNCIÓN MOCHITLÁN	2,290,503.00	456,398.00	13,532.00	39,962.00	-	9,682.00	-	2,459.00	1,732.00	-	-	3,029,489.00
007	ASUNCIÓN OCOTLÁN	348,833.00	128,295.00	3,417.00	10,131.00	-	1,515.00	-	627.00	197.00	-	-	493,015.00
008	ASUNCIÓN TLACOLUBA	195,489.00	59,620.00	1,609.00	4,618.00	-	843.00	-	246.00	134.00	-	-	262,879.00
009	AYOTZINGTEPEC	687,108.00	167,023.00	4,585.00	12,812.00	-	2,941.00	-	840.00	527.00	-	-	875,816.00
010	EL BARRIO DE LA SOLEDAD	3,472,562.00	303,896.00	13,565.00	25,395.00	-	14,897.00	-	1,523.00	3,711.00	-	-	3,835,460.00
011	CALMUALA	380,342.00	56,595.00	1,752.00	5,014.00	-	820.00	-	306.00	120.00	-	-	252,949.00
012	CANDELARIA	1,078,555.00	94,580.00	6,788.00	17,720.00	-	4,638.00	-	1,090.00	913.00	-	-	1,232,905.00
013	CENEGUA DE ZIMATLÁN	619,190.00	218,579.00	4,676.00	13,786.00	-	7,659.00	-	861.00	439.00	-	-	859,640.00
014	CUADRAMATEPEC	5,621,080.00	890,862.00	29,957.00	74,012.00	-	24,376.00	-	5,983.00	5,028.00	-	-	6,658,118.00
015	CONTECAS ALTAS	554,960.00	81,180.00	4,279.00	11,865.00	-	2,399.00	-	729.00	412.00	-	-	655,825.00
016	COLOYAN DE LAS FLORES	914,345.00	74,357.00	6,098.00	16,292.00	-	3,936.00	-	1,004.00	746.00	-	-	1,016,778.00
017	LA COMPAÑÍA	418,188.00	93,472.00	3,249.00	9,842.00	-	1,497.00	-	554.00	307.00	-	-	516,637.00
018	CONCEPCION BUENAVISTA	166,234.00	57,128.00	1,654.00	4,714.00	-	729.00	-	308.00	102.00	-	-	230,867.00
019	CONCEPCION PAPAJO	325,353.00	47,829.00	2,786.00	7,981.00	-	1,493.00	-	492.00	218.00	-	-	385,968.00
020	CONSTANCIA DEL ROSARIO	541,408.00	206,576.00	3,595.00	9,169.00	-	2,330.00	-	578.00	444.00	-	-	823,930.00
021	COXCOAPA	1,639,264.00	377,706.00	10,241.00	26,378.00	-	7,052.00	-	1,762.00	1,403.00	-	-	2,063,816.00
022	COXCOATEPEC	205,482.00	53,035.06	1,541.00	4,311.00	-	686.00	-	233.00	151.00	-	-	268,327.00
023	CUILAPAN DE GUERRERO	2,728,405.00	662,143.00	11,589.00	25,262.00	-	11,655.00	-	1,461.00	2,741.00	-	-	3,497,224.00
024	CUYAMECALCO	550,943.00	194,833.00	4,589.00	15,117.00	-	2,321.00	-	784.00	281.00	-	-	768,868.00
025	CHARUITES	1,535,656.00	317,622.00	6,672.00	17,597.00	-	6,519.00	-	1,099.00	1,366.00	-	-	1,898,533.00
026	CHALCATONGO DE HIDALGO	1,159,391.00	180,976.00	7,351.00	18,883.00	-	4,998.00	-	1,156.00	988.00	-	-	1,432,840.00
027	CHICHIQUILTAN DE BENITO JUAREZ	313,701.00	136,029.00	2,738.00	7,784.00	-	1,362.00	-	417.00	211.00	-	-	462,302.00
028	HERDOSA CIUDAD DE ERUTLA DE CRESPO	2,679,079.00	554,018.00	15,504.00	38,477.00	-	11,521.00	-	3,351.00	2,406.00	-	-	3,303,556.00

Clave de Municipio	Municipio	FONDO GENERAL DE PARTICIPACIONES	FONDO DE FOMENTO MUNICIPAL	FONDO DE IMPUESTOS ESPECIALES SOBRE PRODUCCION Y SERVICIOS	FONDO DE FISCALIZACION Y RECAUDACION	FONDO DE COMPENSACION	IMPUESTO SOBRE AUTOMOVILES NUEVOS	IMPUESTO A LAS VENTAS FINALES DE GASOLINAS Y DIESEL	FONDO DE COMPENSACION DEL IMPUESTO SOBRE AUTOMOVILES NUEVOS LEAN	ISR 125	ISR 3-B	Hidrocarburos	TOTAL
028	EIXOCHITLAN DE FLORES MAGCON	520,081.00	170,222.00	4,038.00	11,677.00	-	2,235.00	-	685.00	362.00 \$	-	-	709,300.00
030	EL ESPINAL	3,502,348.00	231,227.00	15,900.00	47,364.00	-	14,628.00	-	1,971.00	2,905.00 \$	-	-	3,806,383.00
031	TAMAZULAPAM DEL ESPIRITU SANTO	954,117.00	94,659.00	6,499.00	21,316.00	-	3,394.00	-	1,095.00	584.00 \$	-	-	1,092,261.00
032	FRESNILLO DE TRUJANO	167,858.00	63,559.00	1,771.00	5,237.00	-	734.00	-	322.00	90.00 \$	-	-	239,672.00
033	GUADALUPE ETLA	418,258.00	313,227.00	2,159.00	5,147.00	-	1,801.00	-	399.00	488.00 \$	3,943.00	-	544,833.00
034	GUADALUPE DE BAMBUREZ	217,167.09	78,170.00	3,826.00	5,273.00	-	934.00	-	316.00	165.00 \$	7,890.00	-	911,725.00
035	GUAYABO DE JUAREZ	123,793.00	63,310.00	941.00	2,583.00	-	537.00	-	174.00	95.00 \$	-	-	191,438.00
036	GUEVEA DE HUMBOLDT	552,282.00	62,627.00	3,961.00	11,344.00	-	2,346.00	-	669.00	404.00 \$	-	-	653,653.00
037	MESONES HIDALGO	476,693.00	109,578.00	3,644.00	10,138.00	-	2,039.00	-	628.00	353.00 \$	-	-	603,094.00
038	VILLA HIDALGO	236,889.00	67,649.00	2,075.00	6,069.00	-	1,021.00	-	372.00	351.00 \$	-	-	314,219.00
039	HEROICA CIUDAD DE HUACAPAM DE LEON	17,351,390.00	3,031,610.00	79,187.00	194,250.00	-	73,809.00	-	12,933.00	16,200.00 \$	1,160,784.00	-	21,920,163.00
040	HUATEPEC	650,479.00	65,007.00	4,547.00	12,316.00	-	2,804.00	-	759.00	515.00 \$	-	-	736,427.00
041	HUATULA DE JIMENEZ	3,210,319.00	669,936.00	23,397.00	64,819.00	-	13,239.00	-	3,956.00	2,437.00 \$	-	-	3,888,384.00
042	IXTLAN DE AVANIZ	1,413,299.00	214,640.00	7,948.00	18,910.00	-	6,049.00	-	2,218.00	1,277.00 \$	26,453.00	-	1,689,391.00
043	HEROICA CIUDAD DE JUXTITAN DE ZARAGOZA	19,485,536.00	2,965,541.00	96,923.00	231,904.00	-	84,991.00	-	22,994.00	18,854.00 \$	-	-	23,256,763.00
044	LOMA BORITA	6,786,571.00	1,852,072.00	40,654.00	110,996.00	-	28,964.00	-	6,513.00	5,386.00 \$	-	200,739.00	9,031,105.00
045	MAGDALENA	1,509,132.00	372,737.00	5,829.00	11,561.00	-	6,425.00	-	667.00	1,572.00 \$	-	-	1,901,923.00
046	MAGDALENA	597,018.00	146,176.00	4,142.00	11,005.00	-	2,984.00	-	749.00	583.00 \$	10,917.00	-	873,576.00
047	SANTA MAGDALENA	66,177.00	30,463.00	877.00	2,393.00	-	284.00	-	170.00	26.00 \$	-	-	108,600.00
048	MAGDALENA	297,438.00	74,808.00	2,037.00	5,328.00	-	904.00	-	582.00	123.00 \$	1,372.00	-	297,992.00
049	MAGDALENA	166,106.00	63,538.00	1,656.00	4,863.00	-	725.00	-	299.00	96.00 \$	-	-	237,695.00
050	MAGDALENA	431,810.00	77,567.00	3,414.00	9,702.00	-	1,947.00	-	607.00	334.00 \$	-	-	546,373.00
051	MAGDALENA	663,330.00	206,450.00	4,244.00	10,992.00	-	2,857.00	-	645.00	567.00 \$	46,670.00	-	937,689.00
052	MAGDALENA	851,023.00	159,932.00	4,222.00	11,913.00	-	3,623.00	-	851.00	632.00 \$	-	-	1,032,254.00
053	MAGDALENA	434,850.00	190,000.00	5,735.00	17,228.00	-	1,936.00	-	1,049.00	164.00 \$	-	-	650,962.00
054	MAGDALENA	129,744.00	48,300.00	1,233.00	3,623.00	-	551.00	-	229.00	76.00 \$	-	-	183,266.00
055	MARISCALA DE JUAREZ	747,669.00	117,463.00	3,074.00	9,180.00	-	3,209.00	-	542.00	708.00 \$	-	-	862,645.00
056	MARTINES DE TACURAYA	382,050.00	39,312.00	1,732.00	5,024.00	-	797.00	-	310.00	131.00 \$	-	-	249,341.00
057	MATIAS ROMERO	6,864,664.00	1,204,391.00	34,615.00	91,261.00	-	30,160.00	-	5,231.00	6,025.00 \$	-	61,971.00	8,297,473.00

Clave de Municipio	Municipio	FONDO GENERAL DE PARTICIPACIONES	FONDO DE FOMENTO MUNICIPAL	FONDO DE IMPUESTOS ESPECIALES SOBRE PRODUCCION Y SERVICIOS	FONDO DE FISCALIDAD Y RECAUDACIÓN	FONDO DE COMPENSACION	IMPUESTO SOBRE AUTOMÓVILES NUEVOS	IMPUESTO A LAS VENTAS FINALES DE GASOLINAS Y DIESEL	FONDO DE COMPENSACION DEL IMPUESTO SOBRE AUTOMÓVILES NUEVOS ISAN	ISR 125	ISR 3-B	Hidrocarburos	TOTAL
058	MAZATLAN VILLA DE FLORES	1,284,029.00	98,433.00	9,090.00	25,914.00	-	5,528.00	-	1,547.00	993.00	\$	-	1,424,034.00
059	MUHUATLAN DE PORFIRIO DIAZ	6,278,070.00	1,635,730.00	35,231.00	91,203.00	-	26,629.00	-	5,223.00	5,453.00	\$	-	8,057,640.00
060	MARISTLAN DE LA REFORMA	309,182.00	67,517.00	2,601.00	7,765.00	-	1,328.00	-	462.00	194.00	\$	-	309,249.00
061	MORIAS	410,201.00	167,776.00	3,448.00	10,321.00	-	1,760.00	-	590.00	257.00	\$	-	594,353.00
062	MATYRADO	344,685.00	46,732.00	1,352.00	3,882.00	-	630.00	-	242.00	91.00	\$	-	197,584.00
063	NAZARENO ETJA	465,501.00	138,115.00	2,564.00	6,324.00	-	2,002.00	-	422.00	428.00	\$	-	615,256.00
064	NEMPA DE MADERO	897,898.00	288,656.00	5,648.00	15,033.00	-	3,855.00	-	964.00	745.00	\$	-	1,212,794.00
065	OPANTEPEC NUEVOS	192,793.00	95,408.00	1,995.00	5,976.00	-	838.00	-	365.00	101.00	\$	-	297,410.00
066	SANTIAGO MILTEPEC	816,125.00	365,344.00	5,428.00	15,848.00	-	3,509.00	-	1,050.00	566.00	\$	-	1,209,890.00
067	OAXACA DE JUAREZ	100,676,752.00	18,534,658.00	542,611.00	1,207,986.00	-	415,018.00	-	75,905.00	91,201.00	\$	-	121,649,827.00
068	OCCOTLAN DE MORELOS	4,024,276.00	696,469.00	19,578.00	44,976.00	-	17,281.00	-	2,838.00	3,896.00	\$	-	4,809,264.00
069	LA PE	340,387.00	89,443.00	2,647.00	7,276.00	-	1,474.00	-	444.00	253.00	\$	-	441,926.00
070	PINDIPEA DE DON LUIS	706,346.00	207,306.00	4,530.00	12,089.00	-	3,035.00	-	737.00	583.00	\$	-	934,626.00
071	PLUMA HIMALGO	524,349.00	265,953.00	5,101.00	14,857.00	-	2,284.00	-	675.00	313.00	\$	12,549.00	826,320.00
072	SAN JOSE DEL PROGRESO	3,815,409.00	206,248.00	11,525.00	13,495.00	-	16,390.00	-	740.00	4,460.00	\$	-	4,069,657.00
073	POTLA VILLA DE GUERRERO	3,982,160.00	823,872.00	27,489.00	57,793.00	-	17,693.00	-	3,672.00	3,495.00	\$	384,290.00	5,274,876.00
074	SANTA CATARINA QUIQUITANI	123,998.00	57,332.00	1,709.00	5,211.00	-	549.00	-	318.00	39.00	\$	2,627.00	191,783.00
075	REFORMA DE PIEDRA	486,042.00	173,808.00	3,887.00	13,219.00	-	2,049.00	-	757.00	228.00	\$	-	680,070.00
076	LA REFORMA	607,037.00	173,735.00	2,919.00	8,197.00	-	1,749.00	-	507.00	305.00	\$	-	594,449.00
077	REYES ETJA	554,641.00	128,936.00	3,168.00	8,087.00	-	2,376.00	-	498.00	487.00	\$	-	658,173.00
078	HOJAS DE CHIAUTEMOC	314,444.00	62,841.00	1,899.00	5,097.00	-	1,344.00	-	277.00	264.00	\$	9,911.00	396,077.00
079	SALINA CRUZ	23,451,565.00	2,436,364.00	94,205.00	201,099.00	-	100,257.00	-	14,641.00	23,591.00	\$	-	25,371,671.00
080	SAN AGUSTIN ANATELCO	202,390.00	62,021.00	1,911.00	5,803.00	-	841.00	-	339.00	126.00	\$	48,139.00	321,300.00
081	SAN AGUSTIN ATENANGO	228,454.00	58,983.00	1,978.00	5,722.00	-	988.00	-	351.00	149.00	\$	-	296,075.00
082	SAN AGUSTIN CHAYUCO	470,439.00	106,290.00	3,505.00	9,656.00	-	2,031.00	-	590.00	357.00	\$	-	592,658.00
083	SAN AGUSTIN DE LAS JUNTAS	1,333,322.00	283,268.00	5,632.00	11,716.00	-	5,707.00	-	688.00	1,365.00	\$	43,559.00	1,685,248.00
084	SAN AGUSTIN ETJA	646,434.00	112,938.00	3,217.00	8,238.00	-	2,670.00	-	492.00	562.00	\$	-	754,549.00
085	SAN AGUSTIN LOYSCHA	2,570,767.00	276,915.00	13,799.00	33,751.00	-	11,029.00	-	2,079.00	2,367.00	\$	-	2,920,707.00
086	SAN AGUSTIN TLACOTEPEC	242,545.00	61,274.00	1,735.00	4,567.00	-	1,050.00	-	290.00	196.00	\$	-	313,647.00
087	SAN AGUSTIN YATAREHI	554,378.00	224,717.00	3,104.00	7,791.00	-	2,380.00	-	471.00	591.00	\$	-	793,281.00
088	SAN ANDRES CABECERA NUEVA	356,573.00	73,261.00	3,078.00	8,957.00	-	1,539.00	-	540.00	218.00	\$	4,253.00	446,239.00
089	SAN ANDRES DINICUITI	254,070.00	36,414.00	2,085.00	5,911.00	-	1,102.00	-	360.00	178.00	\$	-	302,920.00
090	SAN ANDRES HUAYAPATEPEC	752,400.00	160,181.00	4,572.00	12,348.00	-	3,217.00	-	738.00	623.00	\$	-	934,079.00

Clave de Municipio	Municipio	FONDO GENERAL DE PARTICIPACIONES	FONDO DE FOMENTO MUNICIPAL	FONDO DE IMPUESTOS ESPECIALES SOBRE PRODUCCION Y SERVICIOS	FONDO DE FISCALIZACION Y RECAUDACION	FONDO DE COMPENSACION	IMPUESTO SOBRE AUTOMOVILES NUEVOS	IMPUESTO A LAS VENTAS FINALES DE GASOLINAS Y DIESEL	FONDO DE COMPENSACION DEL IMPUESTO SOBRE AUTOMOVILES NUEVOS EMH	ISR 126	ISR 3-B	Hidrocarburos	TOTAL
081	SAN ANDRES HUATAPAM	1,164,455.00	267,796.00	5,280.00	10,575.00	-	5,072.00	-	777.00	3,206.00	\$ 30,702.00	-	1,485,813.00
082	SAN ANDRES IXTLAHUACA	766,418.00	84,846.00	2,098.00	5,810.00	-	1,154.00	-	373.00	196.00	\$ -	-	360,695.00
093	SAN ANDRES LAGUNAS	123,044.00	36,903.00	1,146.00	3,318.00	-	530.00	-	208.00	74.00	\$ -	-	164,251.00
084	SAN ANDRES NUXEBO	239,841.00	91,945.00	2,112.00	6,143.00	-	1,091.00	-	378.00	153.00	\$ -	-	341,610.00
095	SAN ANDRES PAXTLAN	536,492.00	211,816.00	3,842.00	10,430.00	-	2,315.00	-	634.00	421.00	\$ 14,018.00	-	779,958.00
096	SAN ANDRES SHANTLA	200,902.00	30,017.00	1,794.00	3,694.00	-	864.00	-	197.00	155.00	\$ -	-	245,115.00
097	SAN ANDRES SOLAGA	743,791.00	93,126.00	1,950.00	5,446.00	-	1,065.00	-	336.00	176.00	\$ -	-	345,860.00
098	SAN ANDRES TECTITLAPAM	460,918.00	52,579.00	3,680.00	10,343.00	-	1,993.00	-	652.00	329.00	\$ -	-	530,494.00
099	SAN ANDRES TEPETLAPA	128,223.00	59,636.00	1,919.00	5,904.00	-	571.00	-	962.00	30.00	\$ -	-	196,775.00
100	SAN ANDRES YAA	115,979.00	49,830.00	1,652.00	5,061.00	-	515.00	-	309.00	39.00	\$ 13,006.00	-	186,305.00
101	SAN ANDRES ZABACHE	149,180.00	52,788.00	1,631.00	5,511.00	-	656.00	-	333.00	69.00	\$ -	-	210,364.00
102	SAN ANDRES ZAULTA	525,732.00	170,552.00	3,066.00	7,851.00	-	2,256.00	-	491.00	460.00	\$ -	-	660,408.00
103	SAN ANTONIO CASTILLO VELASCO	1,159,330.00	238,105.00	6,625.00	15,171.00	-	5,078.00	-	1,224.00	1,096.00	\$ -	-	1,418,577.00
104	SAN ANTONIO EL ALTO	438,900.00	99,792.00	3,150.00	9,237.00	-	1,875.00	-	621.00	306.00	\$ 252.00	-	554,103.00
105	SAN ANTONIO MONTE VERDE	726,681.00	61,279.00	4,680.00	12,877.00	-	3,128.00	-	792.00	595.00	\$ -	-	810,182.00
106	SAN ANTONIO ACUTLA	233,582.00	34,334.00	1,353.00	3,207.00	-	1,010.00	-	196.00	218.00	\$ 3,095.00	-	276,997.00
107	SAN ANTONIO DE LA CAL	2,259,870.00	357,668.00	10,812.00	27,987.00	-	9,606.00	-	1,314.00	2,020.00	\$ 60,077.00	-	2,729,864.00
108	SAN ANTONIO HUITEPEC	516,056.00	83,651.00	3,593.00	9,788.00	-	2,222.00	-	596.00	407.00	\$ -	-	616,315.00
109	SAN ANTONIO MANARUATIPAM	161,792.00	47,650.00	1,438.00	4,118.00	-	702.00	-	233.00	106.00	\$ 997.00	-	217,056.00
110	SAN ANTONIO SHICAHUA	291,250.00	52,870.00	2,401.00	6,796.00	-	1,201.00	-	402.00	204.00	\$ -	-	355,384.00
111	SAN ANTONIO TEPETLAPA	516,122.00	84,710.00	3,823.00	11,123.00	-	2,250.00	-	639.00	375.00	\$ -	-	629,042.00
112	SAN BALTAZAR CHICHICAPAM	490,209.00	178,929.00	9,449.00	16,504.00	-	2,138.00	-	1,080.00	229.00	\$ -	-	694,458.00
113	SAN BALTAZAR LOBOSHA	389,442.00	154,897.00	3,063.00	9,035.00	-	1,670.00	-	587.00	257.00	\$ -	-	558,651.00
114	SAN BALTAZAR YATZACHI EL BAJO	124,035.00	43,574.00	2,425.00	4,246.00	-	545.00	-	284.00	59.00	\$ 3,552.00	-	177,700.00
115	SAN BARTOLO COYOTEPEC	1,242,533.00	248,155.00	5,636.00	12,816.00	-	5,313.00	-	843.00	1,113.00	\$ -	-	1,616,509.00
116	SAN BARTOLOME AYAUTLA	453,194.00	60,383.00	3,519.00	9,800.00	-	1,959.00	-	603.00	333.00	\$ -	-	528,791.00
117	SAN BARTOLOME LOBOSHA	305,419.00	114,275.00	2,533.00	7,153.00	-	1,323.00	-	436.00	213.00	\$ 5,413.00	-	436,763.00
118	SAN BARTOLOME GUADAJANA	809,585.00	149,628.00	5,242.00	14,762.00	-	3,456.00	-	956.00	624.00	\$ 627.00	-	984,280.00
119	SAN BARTOLOME YUCUARE	124,571.00	44,889.00	1,498.00	4,413.00	-	551.00	-	279.00	58.00	\$ 7,376.00	-	183,635.00
120	SAN BARTOLOME ZOOGOCHO	133,491.00	58,696.00	1,593.00	4,733.00	-	584.00	-	290.00	62.00	\$ -	-	196,453.00

Clave de Municipio	Municipio	FONDO GENERAL DE PARTICIPACIONES	FONDO DE FOMENTO MUNICIPAL	FONDO DE IMPUESTOS ESPECIALES SOBRE PRODUCCION Y SERVICIOS	FONDO DE FISCALIZACION Y RECAUDACION	FONDO DE COMPENSACION	IMPUESTO SOBRE AUTOMOVILES NUEVOS	IMPUESTO A LAS VENTAS FINALES DE GASOLINAS Y DIESEL	FONDO DE COMPENSACION DEL IMPUESTO SOBRE AUTOMOVILES NUEVOS ISAN	ISR 136	ISR 3-B	Hélio carburos	TOTAL
152	SAN FRANCISCO TLAPACANGO	279,602.00	48,240.00	2,283.00	6,577.00	-	1,212.00	-	392.00	200.00	11,942.00	-	350,248.00
153	SAN GABRIEL MIXTEPEC	480,407.00	47,176.00	3,355.00	9,142.00	-	2,069.00	-	564.00	378.00	-	-	543,091.00
154	SAN ILDEFONSO AMATLÁN	376,374.00	104,538.00	2,555.00	8,291.00	-	1,828.00	-	520.00	272.00	-	-	494,576.00
155	SAN ILDEFONSO SOLA	197,881.00	63,929.00	1,914.00	5,387.00	-	822.00	-	341.00	108.00	-	-	260,562.00
156	SAN ILDEFONSO VILLA ALTA	581,366.00	110,247.00	3,493.00	9,010.00	-	2,256.00	-	589.00	438.00	-	-	665,244.00
157	SAN JACINTO AMILPAS	3,768,318.00	491,590.00	14,067.00	32,683.00	-	19,917.00	-	2,173.00	3,164.00	7,844.00	-	3,957,532.00
158	SAN JACINTO TLACOTEPEC	482,681.00	119,521.00	3,309.00	7,954.00	-	2,101.00	-	651.00	461.00	-	-	674,977.00
159	SAN JERONIMO COATLÁN	583,242.00	73,386.00	3,959.00	10,793.00	-	2,505.00	-	571.00	422.00	8,440.00	-	674,977.00
160	SAN JERONIMO SILACATÁN	247,477.00	71,522.00	2,020.00	5,985.00	-	1,062.00	-	359.00	160.00	19,076.00	-	347,631.00
161	SAN JERONIMO SOSOLA	319,147.00	53,051.00	3,679.00	7,564.00	-	1,383.00	-	463.00	222.00	-	-	384,509.00
162	SAN JERONIMO TAVICHE	248,067.00	42,706.00	2,027.00	5,774.00	-	1,072.00	-	348.00	172.00	15,592.00	-	315,756.00
163	SAN JERONIMO TECOATL	202,118.00	90,891.00	1,911.00	5,563.00	-	879.00	-	341.00	123.00	5,688.00	-	307,320.00
164	SAN JORGE MUCHITA	329,086.00	49,836.00	2,845.00	7,551.00	-	1,423.00	-	466.00	231.00	-	-	391,258.00
165	SAN JOSE AYUQUILLA	231,685.00	113,801.00	2,030.00	5,841.00	-	1,004.00	-	330.00	152.00	-	-	354,863.00
166	SAN JOSE CHILTEPEC	1,378,333.00	282,875.00	8,225.00	20,806.00	-	5,931.00	-	1,277.00	1,216.00	-	-	1,698,663.00
167	SAN JOSE DEL PENASCO	309,738.00	106,963.00	2,266.00	6,195.00	-	1,339.00	-	373.00	742.00	12,508.00	-	439,562.00
168	SAN JOSE ESTANCIA GRANDE	140,072.00	38,140.00	1,519.00	4,561.00	-	613.00	-	276.00	72.00	-	-	185,193.00
169	SAN JOSE INDEPENDENCIA	458,731.00	92,530.00	3,720.00	10,435.00	-	1,945.00	-	638.00	377.00	-	-	548,367.00
170	SAN JOSE LACHIGUARI	482,246.00	98,214.00	3,835.00	11,815.00	-	2,051.00	-	437.00	297.00	10,344.00	-	604,501.00
171	SAN JOSE TENANGO	1,913,780.00	237,580.00	12,158.00	32,073.00	-	8,216.00	-	1,946.00	1,604.00	-	-	2,208,427.00
172	SAN JUAN ACHIUTLA	86,097.00	27,125.00	802.00	2,262.00	-	379.00	-	139.00	57.00	-	-	117,661.00
173	SAN JUAN ATEPEC	240,821.00	73,375.00	3,718.00	5,115.00	-	1,037.00	-	312.00	176.00	6,426.00	-	327,280.00
174	SAN JUAN TRUJANO	634,445.00	139,371.00	3,118.00	7,356.00	-	2,716.00	-	443.00	605.00	12,291.00	-	800,343.00
175	SAN JUAN BAUTISTA ATATLHUCA	200,942.00	59,659.00	2,007.00	5,897.00	-	874.00	-	369.00	114.00	2,177.00	-	272,078.00
176	SAN JUAN BAUTISTA COCATLÁN	397,032.00	91,036.00	3,476.00	10,055.00	-	1,733.00	-	639.00	256.00	-	-	504,208.00
177	SAN JUAN BAUTISTA CUKATLÁN	1,301,191.00	199,296.00	7,460.00	18,278.00	-	5,604.00	-	1,172.00	1,184.00	-	-	1,528,185.00
178	SAN JUAN BAUTISTA GUELAGUACHE	636,136.00	87,918.00	3,537.00	9,511.00	-	2,721.00	-	580.00	550.00	-	-	736,027.00
179	SAN JUAN BAUTISTA JAYACATLÁN	258,224.00	84,215.00	2,168.00	6,053.00	-	1,121.00	-	378.00	182.00	6,130.00	-	358,473.00

Clave de Municipio	Municipio	FONDO GENERAL DE PARTICIPACIONES	FONDO DE FOMENTO MUNICIPAL	FONDO DE IMPUESTOS ESPECIALES SOBRE PRODUCCION Y SERVICIOS	FONDO DE FISCALIZACION Y RECAUDACION	FONDO DE COMPENSACION	IMPUESTO SOBRE AUTOMOVILES NUEVOS	IMPUESTO A LAS VENTAS FINALES DE GASOLINAS Y DIESEL	FONDO DE COMPENSACION DEL IMPUESTO SOBRE AUTOMOVILES NUEVOS ISAN	ISR 124	ISR 3-8	Heterochurns	TOTAL
180	SAN JUAN BAUTISTA LO DE SOTO	278,118.00	72,255.00	2,284.00	6,420.00	-	1,204.00	-	394.00	197.00 \$	-	-	360,872.00
181	SAN JUAN BAUTISTA SUCHITEPEC	122,652.00	43,887.00	1,372.00	3,964.00	-	536.00	-	247.00	63.00 \$	6,143.00	-	178,820.00
182	SAN JUAN BAUTISTA TLACCOATZINTITEPEC	483,218.00	49,493.00	2,872.00	6,748.00	-	2,086.00	-	408.00	447.00 \$	-	-	545,212.00
183	SAN JUAN BAUTISTA TLACHICHILCO	222,636.00	80,945.00	2,091.00	5,851.00	-	967.00	-	350.00	142.00 \$	5,774.00	-	318,706.00
184	SAN JUAN BAUTISTA TUXTEPEC	38,530,363.00	8,104,968.00	185,495.00	474,762.00	-	162,869.00	-	27,189.00	34,766.00 \$	130,719.00	243,970.00	47,695,093.00
185	SAN JUAN CACAHUATEPEC	902,267.00	146,547.00	5,707.00	15,031.00	-	3,879.00	-	928.00	757.00 \$	-	-	1,075,116.00
186	SAN JUAN CENEGUALA	127,554.00	58,879.00	1,641.00	4,975.00	-	567.00	-	305.00	48.00 \$	-	-	193,964.00
187	SAN JUAN COATZACOPEC	244,228.00	49,847.00	2,363.00	7,006.00	-	1,060.00	-	433.00	140.00 \$	-	-	305,072.00
188	SAN JUAN COLORADO	1,006,099.00	70,057.00	6,061.00	15,859.00	-	4,372.00	-	866.00	870.00 \$	-	-	2,104,034.00
189	SAN JUAN COMALTEPEC	471,633.00	81,436.00	2,834.00	7,007.00	-	2,035.00	-	431.00	434.00 \$	22,114.00	-	507,927.00
190	SAN JUAN COTEZACON	2,296,134.00	162,655.00	14,179.00	36,311.00	-	10,286.00	-	2,131.00	2,090.00 \$	-	258,964.00	2,882,900.00
191	SAN JUAN CHICHONZUCUIL	66,143.00	27,495.00	805.00	2,374.00	-	301.00	-	153.00	37.00 \$	-	-	99,303.00
192	SAN JUAN CHILATECA	304,307.00	88,662.00	1,989.00	5,351.00	-	1,314.00	-	333.00	237.00 \$	-	-	401,013.00
193	SAN JUAN DEL ESTADO	601,723.00	110,716.00	2,036.00	5,973.00	-	2,597.00	-	372.00	612.00 \$	-	-	728,924.00
194	SAN JUAN DEL RIO	289,747.00	74,587.00	2,201.00	6,403.00	-	1,243.00	-	445.00	198.00 \$	7,135.00	-	381,980.00
195	SAN JUAN DZUL	275,944.00	78,009.00	2,502.00	7,287.00	-	1,197.00	-	497.00	170.00 \$	-	-	365,908.00
196	SAN JUAN EVANGELISTA ANAHOLO	289,317.00	40,303.00	1,649.00	3,755.00	-	1,254.00	-	225.00	279.00 \$	1,606.00	-	338,388.00
197	SAN JUAN GUADAJARA	688,693.00	159,615.00	4,186.00	10,938.00	-	2,867.00	-	684.00	589.00 \$	54,727.00	-	923,404.00
198	SAN JUAN GUICHICVI	3,402,347.00	1,006,796.00	18,645.00	47,028.00	-	14,375.00	-	2,806.00	1,081.00 \$	1,254,326.00	-	5,750,516.00
199	SAN JUAN IHUALTEPEC	116,194.00	42,538.00	1,506.00	4,609.00	-	512.00	-	260.00	41.00 \$	-	-	165,680.00
200	SAN JUAN IZCUARLA	411,590.00	57,662.00	3,347.00	9,477.00	-	1,790.00	-	584.00	289.00 \$	-	-	484,739.00
201	MEXES SAN JUAN JUQUILA VIANOS	743,256.00	37,977.00	2,057.00	5,791.00	-	1,055.00	-	355.00	189.00 \$	4,067.00	-	794,727.00
202	SAN JUAN IACHAO	534,179.00	188,689.00	3,779.00	10,259.00	-	2,798.00	-	616.00	417.00 \$	10,239.00	-	750,356.00
203	SAN JUAN LACHIGALLA	391,115.00	63,009.00	3,269.00	9,215.00	-	1,695.00	-	571.00	772.00 \$	-	-	469,158.00
204	SAN JUAN LAJARCIA	120,826.00	35,133.00	1,376.00	3,475.00	-	525.00	-	209.00	70.00 \$	-	-	164,414.00
205	SAN JUAN LALANA	1,890,153.00	686,118.00	11,818.00	31,379.00	-	9,129.00	-	1,900.00	1,985.00 \$	-	41,791.00	2,662,973.00
206	SAN JUAN DE LOS RIOS	271,316.00	95,048.00	2,118.00	5,847.00	-	1,375.00	-	381.00	200.00 \$	3,666.00	-	339,763.00
207	SAN JUAN MAZATLAN	2,266,147.00	197,875.00	12,608.00	31,815.00	-	9,726.00	-	1,970.00	2,048.00 \$	-	34,645.00	2,556,432.00

Clave de Municipio	Municipio	FONDO GENERAL DE PARTICIPACIONES	FONDO DE FOMENTO MUNICIPAL	FONDO DE IMPUESTOS ESPECIALES SOBRE PRODUCCION Y SERVICIOS	FONDO DE FISCALIZACION Y RECAUDACION	FONDO DE COMPENSACION	IMPUESTO SOBRE AUTOMOVILES RILVEOS	IMPUESTO A LAS VENTAS FINALES DE GASOLINA Y DIESEL	FONDO DE COMPENSACION DEL IMPUESTO SOBRE AUTOMOVILES NUEVEVE OCHO	ISR 126	ISR 3-B	Hidrocarburos	TOTAL
208	SAN JUAN MIXTEPEC - DTO. 08	750,879.00	251,151.00	5,813.00	16,358.00	-	3,241.00	-	1,009.00	544.00 \$	-	-	1,029,050.00
209	SAN JUAN MIXTEPEC - DTO. 26	153,176.00	68,598.00	1,916.00	5,834.00	-	672.00	-	360.00	59.00 \$	3,430.00	-	234,046.00
210	SAN JUAN RUMI	673,727.00	61,881.00	4,831.00	13,666.00	-	2,689.00	-	843.00	448.00 \$	-	-	708,085.00
211	SAN JUAN OZOLOTEPEC	364,445.00	67,062.00	2,844.00	8,074.00	-	1,572.00	-	488.00	282.00 \$	-	-	444,717.00
212	SAN JUAN PTLAPA	368,630.00	54,353.00	3,092.00	8,686.00	-	1,599.00	-	315.00	258.00 \$	-	-	437,154.00
213	SAN JUAN QUARHE	713,619.00	140,264.00	3,990.00	10,186.00	-	3,054.00	-	589.00	633.00 \$	15,022.00	-	886,757.00
214	SAN JUAN QUOTEPEC	275,567.00	49,935.00	2,461.00	7,115.00	-	1,194.00	-	445.00	176.00 \$	-	-	336,093.00
215	SAN JUAN SAYULTEPEC	165,347.00	57,516.00	1,246.00	3,590.00	-	722.00	-	291.00	119.00 \$	-	-	228,711.00
216	SAN JUAN TABAA	199,795.00	77,598.00	2,015.00	6,008.00	-	870.00	-	363.00	110.00 \$	-	-	286,769.00
217	SAN JUAN TAMAZOLA	402,274.00	59,074.00	3,433.00	9,941.00	-	1,790.00	-	697.00	263.00 \$	-	-	477,311.00
218	SAN JUAN TETLA	119,482.00	50,253.00	1,531.00	4,746.00	-	576.00	-	290.00	42.00 \$	-	-	176,892.00
219	SAN JUAN TETIPAC	340,879.00	74,871.00	3,015.00	8,609.00	-	1,482.00	-	540.00	226.00 \$	30,190.00	-	459,876.00
220	SAN JUAN TEPEOSILA	385,088.00	95,483.00	3,045.00	8,521.00	-	1,666.00	-	535.00	279.00 \$	-	-	494,596.00
221	SAN JUAN TEPOSICUILA	196,629.00	53,299.00	1,639.00	4,634.00	-	851.00	-	282.00	137.00 \$	2,452.00	-	259,923.00
222	SAN JUAN YACE	212,748.00	72,496.00	1,872.00	5,373.00	-	923.00	-	327.00	140.00 \$	-	-	293,279.00
223	SAN JUAN YATZONA	106,381.00	69,202.00	1,368.00	4,190.00	-	467.00	-	255.00	36.00 \$	5,761.00	-	187,662.00
224	SAN JUAN YUCITA	97,677.00	38,053.00	1,073.00	3,184.00	-	427.00	-	195.00	69.00 \$	-	-	140,662.00
225	SAN LORENZO ALBARRADAS	599,461.00	62,250.00	4,410.00	12,208.00	-	2,585.00	-	753.00	654.00 \$	-	-	682,121.00
226	SAN LORENZO ALBARRADAS	360,937.00	123,350.00	2,434.00	6,602.00	-	1,552.00	-	392.00	289.00 \$	-	-	499,557.00
227	SAN LORENZO CACAOTEPEC	2,759,993.00	469,161.00	11,108.00	22,867.00	-	11,796.00	-	1,472.00	2,833.00 \$	-	-	3,279,315.00
228	SAN LORENZO CUAUHCUATITLA	150,390.00	55,850.00	1,991.00	5,992.00	-	698.00	-	166.00	64.00 \$	-	-	223,451.00
229	SAN LORENZO TEMELUCAN	959,510.00	281,976.00	5,669.00	14,187.00	-	4,131.00	-	871.00	857.00 \$	-	-	1,217,171.00
230	SAN LORENZO VICTORIA	211,856.00	53,204.00	1,571.00	4,216.00	-	916.00	-	292.00	164.00 \$	-	-	272,220.00
231	SAN LUCAS CAMOTLAN	388,412.00	55,039.00	2,493.00	7,850.00	-	1,880.00	-	495.00	300.00 \$	-	-	456,069.00
232	SAN LUCAS OJITLAN	2,694,786.00	877,188.00	16,031.00	43,847.00	-	10,866.00	-	2,624.00	2,008.00 \$	981,762.00	-	4,378,912.00
233	SAN LUCAS QUAYANI	390,828.00	148,319.00	2,745.00	7,664.00	-	1,678.00	-	430.00	300.00 \$	-	-	551,954.00
234	SAN LUCAS ZOOQUIRAM	753,051.00	68,426.00	5,369.00	14,739.00	-	3,244.00	-	910.00	583.00 \$	-	-	846,332.00
235	SAN LUIS AMATLAN	462,518.00	170,482.00	3,799.00	10,788.00	-	2,001.00	-	652.00	322.00 \$	32,693.00	-	683,354.00
236	SAN MARCIAL OZOLOTEPEC	213,300.00	114,586.00	2,318.00	7,008.00	-	971.00	-	454.00	113.00 \$	-	-	348,760.00
237	SAN MARCOS ARTEAGA	286,919.00	72,687.00	2,278.00	6,100.00	-	1,207.00	-	392.00	218.00 \$	-	-	369,901.00

Código de Municipio	Municipio	FONDO GENERAL DE PARTICIPACIONES	FONDO DE FOMENTO MUNICIPAL	FONDO DE IMPUESTOS ESPECIALES SOBRE PRODUCCION Y SERVICIOS	FONDO DE FISCALIZACION Y RECAUDACION	FONDO DE COMPENSACION	IMPUESTO SOBRE AUTOMOVILES NUEVOS	IMPUESTO A LAS VENTAS FINALES DE GASOLINAS Y DIESEL	FONDO DE COMPENSACION DEL IMPUESTO SOBRE AUTOMOVILES NUEVOS ISAR	ISR 126	ISR 3-B	Hidrocarburos	TOTAL
238	SAN MARTIN DE LOS CAÑESES	182,976.00	73,807.00	1,572.00	5,614.00	-	801.00	-	344.00	102.00	\$	-	264,786.00
239	SAN MARTIN HUAMELUPAM	195,533.00	54,751.00	1,480.00	4,055.00	-	846.00	-	267.00	148.00	\$	-	257,875.00
240	SAN MARTIN TUNUNZGO	216,394.00	55,297.00	2,771.00	7,883.00	-	1,374.00	-	483.00	212.00	\$	5,703.00	300,117.00
241	SAN MARTIN LA CHILA	236,173.00	66,065.00	1,823.00	5,016.00	-	1,022.00	-	308.00	177.00	\$	85.00	319,867.00
242	SAN MARTIN PERAS	1,243,953.00	80,243.00	8,145.00	21,804.00	-	5,349.00	-	1,333.00	1,018.00	\$	-	1,361,844.00
243	SAN MARTIN TILCAJETE	393,744.00	108,431.00	2,871.00	7,569.00	-	1,702.00	-	497.00	312.00	\$	20,908.00	535,984.00
244	SAN MARTIN TOSPALASE	407,782.00	98,696.00	2,853.00	7,716.00	-	1,758.00	-	475.00	324.00	\$	-	519,604.00
245	SAN MARTIN ZACATEPEC	169,818.00	35,168.00	1,640.00	4,763.00	-	740.00	-	292.00	102.00	\$	-	212,523.00
246	SAN MATEO CAÑONOS	115,153.00	40,600.00	1,130.00	4,305.00	-	507.00	-	263.00	47.00	\$	-	162,305.00
247	CAPULAPAM DE BIENDEZ	270,516.00	63,907.00	1,826.00	6,335.00	-	1,135.00	-	305.00	161.00	\$	-	344,686.00
248	SAN MATEO DEL MAR	1,471,353.00	168,390.00	8,476.00	21,788.00	-	6,307.00	-	1,135.00	1,288.00	\$	-	1,678,938.00
249	SAN MATEO VOLCOCOTILAN	418,683.00	120,316.00	2,953.00	7,073.00	-	1,811.00	-	496.00	333.00	\$	-	562,587.00
250	SAN MATEO ETLATONCO	383,570.00	68,628.00	2,451.00	6,954.00	-	1,676.00	-	397.00	308.00	\$	-	470,984.00
251	SAN MATEO NEJAPAM	283,766.00	61,218.00	2,145.00	6,394.00	-	848.00	-	396.00	96.00	\$	-	364,863.00
252	SAN MATEO PERASCO	273,809.00	49,846.00	2,332.00	6,658.00	-	1,289.00	-	408.00	187.00	\$	-	334,450.00
253	SAN MATEO PIÑAS	292,408.00	95,448.00	2,984.00	8,771.00	-	1,276.00	-	537.00	164.00	\$	80,133.00	481,711.00
254	SAN MATEO RIO HONDO	436,043.00	94,613.00	3,329.00	9,227.00	-	1,884.00	-	562.00	324.00	\$	-	546,020.00
255	SAN MATEO SINDHUJI	251,971.00	46,946.00	2,273.00	6,746.00	-	1,088.00	-	409.00	152.00	\$	-	309,565.00
256	SAN MATEO TLAPATEPEC	102,753.00	40,745.00	1,290.00	3,781.00	-	449.00	-	211.00	41.00	\$	-	149,230.00
257	SAN MIGUEL BETAZA	169,252.00	61,782.00	1,908.00	5,644.00	-	743.00	-	399.00	83.00	\$	-	299,792.00
258	SAN MIGUEL AZHUITLA	184,281.00	49,803.00	1,564.00	4,377.00	-	601.00	-	273.00	129.00	\$	6,662.00	247,990.00
259	SAN MIGUEL AHUEHUETILAN	310,041.00	132,586.00	2,818.00	8,294.00	-	1,341.00	-	506.00	189.00	\$	-	455,771.00
260	SAN MIGUEL ALDOPAM	273,258.00	72,321.00	2,334.00	6,658.00	-	1,184.00	-	412.00	184.00	\$	-	356,351.00
261	SAN MIGUEL AMATITLAN	752,490.00	402,333.00	5,042.00	13,547.00	-	3,238.00	-	836.00	698.00	\$	26,392.00	1,204,487.00
262	SAN MIGUEL AMATLAN	151,993.00	46,457.00	1,585.00	3,844.00	-	663.00	-	253.00	101.00	\$	7,063.00	211,741.00
263	SAN MIGUEL COATLAN	433,308.00	118,827.00	3,282.00	9,436.00	-	1,861.00	-	561.00	308.00	\$	38,538.00	606,116.00
264	SAN MIGUEL CHICAHUA	269,471.00	87,776.00	2,474.00	7,216.00	-	1,169.00	-	439.00	167.00	\$	7,227.00	375,939.00
265	SAN MIGUEL CHIMALAPA	979,451.00	60,506.00	5,665.00	13,923.00	-	4,219.00	-	850.00	890.00	\$	-	1,065,503.00
266	SAN MIGUEL DEL PUERTO	930,111.00	779,960.00	5,944.00	16,198.00	-	3,984.00	-	562.00	753.00	\$	63,234.00	1,901,146.00
267	SAN MIGUEL DEL RIO	77,697.00	37,159.00	1,100.00	3,368.00	-	344.00	-	208.00	22.00	\$	-	119,898.00

Clave de Municipio	Municipio	FONDO GENERAL DE PARTICIPACIONES	FONDO DE FOMENTO MUNICIPAL	FONDO DE IMPUESTOS ESPECIALES SOBRE PRODUCCION Y SERVICIOS	FONDO DE FISCALIZACION Y RECAUDACION	FONDO DE COMPENSACION	IMPUESTO SOBRE AUTOMOVILES NUEVOS	IMPUESTO A LAS VENTAS FINALES DE GASOLINAS Y DIESEL	FONDO DE COMPENSACION DEL IMPUESTO SOBRE AUTOMOVILES NUEVOS ISAN	ISR 316	ISR 3-B	Microcarburos	TOTAL
268	SAN MIGUEL EAUTLA	229,728.00	65,917.00	1,744.00	4,730.00	-	995.00	-	289.00	177.00	10,630.00	-	314,210.00
269	SAN MIGUEL EL GRANDE	555,947.00	279,830.00	4,484.00	13,560.00	-	3,377.00	-	797.00	349.00	-	-	857,324.00
270	SAN MIGUEL HUALTULA	276,145.00	86,877.00	2,171.00	5,772.00	-	3,203.00	-	399.00	214.00	-	-	372,781.00
271	SAN MIGUEL MIXTEPEC	348,306.00	48,583.00	2,717.00	7,606.00	-	1,504.00	-	489.00	151.00	-	-	409,438.00
272	SAN MIGUEL PANIXTLAHUACA	737,803.00	197,205.00	4,358.00	13,074.00	-	3,127.00	-	722.00	638.00	-	-	855,057.00
273	SAN MIGUEL PEÑAS	405,352.00	76,503.00	3,114.00	8,718.00	-	1,749.00	-	300.00	297.00	-	-	496,273.00
274	SAN MIGUEL PIEDRAS	244,775.00	56,587.00	2,183.00	6,048.00	-	1,070.00	-	408.00	169.00	-	-	311,220.00
275	SAN MIGUEL QUIETZAJITPEC	724,139.00	65,297.00	4,805.00	12,895.00	-	3,116.00	-	810.00	588.00	-	-	811,651.00
276	SAN MIGUEL SANTIAGO FLOR	159,575.00	72,712.00	2,084.00	6,416.00	-	701.00	-	389.00	53.00	-	-	241,930.00
277	VILLA SOLA DE VEGA	1,378,406.00	384,840.00	10,417.00	28,813.00	-	6,560.00	-	1,774.00	1,189.00	-	-	1,962,002.00
278	SAN MIGUEL SOYALTEPEC	3,884,482.00	1,499,704.00	22,574.00	58,074.00	-	37,985.00	-	3,658.00	3,493.00	-	39,547.00	5,628,277.00
279	SAN MIGUEL SUCHITEPEC	352,821.00	107,574.00	2,741.00	7,718.00	-	1,522.00	-	472.00	255.00	-	-	473,103.00
280	VILLA TALEA DE CASTRO	260,355.00	113,304.00	2,891.00	7,964.00	-	1,511.00	-	489.00	246.00	9,791.00	-	486,362.00
281	SAN MIGUEL TECOMATLAN	123,107.00	39,457.00	1,123.00	3,417.00	-	579.00	-	193.00	70.00	-	-	166,898.00
282	SAN MIGUEL TENANGO	124,823.00	34,726.00	1,478.00	4,511.00	-	543.00	-	272.00	51.00	-	-	185,604.00
283	SAN MIGUEL TEQUITEPEC	883,572.00	76,150.00	2,163.00	5,082.00	-	1,576.00	-	324.00	340.00	11,825.00	-	461,032.00
284	SAN MIGUEL TILQUIAPAN	505,961.08	274,498.00	5,605.00	16,597.00	-	2,218.00	-	1,019.00	256.00	-	-	756,154.00
285	SAN MIGUEL TLACAMAAMA	415,605.00	173,146.00	2,961.00	8,158.00	-	1,790.00	-	490.00	321.00	-	-	607,687.00
286	SAN MIGUEL TLACOTEPEC	447,387.00	134,132.00	3,677.00	10,140.00	-	1,937.00	-	660.00	314.00	-	-	598,235.00
287	SAN MIGUEL TULAHUANGO	362,033.00	35,906.00	1,389.00	3,895.00	-	710.00	-	257.00	131.00	-	-	204,101.00
288	SAN MIGUEL YOTAO	119,394.00	62,808.00	1,512.00	4,572.00	-	526.00	-	279.00	47.00	-	-	189,138.00
289	SAN NICOLAS	176,902.00	49,434.00	1,890.00	5,569.00	-	773.00	-	341.00	94.00	-	-	234,983.00
290	SAN NICOLAS HIDALGO	344,040.00	39,333.00	1,426.00	4,249.00	-	835.00	-	254.00	80.00	-	-	390,027.00
291	SAN PABLO COATLAN	453,529.00	109,570.00	3,406.00	9,432.00	-	1,958.00	-	580.00	340.00	-	-	578,815.00
292	SAN PABLO CUATRO VENADOS	206,632.00	81,777.00	2,036.00	5,908.00	-	901.00	-	361.00	123.00	6,656.00	-	304,384.00
293	SAN PABLO ETLA	3,009,694.00	512,480.00	12,363.00	27,002.00	-	12,833.00	-	3,895.00	3,013.00	-	-	3,579,164.00
294	SAN PABLO HUITZO	926,847.00	198,344.00	4,695.00	11,377.00	-	3,966.00	-	661.00	867.00	62,656.00	-	1,209,413.00
295	SAN PABLO HUITEPEC	1,406,799.00	367,258.00	8,062.00	21,652.00	-	6,001.00	-	1,394.00	1,187.00	-	-	1,817,848.00
296	SAN PABLO MACULITANGUIS	352,618.00	66,646.00	1,900.00	4,384.00	-	666.00	-	274.00	80.00	-	-	246,174.00
297	SAN PABLO TILAHUATEPEC	378,570.00	126,288.00	2,600.00	6,756.00	-	1,639.00	-	425.00	316.00	2,710.00	-	519,304.00

Clave de Municipio	Municipio	FONDO GENERAL DE PARTICIPACIONES	FONDO DE FOMENTO MUNICIPAL	FONDO DE IMPUESTOS ESPECIALES SOBRE PRODUCCION Y SERVICIOS	FONDO DE FISCALIZACION Y RECAUDACION	FONDO DE COMPENSACION	IMPUESTO SOBRE AUTOMOVILES NUEVOS	IMPUESTO A LAS VENTAS FINALES DE GASOLINAS Y DIESEL	FONDO DE COMPENSACION DEL IMPUESTO SOBRE AUTOMOVILES NUEVOS ISAN	ISR 126	ISR 3-6	Hidrocarburos	TOTAL
298	SAN PABLO VILLA DE MITLA	1,907,389.00	323,203.00	9,379.00	23,088.00	-	7,737.00	-	1,439.00	1,664.00	-	-	2,173,869.00
299	SAN PABLO YAGANZA	586,394.00	48,838.00	2,795.00	5,684.00	-	2,533.00	-	344.00	907.00	-	-	647,185.00
300	SAN PEDRO AMATIGOS	683,250.00	95,966.00	4,222.00	11,254.00	-	2,929.00	-	699.00	570.00	24,504.00	-	873,394.00
301	SAN PEDRO APOSTOL	368,699.00	136,664.00	3,743.00	11,218.00	-	1,602.00	-	703.00	196.00	14,554.00	-	537,375.00
302	SAN PEDRO ATYAC	501,402.00	65,688.00	3,793.00	10,851.00	-	2,146.00	-	624.00	353.00	-	-	504,767.00
303	SAN PEDRO CALONOS	148,041.00	34,138.00	1,457.00	4,295.00	-	644.00	-	267.00	85.00	-	-	188,917.00
304	SAN PEDRO COMALTEPEC	150,909.00	49,657.00	1,569.00	4,572.00	-	661.00	-	278.00	85.00	1,288.00	-	209,028.00
305	SAN PEDRO CANTERES	643,402.00	187,507.00	3,277.00	8,086.00	-	2,749.00	-	456.00	595.00	-	-	846,077.00
306	SAN PEDRO EL ALTO	473,089.00	91,264.00	3,277.00	9,705.00	-	2,049.00	-	594.00	359.00	-	-	580,581.00
307	SAN PEDRO HUAMELULA	1,088,164.00	64,485.00	6,356.00	16,109.00	-	4,675.00	-	994.00	962.00	-	-	1,181,738.00
308	SAN PEDRO HUATEPEC	514,119.00	181,272.00	3,025.00	8,179.00	-	2,194.00	-	461.00	430.00	18,957.00	-	728,637.00
309	SAN PEDRO IXCATAN	1,115,366.00	190,243.00	7,687.00	20,894.00	-	4,802.00	-	1,317.00	882.00	-	-	1,341,191.00
310	SAN PEDRO IXTLAHUACA	1,487,259.00	437,444.00	5,848.00	11,445.00	-	6,407.00	-	671.00	1,574.00	-	-	1,980,648.00
311	SAN PEDRO IXTLATEONGO	147,983.00	57,175.00	1,718.00	5,196.00	-	648.00	-	315.00	66.00	-	-	213,101.00
312	SAN PEDRO JICAYAN	1,124,051.00	88,649.00	7,085.00	18,829.00	-	4,826.00	-	1,162.00	936.00	29,877.00	-	1,275,415.00
313	SAN PEDRO JOCOTIPAC	153,810.00	52,701.00	1,903.00	5,774.00	-	677.00	-	351.00	64.00	-	-	215,230.00
314	SAN PEDRO MICHATEPEC	285,426.00	64,784.00	2,079.00	5,915.00	-	1,226.00	-	406.00	207.00	11,435.00	-	371,477.00
315	SAN PEDRO MARTIR QUIECHANA	259,209.00	94,332.00	2,360.00	6,854.00	-	1,124.00	-	420.00	162.00	-	-	364,071.00
316	SAN PEDRO MARTIR QUIECHANA	166,716.00	66,425.00	2,003.00	5,846.00	-	735.00	-	442.00	74.00	3,791.00	-	245,072.00
317	SAN PEDRO MARTIR YUCUKAAC	243,490.00	71,089.00	2,092.00	5,978.00	-	1,055.00	-	379.00	163.00	-	-	325,246.00
318	SAN PEDRO MARTINEPEC - DTO. 22	14,706,534.00	1,321,816.00	53,004.00	97,299.00	-	63,104.00	-	6,623.00	15,632.00	-	-	16,266,022.00
319	SAN PEDRO MIXTEPEC - DTO. 26	126,258.00	24,797.00	1,179.00	3,418.00	-	549.00	-	212.00	78.00	10,963.00	-	167,444.00
320	SAN PEDRO MOJUNOS	111,431.00	26,878.00	1,158.00	3,391.00	-	487.00	-	207.00	62.00	-	-	143,614.00
321	SAN PEDRO NOPALA	149,613.00	38,057.00	1,519.00	4,576.00	-	652.00	-	285.00	80.00	-	-	194,902.00
322	SAN PEDRO OCOPEATELLO	155,202.00	56,086.00	1,953.00	5,902.00	-	684.00	-	362.00	61.00	-	-	220,250.00
323	SAN PEDRO OCOPEPEC	314,209.00	44,937.00	2,482.00	6,901.00	-	1,940.00	-	407.00	251.00	-	-	390,627.00
324	SAN PEDRO POLIHUILA	6,619,222.00	980,036.00	28,582.00	66,094.00	-	28,251.00	-	4,137.00	6,415.00	1,127,510.00	-	8,860,147.00
325	SAN PEDRO QUIATONI	1,131,999.00	195,318.00	6,951.00	18,856.00	-	4,841.00	-	1,125.00	931.00	-	-	1,360,031.00

Clave de Municipio	Municipio	FONDO GENERAL DE PARTICIPACIONES	FONDO DE FOMENTO MUNICIPAL	FONDO DE IMPUESTOS ESPECIALES SOBRE PRODUCCION Y SERVICIOS	FONDO DE FISCALIZACION Y RECAUDACION	FONDO DE COMPENSACION	IMPUESTO SOBRE AUTOMOVILES NUEVOS	IMPUESTO A LAS VENTAS PARA LAS DE GASOLINAS Y DIESEL	FONDO DE COMPENSACION DEL IMPUESTO SOBRE AUTOMOVILES NUEVOS EN BAN	ISR 126	ISR 3-B	Hidrocarburos	TOTAL
326	SAN PEDRO SOCHIMAM	606,459.00	280,001.00	4,521.00	12,818.00	-	2,609.00	-	792.00	442.00 \$	-	-	908,042.00
327	SAN PEDRO TAPANATEPEC	2,520,296.00	717,950.00	19,360.00	56,504.00	-	10,808.00	-	3,408.00	1,732.00 \$	-	-	3,330,058.00
328	SAN PEDRO TAVICHE	183,315.00	41,064.00	1,733.00	4,976.00	-	799.00	-	305.00	115.00 \$	2,534.00	-	234,851.00
329	SAN PEDRO TEZACALCO	201,081.00	55,028.00	1,915.00	5,638.00	-	878.00	-	346.00	121.00 \$	13,067.00	-	277,914.00
330	SAN PEDRO TETULA	455,357.00	108,002.00	3,430.00	9,508.00	-	1,966.00	-	584.00	341.00 \$	-	-	579,190.00
331	SAN PEDRO TIDAA	451,174.00	69,520.00	2,411.00	6,189.00	-	1,766.00	-	346.00	363.00 \$	-	-	491,719.00
332	SAN PEDRO TOPILTEPEC	76,372.00	27,960.00	962.00	2,897.00	-	344.00	-	179.00	33.00 \$	-	-	110,692.00
333	SAN PEDRO TOTOLAPAM	588,142.00	74,880.00	2,955.00	6,779.00	-	2,328.00	-	488.00	565.00 \$	-	-	676,337.00
334	VILLA DE TUTUTEPEC DE MELCHOR DOMINGO	5,139,874.00	1,072,744.00	26,488.00	65,267.00	-	21,983.00	-	3,897.00	4,738.00 \$	-	-	6,334,986.00
335	SAN PEDRO YANERI	160,922.00	50,514.00	1,920.00	5,763.00	-	707.00	-	353.00	71.00 \$	-	-	220,260.00
336	SAN PEDRO YOLIX	316,749.00	97,897.00	2,966.00	8,739.00	-	1,455.00	-	549.00	209.00 \$	-	-	448,564.00
337	SAN PEDRO Y SAN PABLO AYUTLA	741,223.00	101,444.00	4,648.00	12,738.00	-	3,170.00	-	744.00	600.00 \$	3,663.00	-	870,826.00
338	VILLA DE ETILA	1,574,995.00	604,473.00	7,049.00	16,459.00	-	6,714.00	-	900.00	1,525.00 \$	-	-	2,012,116.00
339	SAN PEDRO Y SAN PABLO TEPOSOLULA	617,608.00	161,969.00	3,347.00	11,204.00	-	2,610.00	-	600.00	351.00 \$	-	-	797,936.00
340	SAN PEDRO Y SAN PABLO TEQUILTEPEC	229,218.00	37,765.00	2,123.00	6,177.00	-	971.00	-	385.00	135.00 \$	-	-	270,774.00
341	SAN PEDRO TUCUMANAMA	103,250.00	36,016.00	1,277.00	3,930.00	-	453.00	-	293.00	36.00 \$	142.00	-	145,397.00
342	SAN RAFAEL	777,334.00	164,559.00	4,142.00	13,334.00	-	3,235.00	-	552.00	567.00 \$	-	-	963,725.00
343	SAN SEBASTIAN ABAZOLO	318,802.00	101,288.00	2,485.00	6,876.00	-	1,420.00	-	432.00	245.00 \$	-	-	442,524.00
344	SAN SEBASTIAN COATLÁN	354,755.00	158,345.00	2,759.00	7,828.00	-	1,526.00	-	498.00	287.00 \$	-	-	525,959.00
345	SAN SEBASTIAN IXCAPA	444,122.00	92,402.00	3,273.00	9,163.00	-	1,913.00	-	552.00	332.00 \$	-	-	552,257.00
346	SAN SEBASTIAN MECANAHUITA	281,087.00	66,313.00	2,100.00	6,158.00	-	1,243.00	-	362.00	208.00 \$	-	-	367,438.00
347	HONDO SAN SEBASTIAN RIO	419,607.00	54,170.00	3,082.00	8,429.00	-	1,811.00	-	518.00	323.00 \$	-	-	487,940.00
348	SAN SEBASTIAN TECOMAXTLAHUAC A	994,764.00	281,845.00	6,561.00	19,278.00	-	4,275.00	-	1,148.00	768.00 \$	-	-	1,309,039.00
349	SAN SEBASTIAN TOTIPAC	243,743.00	43,565.00	2,125.00	6,028.00	-	1,079.00	-	369.00	170.00 \$	-	-	302,079.00
350	SAN SEBASTIAN TUTULA	2,736,657.00	569,997.00	14,089.00	35,422.00	-	11,688.00	-	2,868.00	2,476.00 \$	121,654.00	-	3,495,349.00
351	SAN SIMON ALMOLONGAS	377,660.00	74,076.00	2,780.00	7,519.00	-	1,634.00	-	458.00	295.00 \$	-	-	464,622.00
352	SAN SIMON ZAHUATLAN	473,537.00	99,358.00	3,267.00	8,714.00	-	2,044.00	-	537.00	381.00 \$	-	-	572,625.00
353	SANTA ANA	301,304.00	168,306.00	2,355.00	6,581.00	-	1,301.00	-	407.00	219.00 \$	-	-	480,475.00

Ciudad	Municipio	FONDO GENERAL DE PARTICIPACIONES	FONDO DE FOMENTO MUNICIPAL	FONDO DE IMPUESTOS ESPECIALES SOBRE PRODUCCION Y SERVICIOS	FONDO DE FISCALIZACION Y RECAUDACION	FONDO DE COMPENSACION	IMPUESTO SOBRE AUTOMOVILES NUEVOS	IMPUESTO A LAS VENTAS FINALES DE GASOLINAS Y DIESEL	FONDO DE COMPENSACION DEL IMPUESTO SOBRE AUTOMOVILES NUEVOS ISAN	ISR 126	ISR 3-B	Hidrocarburos	TOTAL
354	SANTA ANA ATEUTLILUACA	116,878.00	45,609.00	1,566.00	4,842.00	-	516.00	-	285.00	38.00	\$	-	169,564.00
355	SANTA ANA CUAUHTEMOC	126,272.00	45,480.00	1,556.00	4,880.00	-	555.00	-	287.00	52.00	\$	-	178,092.00
356	SANTA ANA DEL VALLE	536,520.00	89,350.00	3,568.00	8,681.00	-	2,310.00	-	518.00	482.00	\$	172.00	641,161.00
357	SANTA ANA TAVELA	209,235.00	68,111.00	1,964.00	5,314.00	-	906.00	-	340.00	122.00	\$	-	286,536.00
358	SANTA ANA TLAPACOYAN	426,187.00	106,073.00	3,190.00	9,781.00	-	1,449.00	-	539.00	225.00	\$	6,717.00	555,611.00
359	SANTA ANA YARENI	314,102.00	60,778.00	1,093.00	5,466.00	-	1,355.00	-	337.00	263.00	\$	14,799.00	399,193.00
360	SANTA ANA ZEGACHE	521,083.00	152,284.00	3,923.00	10,839.00	-	2,251.00	-	675.00	392.00	\$	-	691,433.00
361	SANTA CATARINA QUIREN	156,451.00	60,196.00	1,932.00	5,843.00	-	689.00	-	362.00	63.00	\$	-	225,537.00
362	SANTA CATARINA CUERTLA	257,098.00	72,061.00	2,149.00	6,206.00	-	1,150.00	-	378.00	102.00	\$	2,789.00	352,013.00
363	SANTA CATARINA IXTAPEI	316,580.00	64,694.00	2,587.00	7,338.00	-	1,369.00	-	465.00	220.00	\$	14,589.00	407,822.00
364	SANTA CATARINA IUDUBIA	1,943,557.00	741,919.00	10,830.00	28,108.00	-	8,107.00	-	1,621.00	1,704.00	\$	-	2,736,046.00
365	SANTA CATARINA LACHATAG	168,067.00	64,032.00	1,528.00	4,547.00	-	716.00	-	289.00	100.00	\$	-	239,280.00
366	SANTA CATARINA LORONA	783,548.00	202,169.00	4,370.00	12,158.00	-	3,270.00	-	858.00	638.00	\$	-	987,226.00
367	SANTA CATARINA MECHOACAN	479,908.00	73,300.00	3,599.00	10,008.00	-	2,071.00	-	614.00	359.00	\$	-	569,651.00
368	SANTA CATARINA MINAS	388,949.00	156,742.00	4,664.00	14,231.00	-	1,700.00	-	850.00	160.00	\$	39,240.00	606,539.00
369	SANTA CATARINA GUAMANE	324,443.00	115,279.00	2,056.00	5,197.00	-	1,401.00	-	371.00	284.00	\$	23,622.00	472,598.00
370	SANTA CATARINA TAYATA	212,368.00	62,625.00	1,568.00	4,545.00	-	910.00	-	267.00	151.00	\$	-	282,434.00
371	SANTA CATARINA TICUA	214,424.00	74,569.00	2,004.00	5,892.00	-	930.00	-	263.00	129.00	\$	-	296,311.00
372	SANTA CATARINA YOSONGTU	233,271.00	81,787.00	2,400.00	7,100.00	-	1,037.00	-	436.00	177.00	\$	-	326,136.00
373	SANTA CATARINA ZAPOQUILA	99,905.00	37,087.00	1,334.00	4,048.00	-	442.00	-	247.00	35.00	\$	-	143,098.00
374	SANTA CRUZ MONTEPEC	199,673.00	41,839.00	1,052.00	5,323.00	-	670.00	-	316.00	127.00	\$	-	249,810.00
375	SANTA CRUZ AMBLAS	1,856,090.00	370,530.00	7,868.00	18,509.00	-	7,838.00	-	1,691.00	1,784.00	\$	-	2,263,770.00
376	SANTA CRUZ DE BRANCO	90,235.00	34,444.00	1,077.00	3,215.00	-	396.00	-	204.00	98.00	\$	2,562.00	126,294.00
377	SANTA CRUZ ITUNDUBIA	1,179,590.00	152,934.00	7,487.00	19,870.00	-	5,068.00	-	1,213.00	982.00	\$	-	1,367,134.00
378	SANTA CRUZ MONTEPEC	386,312.00	107,395.00	2,732.00	7,736.00	-	1,664.00	-	478.00	294.00	\$	-	506,671.00
379	SANTA CRUZ NUNUDACO	393,309.00	47,183.00	2,780.00	7,446.00	-	1,699.00	-	456.00	313.00	\$	-	453,186.00
380	SANTA CRUZ PAPALUTLA	346,424.00	71,560.00	2,176.00	5,465.00	-	1,496.00	-	352.00	305.00	\$	-	422,758.00
381	SANTA CRUZ TACACHO DE MINA	306,336.00	107,405.00	2,211.00	6,274.00	-	1,316.00	-	378.00	227.00	\$	14,202.00	438,359.00
382	SANTA CRUZ TALARIA	179,630.00	51,930.00	1,863.00	5,507.00	-	764.00	-	394.00	96.00	\$	1,691.00	241,807.00
383	SANTA CRUZ TAYATA	131,389.00	45,606.00	1,356.00	3,942.00	-	576.00	-	298.00	72.00	\$	-	183,240.00

Clave de Municipio	Municipio	FONDO GENERAL DE PARTICIPACIONES	FONDO DE FOMENTO MUNICIPAL	FONDO DE IMPUESTOS ESPECIALES SOBRE PRODUCCION Y SERVICIOS	FONDO DE REALIZACION Y RECAUDACION	FONDO DE COMPENSACION	IMPUESTO SOBRE AUTOMOVILES NUEVOS	IMPUESTO A LAS VENTAS FINALES DE GASOLINAS Y DIESEL	FONDO DE COMPENSACION DEL IMPUESTO SOBRE AUTOMOVILES NUEVOS (SAM)	ISR 136	ISR 3 - B	Hidrocarburos	TOTAL
384	SANTA CRUZ XITLA	490,325.00	71,375.00	9,567.00	9,775.00	-	2,116.00	-	602.00	378.00 \$	-	-	578,138.00
385	SANTA CRUZ XOXOCOTLAN	30,502,648.00	2,385,286.00	76,614.00	157,854.00	-	87,319.00	-	10,536.00	21,087.00 \$	-	-	23,241,374.00
386	SANTA CRUZ XEHUATEPEC	2,691,562.00	594,887.00	15,141.00	41,806.00	-	11,438.00	-	2,480.00	2,225.00 \$	55,977.00	-	3,415,516.00
387	SANTA GERTRUDIS	356,850.00	96,799.00	2,535.00	7,161.00	-	1,531.00	-	440.00	366.00 \$	-	-	465,492.00
388	SANTA INES DEL MONTE	376,887.00	179,790.00	2,788.00	7,904.00	-	1,417.00	-	483.00	233.00 \$	-	-	519,482.00
389	SANTA INES VAITECHE	194,821.00	74,148.00	2,403.00	7,197.00	-	859.00	-	443.00	83.00 \$	-	-	283,949.00
390	SANTA LUCIA DEL CAMINO	9,543,492.00	1,030,148.00	89,465.00	75,835.00	-	41,034.00	-	5,334.00	10,070.00 \$	279,061.00	-	11,074,395.00
391	SANTA LUCIA MARSHUATLAN	389,230.00	114,944.00	3,242.00	9,197.00	-	1,685.00	-	566.00	269.00 \$	-	-	519,134.00
392	SANTA LUCIA MONTEVERDE	740,556.00	195,872.00	5,250.00	14,513.00	-	3,146.00	-	910.00	558.00 \$	-	-	950,805.00
393	SANTA LUCIA OCOXTLAN	590,726.00	106,295.00	3,477.00	9,226.00	-	2,384.00	-	599.00	489.00 \$	10,229.00	-	663,235.00
394	SANTA MARIA ALOTEPEC	300,870.00	38,964.00	2,300.00	6,365.00	-	1,300.00	-	404.00	224.00 \$	-	-	350,428.00
395	SANTA MARIA APALCO	238,265.00	58,208.00	2,530.00	7,544.00	-	1,041.00	-	483.00	115.00 \$	-	-	308,136.00
396	SANTA MARIA LA ASUNCION	375,082.00	82,876.00	3,254.00	9,186.00	-	1,627.00	-	575.00	251.00 \$	-	-	452,891.00
397	HEROSA CIUDAD DE TLAXIACO	6,547,452.00	1,349,811.00	30,863.00	75,441.00	-	27,912.00	-	4,884.00	6,108.00 \$	342,393.00	-	8,334,823.00
398	AYOQUILCO DE ALDAMA	653,882.00	159,178.00	4,773.00	11,947.00	-	2,798.00	-	708.00	516.00 \$	-	-	843,772.00
399	SANTA MARIA ATZOMPA	5,476,333.00	808,959.00	20,506.00	42,425.00	-	29,126.00	-	2,323.00	5,586.00 \$	-	-	6,329,257.00
400	SANTA MARIA CAMOTLAN	308,599.00	70,380.00	2,270.00	6,922.00	-	1,311.00	-	386.00	203.00 \$	-	-	390,071.00
401	SANTA MARIA COLOTEPEC	6,679,216.00	702,108.00	21,745.00	35,907.00	-	28,561.00	-	2,400.00	7,312.00 \$	188,441.00	-	7,665,091.00
402	SANTA MARIA COXTIJO	153,173.00	40,671.00	1,619.00	4,776.00	-	670.00	-	292.00	81.00 \$	-	-	201,235.00
403	SANTA MARIA COXTIPEC	671,789.00	158,312.00	3,008.00	6,855.00	-	2,869.00	-	408.00	648.08 \$	24,796.00	-	870,888.00
404	SANTA MARIA CHACHOPAMPA	268,895.00	64,309.00	2,791.00	4,569.00	-	1,855.00	-	278.00	216.00 \$	-	-	342,341.00
405	VILLA DE CHILAPA DE DIAZ	506,534.00	84,706.00	2,687.00	6,591.00	-	3,189.00	-	438.00	462.00 \$	-	-	603,561.00
406	SANTA MARIA CHILCOTLILA	2,142,994.00	253,293.00	14,451.00	19,325.00	-	9,711.00	-	2,433.00	1,708.00 \$	28,319.00	-	2,494,704.00
407	SANTA MARIA CHIMAUAPA	946,972.00	74,076.00	5,895.00	15,637.00	-	3,896.00	-	964.00	749.00 \$	-	-	1,016,189.00
408	SANTA MARIA DEL ROSARIO	123,083.00	53,240.00	1,273.00	3,809.00	-	535.00	-	232.00	65.00 \$	3,711.00	-	163,948.00
409	SANTA MARIA DEL TULE	2,184,807.00	244,085.00	8,751.00	18,086.00	-	9,337.00	-	1,157.00	2,243.00 \$	130,107.00	-	2,393,643.00
410	SANTA MARIA ECATEPEC	395,963.00	104,265.00	3,269.00	9,114.00	-	1,719.00	-	617.00	280.00 \$	-	-	515,237.00
411	SANTA MARIA GUELACE	142,916.00	68,903.00	1,549.00	4,571.00	-	625.00	-	278.00	75.00 \$	-	-	210,929.00
412	SANTA MARIA GUIENAGATI	667,157.00	100,580.00	3,800.00	10,577.00	-	2,833.00	-	559.00	549.00 \$	-	-	766,035.00
413	SANTA MARIA HUATULCO	32,748,218.00	3,006,576.00	118,649.00	272,839.00	-	139,330.00	-	17,082.00	34,320.00 \$	-	-	36,286,664.00

Clave de Municipio	Municipio	FONDO GENERAL DE PARTICIPACIONES	FONDO DE FOMENTO MUNICIPAL	FONDO DE IMPUESTOS ESPECIALES SOBRE PRODUCCION Y SERVICIOS	FONDO DE FISCALIZACION Y RECAUDACION	FONDO DE COMPENSACION	IMPUESTO SOBRE AUTOMOVILES NUEVOS	IMPUESTO A LAS VENTAS FINALES DE GASOLINAS Y DIESEL	FONDO DE COMPENSACION DEL IMPUESTO SOBRE AUTOMOVILES NUEVOS ISAM	ISR 126	ISR 3-B	Hidrocarburos	TOTAL
414	SANTA MARIA HUAZOQUITLAN	1,175,213.00	267,351.00	7,107.00	16,967.00	-	5,092.00	-	1,178.00	984.00 \$	-	-	1,475,832.00
415	SANTA MARIA IPALAPA	510,001.00	114,152.00	2,595.00	9,200.00	-	1,197.00	-	604.00	600.00 \$	36,418.00	-	677,187.00
416	SANTA MARIA IXCATLAN	117,098.00	52,405.00	1,511.00	4,945.00	-	517.00	-	302.00	36.00 \$	-	-	176,914.00
417	SANTA MARIA JACATEPEC	1,103,248.00	296,431.00	7,206.00	19,441.00	-	4,739.00	-	1,243.00	892.00 \$	-	9,469.00	1,442,711.00
418	SANTA MARIA JALAPA DEL MARQUES	1,377,509.00	185,981.00	7,319.00	17,396.00	-	5,913.00	-	1,511.00	1,769.00 \$	-	-	1,592,698.00
419	SANTA MARIA JALTANGUIS	154,205.00	58,930.00	1,520.00	4,404.00	-	691.00	-	277.00	97.00 \$	11,197.00	-	235,331.00
420	SANTA MARIA LACHUERO	404,159.00	47,883.00	2,572.00	6,646.00	-	1,742.00	-	417.00	345.00 \$	9,068.00	-	472,835.00
421	SANTA MARIA MARTIQUILLA	794,618.00	232,895.00	6,402.00	18,182.00	-	3,434.00	-	1,210.00	552.00 \$	-	-	1,057,293.00
422	SANTA MARIA NATUYTAS	160,860.00	56,936.00	1,534.00	4,751.00	-	692.00	-	274.00	85.00 \$	-	-	225,112.00
423	SANTA MARIA INDIAYACO	110,581.00	33,411.00	1,366.00	4,122.00	-	497.00	-	251.00	46.00 \$	-	-	150,265.00
424	SANTA MARIA OTZOTEPEC	442,469.00	218,332.00	3,666.00	10,448.00	-	1,914.00	-	638.00	304.00 \$	-	-	677,772.00
425	SANTA MARIA PAPALO	397,197.00	92,360.00	2,764.00	7,730.00	-	1,664.00	-	467.00	793.00 \$	646.00	-	493,183.00
426	SANTA MARIA PEÑOLAS	875,663.00	73,972.00	6,063.00	16,562.00	-	3,767.00	-	1,006.00	668.00 \$	-	-	977,131.00
427	SANTA MARIA PETAPA	1,578,063.00	149,361.00	8,511.00	21,527.00	-	6,752.00	-	1,385.00	1,414.00 \$	-	-	1,766,985.00
428	SANTA MARIA QUIEGOLANI	262,107.00	54,904.00	2,365.00	6,724.00	-	1,140.00	-	411.00	173.00 \$	4,795.00	-	332,619.00
429	SANTA MARIA SOCLA	226,105.00	69,588.00	2,175.00	6,264.00	-	986.00	-	390.00	139.00 \$	-	-	305,647.00
430	SANTA MARIA TATALTEPEC	95,475.00	45,169.00	1,383.00	3,930.00	-	421.00	-	236.00	31.00 \$	-	-	146,544.00
431	SANTA MARIA TECMANACA	222,064.00	65,817.00	1,791.00	4,821.00	-	959.00	-	293.00	163.00 \$	-	-	295,866.00
432	SANTA MARIA TEMANCALAPA	171,871.00	56,214.00	1,872.00	5,562.00	-	751.00	-	348.00	87.00 \$	-	-	236,707.00
433	SANTA MARIA TEMANCASTEREC	338,211.00	48,130.00	1,696.00	7,469.00	-	1,470.00	-	454.00	248.00 \$	20,383.00	-	420,046.00
434	SANTA MARIA TEPIC	470,059.00	87,452.00	2,552.00	10,453.00	-	2,011.00	-	632.00	921.00 \$	4,796.00	-	559,276.00
435	SANTA MARIA TEPANTLALI	396,360.00	76,514.00	2,985.00	8,423.00	-	1,707.00	-	514.00	289.00 \$	-	-	486,792.00
436	SANTA MARIA TEXCATELAN	147,869.00	43,617.00	1,990.00	5,070.00	-	647.00	-	311.00	69.00 \$	-	-	199,273.00
437	SANTA MARIA TLAHUETLILTEPEC	1,759,744.00	72,143.00	9,212.00	24,383.00	-	7,420.00	-	1,289.00	1,447.00 \$	-	-	1,877,638.00
438	SANTA MARIA TLALIKTIC	238,941.00	52,639.00	2,394.00	6,862.00	-	1,047.00	-	487.00	341.00 \$	-	-	302,511.00
439	SANTA MARIA TONAMECA	2,656,571.00	2,583,454.00	14,555.00	38,078.00	-	11,337.00	-	2,226.00	2,322.00 \$	-	-	5,308,493.00
440	SANTA MARIA TOTOLAPILLA	154,168.00	79,169.00	1,762.00	5,368.00	-	671.00	-	342.00	66.00 \$	5,506.00	-	247,073.00
441	SANTA MARIA YADANI	848,028.00	141,003.00	4,884.00	12,360.00	-	3,644.00	-	886.00	746.00 \$	-	-	1,011,551.00
442	SANTA MARIA YALINA	77,022.00	33,510.00	1,097.00	3,173.00	-	341.00	-	196.00	25.00 \$	1,094.00	-	116,403.00
443	SANTA MARIA YAVESIA	96,982.00	35,922.00	1,015.00	3,138.00	-	420.00	-	184.00	46.00 \$	-	-	137,707.00

Ciudad de Municipio	Municipio	FONDO GENERAL DE PARTICIPACIONES	FONDO DE FOMENTO MUNICIPAL	FONDO DE IMPUESTOS ESPECIALES SOBRE PRODUCCION Y SERVICIOS	FONDO DE FISCALIZACION Y RECAUDACION	FONDO DE COMPENSACION	IMPUESTO SOBRE AUTOMOVILES NUEVOS	IMPUESTO A LAS VENTAS FINALES DE GASOLINAS Y DIESEL	FONDO DE COMPENSACION DEL IMPUESTO SOBRE AUTOMOVILES NUEVOS ISAN	ISR 126	ISR 3-3	Hidrocarburos	TOTAL
444	SANTA MARIA YOLOTEPEC	107,537.00	44,643.00	1,355.00	4,115.00	-	473.00	-	254.00	41.00 \$	-	-	159,418.00
445	SANTA MARIA YOCOTLA	272,562.00	51,739.00	2,301.00	6,428.00	-	1,184.00	-	390.00	192.00 \$	7,967.00	-	342,763.00
446	SANTA MARIA YUCUHITI	716,925.00	166,849.00	4,707.00	12,585.00	-	9,085.00	-	839.00	584.00 \$	22,457.00	-	928,031.00
447	SANTA MARIA ZACATEPEC	1,676,554.00	685,879.00	9,286.00	24,389.00	-	7,394.00	-	1,499.00	1,484.00 \$	-	-	2,406,915.00
448	SANTA MARIA ZANIZA	378,219.00	42,638.00	2,177.00	6,136.00	-	1,106.00	-	369.00	195.00 \$	-	-	325,915.00
449	SANTA MARIA ZOCUITLAN	337,805.00	81,494.00	2,181.00	7,578.00	-	1,548.00	-	325.00	257.00 \$	6,239.00	-	438,695.00
450	SANTIAGO AMOLTEPEC	1,354,884.00	85,151.00	8,580.00	22,585.00	-	5,823.00	-	1,300.00	1,137.00 \$	-	-	1,479,498.00
451	SANTIAGO APOLUA	189,616.00	67,216.00	2,044.00	6,001.00	-	831.00	-	366.00	101.00 \$	-	-	262,445.00
452	SANTIAGO APOSTOL	578,264.00	148,725.00	4,388.00	12,423.00	-	2,461.00	-	770.00	610.00 \$	-	-	741,413.00
453	SANTIAGO ASTAIA	515,454.00	81,663.00	2,459.00	6,883.00	-	2,215.00	-	427.00	473.00 \$	-	-	610,074.00
454	SANTIAGO ATITLAN	368,816.00	46,488.00	2,810.00	7,745.00	-	1,594.00	-	484.00	277.00 \$	-	-	428,214.00
455	SANTIAGO AVIQUILILLA	266,106.00	104,940.00	2,709.00	7,561.00	-	1,577.00	-	475.00	277.00 \$	-	-	483,434.00
456	SANTIAGO CAJON OTTEPEC	241,419.00	73,176.00	1,887.00	5,287.00	-	1,043.00	-	328.00	175.00 \$	-	-	323,315.00
457	SANTIAGO CAMOTLAN	390,033.00	56,750.00	3,275.00	9,170.00	-	1,694.00	-	620.00	271.00 \$	-	-	461,414.00
458	SANTIAGO EDMALTEPEC	231,314.00	67,273.00	2,821.00	6,454.00	-	985.00	-	355.00	122.00 \$	-	-	308,474.00
459	SANTIAGO CHAZUMBRA	629,079.00	159,646.00	4,113.00	11,135.00	-	2,701.00	-	687.00	508.00 \$	-	-	807,849.00
460	SANTIAGO CHONAPAN	558,510.00	67,466.00	4,387.00	12,322.00	-	2,413.00	-	762.00	603.00 \$	-	-	646,272.00
461	SANTIAGO DEL RIO	152,345.00	47,852.00	1,537.00	4,592.00	-	662.00	-	274.00	81.00 \$	-	-	207,345.00
462	SANTIAGO HUANDLOTTILAN	672,448.00	172,146.00	4,115.00	10,841.00	-	2,885.00	-	687.00	568.00 \$	-	-	863,693.00
463	SANTIAGO HUAUCLILLA	114,562.00	38,250.00	1,345.00	4,037.00	-	904.00	-	251.00	52.00 \$	-	-	160,101.00
464	SANTIAGO HUXTLAN PLUMAS	144,003.00	37,816.00	1,371.00	3,448.00	-	630.00	-	238.00	94.00 \$	-	-	194,000.00
465	SANTIAGO INCLINTEPEC	205,463.00	44,814.00	1,864.00	5,336.00	-	895.00	-	329.00	133.00 \$	-	-	254,834.00
466	SANTIAGO IXTAYUTLA	1,366,789.00	82,703.00	8,287.00	21,482.00	-	5,970.00	-	1,405.00	1,177.00 \$	-	-	1,487,543.00
467	SANTIAGO JAMILTEPEC	2,421,744.00	1,613,461.00	12,352.00	29,563.00	-	10,366.00	-	1,774.00	2,360.00 \$	217,653.00	-	4,309,575.00
468	SANTIAGO JOCOTEPEC	1,354,249.00	251,978.00	8,963.00	24,167.80	-	5,824.00	-	1,492.00	1,095.00 \$	-	21,192.00	1,649,560.00
469	SANTIAGO JUXTAHUACA	3,593,924.00	1,016,471.00	22,401.00	60,780.00	-	15,382.00	-	3,598.00	2,944.00 \$	376,163.00	-	5,091,665.00
470	SANTIAGO LACHIGUINI	511,545.00	53,250.00	3,717.00	10,259.00	-	2,205.00	-	626.00	393.00 \$	16,230.00	-	599,278.00
471	SANTIAGO LALOXA	123,506.00	56,308.00	1,615.00	4,851.00	-	546.00	-	303.00	-	-	-	187,196.00
472	SANTIAGO LAJLAGA	612,990.00	271,028.00	6,704.00	19,655.00	-	2,689.00	-	1,218.00	324.00 \$	-	-	864,608.00
473	SANTIAGO LAXOXA	194,756.00	59,427.00	1,896.00	5,337.00	-	848.00	-	343.00	115.00 \$	-	-	262,922.00


Clave de Municipio	Municipio	FONDO GENERAL DE PARTICIPACIONES	FONDO DE FOMENTO MUNICIPAL	FONDO DE IMPUESTOS ESPECIALES SOBRE PRODUCCION Y SERVICIOS	FONDO DE FISCALIZACION Y RECAUDACION	FONDO DE COMPENSACION	IMPUESTO SOBRE AUTOMOVILES NUEVOS	IMPUESTO A LAS VENTAS FINALES DE GASOLINAS Y DIESEL	FONDO DE COMPENSACION DEL IMPUESTO SOBRE AUTOMOVILES NUEVOS ISAN	ISR 126	ISR 3 - B	Hidrocarburos	TOTAL
474	SANTIAGO LLANO GRANDE	359,567.00	125,063.00	2,690.00	7,428.00	-	1,552.00	-	457.00	271.00 \$	-	-	497,027.00
475	SANTIAGO MANTILAN	1,450,967.00	521,033.00	9,131.00	24,317.00	-	5,065.00	-	3,487.00	1,165.00 \$	21,182.00	-	1,995,247.00
476	SANTIAGO MILTEPEC	311,034.00	38,545.00	1,237.00	3,582.00	-	489.00	-	215.00	59.00 \$	-	-	155,166.00
477	SANTIAGO MINAS	212,860.00	81,282.00	2,150.00	6,372.00	-	916.00	-	387.00	118.00 \$	18,711.00	-	322,806.00
478	SANTIAGO MACATEPEC	225,538.00	38,240.00	2,147.00	6,264.00	-	940.00	-	383.00	138.00 \$	-	-	273,690.00
479	SANTIAGO NEJAPILLA	67,822.00	34,507.00	1,098.00	3,185.00	-	902.00	-	204.00	14.00 \$	-	-	107,042.00
480	SANTIAGO NUMBICHE	227,887.00	65,473.00	2,000.00	5,638.00	-	949.00	-	344.00	152.00 \$	-	-	302,993.00
481	SANTIAGO NUYO	384,807.00	58,146.00	2,557.00	6,783.00	-	1,659.00	-	405.00	319.00 \$	4,688.00	-	459,594.00
482	SANTIAGO PROTEPA NACIONAL	8,717,779.00	1,550,497.00	45,260.00	120,636.00	-	37,022.00	-	6,423.00	7,606.00 \$	-	-	10,485,229.00
483	SANTIAGO SUCHILQUITUMB	996,554.00	169,609.00	5,812.00	15,611.00	-	4,256.00	-	949.00	837.00 \$	-	-	1,193,678.00
484	SANTIAGO TAMAZOLA	634,090.00	177,515.00	4,023.00	11,018.00	-	2,714.00	-	661.00	511.00 \$	-	-	850,532.00
485	SANTIAGO TAPEXTLA	361,584.00	96,688.00	2,967.00	8,382.00	-	1,565.00	-	516.00	254.00 \$	-	-	473,056.00
486	VILLA TUJUPAM DE LA UNION	382,257.00	220,226.00	2,495.00	6,729.00	-	1,641.00	-	393.00	311.00 \$	-	-	614,051.00
487	SANTIAGO TENANGO	387,230.00	92,482.00	2,070.00	6,665.00	-	1,641.00	-	488.00	261.00 \$	-	-	490,817.00
488	SANTIAGO TEPILAPA	84,813.00	42,503.00	1,131.00	3,451.00	-	374.00	-	215.00	28.00 \$	-	-	130,513.00
489	SANTIAGO TETEPPEC	540,118.00	69,625.00	4,275.00	13,819.00	-	2,327.00	-	718.00	388.00 \$	-	-	629,170.00
490	SANTIAGO TEXCALINGO	372,118.00	57,540.00	2,657.00	7,526.00	-	1,423.00	-	464.00	231.00 \$	-	-	398,959.00
491	SANTIAGO TEXTILIAN	558,271.00	116,811.00	3,415.00	8,759.00	-	2,483.00	-	575.00	482.00 \$	-	-	690,716.00
492	SANTIAGO TLANTOMGO	621,988.00	177,579.00	4,442.00	11,900.00	-	2,691.00	-	756.00	500.00 \$	13,991.00	-	783,738.00
493	SANTIAGO TLLLO	112,326.00	43,133.00	1,126.00	3,302.00	-	489.00	-	211.00	64.00 \$	-	-	160,051.00
494	SANTIAGO TLAZOVALTEPEC	612,401.00	99,674.00	4,246.00	11,306.00	-	2,444.00	-	707.00	496.00 \$	-	-	731,474.00
495	SANTIAGO XANUCA	354,316.00	58,101.00	3,040.00	8,626.00	-	1,537.00	-	540.00	241.00 \$	-	-	416,391.00
496	SANTIAGO XIACUI	219,963.00	47,659.00	1,794.00	5,129.00	-	960.00	-	315.00	151.00 \$	4,827.00	-	280,788.00
497	SANTIAGO YAUTEPEC	468,117.00	156,648.00	3,627.00	10,144.00	-	2,022.00	-	638.00	343.00 \$	-	-	641,499.00
498	SANTIAGO YAVEO	811,861.00	110,428.00	5,846.00	15,668.00	-	3,511.00	-	1,030.00	641.00 \$	-	291,455.00	1,240,460.00
499	YOLOMECATL	529,861.00	96,775.00	2,627.00	6,235.00	-	2,269.00	-	423.00	500.00 \$	-	-	638,686.00
500	SANTIAGO YOSONDUA	960,064.00	180,631.00	6,227.00	16,139.00	-	4,221.00	-	951.00	835.00 \$	18,758.00	-	1,207,864.00
501	SANTIAGO TUCUYACHI	149,537.00	43,521.00	1,577.00	4,634.00	-	654.00	-	284.00	81.00 \$	-	-	200,288.00
502	SANTIAGO ZACATEPEC	560,568.00	62,053.00	4,083.00	11,452.00	-	2,412.00	-	748.00	416.00 \$	-	-	672,867.00
503	SANTIAGO ZUACHILA	307,729.00	54,216.00	2,073.00	5,956.00	-	1,316.00	-	344.00	235.00 \$	-	-	371,769.00
504	NUOVO TOQUIAPAM	304,921.00	98,269.00	2,260.00	6,505.00	-	1,908.00	-	390.00	218.00 \$	5,243.00	-	419,114.00

Clave de Municipio	Municipio	FONDO GENERAL DE PARTICIPACIONES	FONDO DE FOMENTO MUNICIPAL	FONDO DE IMPUESTOS ESPECIALES SOBRE PRODUCCION Y SERVICIOS	FONDO DE FISCALIZACION Y RECAUDACION	FONDO DE COMPENSACION	IMPUESTO SOBRE AUTOMOVILES NUEVOS	IMPUESTO A LAS VENTAS FINALES DE GASOLINAS Y DIESEL	FONDO DE COMPENSACION DEL IMPUESTO SOBRE AUTOMOVILES NUEVOS ISAN	ISR 116	ISR 3 - B	Hidrocarburos	TOTAL
505	SANTO DOMINGO IINGENO	1,785,536.00	255,657.00	6,984.00	12,672.00	-	7,711.50	-	754.00	1,937.00 \$	-	-	2,081,751.00
506	SANTO DOMINGO ALBARADAS	195,036.00	44,251.00	1,607.00	4,362.00	-	850.00	-	266.00	146.00 \$	-	-	240,519.00
507	SANTO DOMINGO AMBIENTA	366,577.00	150,049.00	2,944.00	7,945.00	-	1,543.00	-	483.00	268.00 \$	-	-	529,795.00
508	SANTO DOMINGO CHIHUITAN	271,164.00	51,748.00	1,641.00	4,191.00	-	1,183.00	-	249.00	232.00 \$	16,221.00	-	346,829.00
509	SANTO DOMINGO DE MICHELES	1,103,888.00	406,084.00	6,645.00	17,672.00	-	4,724.00	-	1,087.00	925.00 \$	-	-	1,940,228.00
510	SANTO DOMINGO IICATLAN	148,486.00	44,676.00	1,711.00	5,088.00	-	655.00	-	311.00	71.00 \$	-	-	202,001.00
511	SANTO DOMINGO INXUAA	999,294.00	106,742.00	3,042.00	8,291.00	-	1,638.00	-	572.00	287.00 \$	-	-	516,114.00
512	SANTO DOMINGO OTOLOTEPEC	162,223.00	44,601.00	1,745.00	5,129.00	-	706.00	-	313.00	86.00 \$	8,548.00	-	221,351.00
513	SANTO DOMINGO PETAPA	877,842.00	80,510.00	5,823.00	15,583.00	-	3,778.00	-	961.00	717.00 \$	85,183.00	-	1,070,393.00
514	SANTO DOMINGO RIVAYAGA	171,509.00	50,876.00	1,970.00	5,859.00	-	753.00	-	333.00	81.00 \$	106,579.00	-	337,989.00
515	SANTO DOMINGO TEPIC	11,977,139.00	1,888,875.00	55,672.00	126,399.00	-	51,274.00	-	7,599.00	11,723.00 \$	-	-	14,118,561.00
516	SANTO DOMINGO TEDIOMULCO	619,230.00	190,444.00	4,082.00	30,994.00	-	1,661.00	-	862.00	503.00 \$	-	-	828,576.00
517	SANTO DOMINGO TEPIC	658,948.00	130,793.00	4,003.00	10,352.00	-	2,811.00	-	695.00	559.00 \$	-	-	807,510.00
518	SANTO DOMINGO TLATAYAPAN	109,922.00	35,914.00	1,049.00	3,018.00	-	475.00	-	176.00	64.00 \$	-	-	149,621.00
519	SANTO DOMINGO TOMALTEPEC	417,103.00	94,583.00	2,722.00	7,182.00	-	1,796.00	-	433.00	346.00 \$	19,855.00	-	544,044.00
520	SANTO DOMINGO TONALA	872,012.00	242,945.00	6,003.00	16,675.00	-	3,743.00	-	1,065.00	671.00 \$	965.00	-	1,144,079.00
521	SANTO DOMINGO TOMALTEPEC	95,714.00	40,413.00	1,316.00	4,074.00	-	421.00	-	242.00	30.00 \$	-	-	142,162.00
522	SANTO DOMINGO XAGACIA	166,684.00	41,078.00	1,667.00	4,865.00	-	727.00	-	299.00	97.00 \$	4,658.00	-	220,075.00
523	SANTO DOMINGO YANHUJTLAN	462,946.00	76,786.00	2,789.00	2,450.00	-	1,984.00	-	548.00	383.00 \$	-	-	552,806.00
524	SANTO DOMINGO YUCUMINO	100,342.00	37,045.00	1,172.00	3,601.00	-	438.00	-	211.00	42.00 \$	15,344.00	-	188,196.00
525	SANTO DOMINGO ZANATEPEC	1,931,045.00	409,229.00	8,718.00	22,884.00	-	3,279.00	-	1,896.00	1,698.00 \$	-	-	2,990,540.00
526	SANTOS RETES IOPALA	1,644,045.00	376,307.00	9,587.00	24,917.00	-	7,048.00	-	1,518.00	1,428.00 \$	-	-	2,065,150.00
527	SANTOS RETES PAPALO	521,001.00	121,525.00	3,237.00	8,275.00	-	2,248.00	-	532.00	493.00 \$	-	-	637,295.00
528	SANTOS RETES TEPEJILLO	453,683.00	57,145.00	2,384.00	5,356.00	-	1,958.00	-	342.00	442.00 \$	17,223.00	-	536,531.00
529	SANTOS RETES YUCUNA	202,321.00	48,124.00	2,060.00	6,073.00	-	884.00	-	378.00	116.00 \$	-	-	259,885.00
530	SANTO TOMAS JALISCA	554,569.00	131,531.00	3,542.00	9,551.00	-	2,379.00	-	625.00	451.00 \$	35,321.00	-	737,955.00
531	SANTO TOMAS MAZATEPEC	321,504.00	53,714.00	2,381.00	6,494.00	-	1,990.00	-	395.00	248.00 \$	-	-	386,126.00
532	SANTO TOMAS OCOATEPEC	466,015.00	161,786.00	3,345.00	9,114.00	-	2,011.00	-	559.00	363.00 \$	-	-	643,193.00
533	SANTO TOMAS TAMAZULAPAN	378,238.00	133,097.00	2,714.00	7,480.00	-	1,629.00	-	451.00	291.00 \$	-	-	523,000.00
534	SAN VICENTE COATLAN	473,499.00	71,453.00	3,251.00	9,018.00	-	2,034.00	-	565.00	367.00 \$	297,225.00	-	857,920.00

Clave de Municipio	Municipio	FONDO GENERAL DE PARTICIPACIONES	FONDO DE FOMENTO MUNICIPAL	FONDOS DE IMPUESTOS ESPECIALES SOBRE PRODUCCION Y SERVICIOS	FONDO DE FISCALIZACION Y RECAUDACION	FONDO DE COMPENSACION	IMPUESTO SOBRE AUTOMOVILES NUEVOS	IMPUESTO A LAS VENTAS FINALES DE GASOLINAS Y DIESEL	FONDO DE COMPENSACION DEL IMPUESTO SOBRE AUTOMOVILES NUEVOS ISAN	ISR 126	ISR 3-8	Hidrocarburos	TOTAL
535	SAN VICENTE LACHUNO	617,229.00	55,242.00	3,599.00	9,190.00	-	2,648.00	-	524.00	545.00 \$	-	-	688,376.00
536	SAN VICENTE MIYU	120,487.00	41,776.00	1,374.00	3,984.00	-	533.00	-	271.00	62.00 \$	-	-	168,497.00
537	SALCAYOPAM	929,270.00	227,842.00	6,750.00	19,169.00	-	3,989.00	-	1,171.00	683.00 \$	-	-	1,189,374.00
538	SITIO DE MITAPREHUA	170,325.00	59,840.00	1,716.00	4,975.00	-	746.00	-	303.00	301.00 \$	7,824.00	-	245,840.00
539	SOLEDAD ETLA	542,712.00	105,319.00	3,276.00	8,510.00	-	2,411.00	-	511.00	488.00 \$	-	-	683,507.00
540	TAMAZULAPAM DEL PROGRESO	1,328,333.00	275,134.00	6,537.00	15,584.00	-	5,683.00	-	2,089.00	1,249.00 \$	57,074.00	-	1,690,675.00
541	TANETZE DE ZARAGOZA	209,267.00	58,916.00	1,938.00	5,747.00	-	906.00	-	347.00	124.00 \$	-	-	277,245.00
542	TANICHE	159,783.00	66,908.00	1,733.00	5,129.00	-	659.00	-	310.00	83.00 \$	3,476.00	-	236,121.00
543	TATALTEPEC DE VALDES	735,773.00	212,939.00	4,497.00	11,158.00	-	3,171.00	-	725.00	550.00 \$	34,794.00	-	1,003,657.00
544	TECOXCOJICO DE MARCOS PREZ	220,127.00	52,698.00	1,776.00	5,091.00	-	950.00	-	305.00	152.00 \$	4,049.00	-	285,148.00
545	TEOTITLAN DE FLORES MAGON	1,618,335.00	447,863.00	12,210.00	33,658.00	-	6,992.00	-	1,994.00	1,225.00 \$	-	-	2,122,308.00
546	TEOTITLAN DEL VALLE	939,589.00	174,401.00	5,009.00	11,784.00	-	4,007.00	-	860.00	874.00 \$	-	-	1,126,544.00
547	TEOTOMIGO	172,911.00	52,499.00	1,740.00	5,202.00	-	749.00	-	314.00	90.00 \$	-	-	233,575.00
548	TEPELME VILLA DE MORELOS	377,887.00	119,067.00	2,828.00	8,180.00	-	1,624.00	-	631.00	262.00 \$	3,142.00	-	518,366.00
549	TEZOATLAN DE SEGURA Y LUNA, CUMA DE LA INDEPENDENCIA DE OAXACA	1,253,990.00	266,180.00	9,432.00	27,373.00	-	5,375.00	-	1,602.00	881.00 \$	159,458.00	-	1,766,291.00
550	SAN JERONIMO TLACOHARUAYA	874,411.00	310,681.00	5,097.00	14,184.00	-	3,719.00	-	927.00	705.00 \$	51,062.00	-	1,060,776.00
551	TLACUULA DE MATAMOROS	5,261,176.00	860,881.00	23,716.00	49,904.00	-	22,981.00	-	3,208.00	5,139.00 \$	445,697.00	-	6,670,062.00
552	TLACOTEPEC PLUMAS	171,482.00	58,144.00	1,203.00	3,316.00	-	617.00	-	231.00	100.00 \$	-	-	206,093.00
553	TLALITLAC DE CABRERA	3,332,775.00	348,315.00	12,982.00	16,838.00	-	14,222.00	-	1,624.00	3,416.00 \$	16,937.00	-	3,757,379.00
554	TOTOTEPEC VILLA DE MORELOS	639,352.00	116,402.00	4,461.00	13,572.00	-	2,742.00	-	880.00	499.00 \$	106,021.00	-	884,079.00
555	TRINIDAD ZAMCHILA	352,047.00	76,512.00	2,590.00	7,116.00	-	1,519.00	-	431.00	270.00 \$	-	-	440,495.00
556	LA TRINIDAD VISTA HERMOSA	126,310.00	39,528.00	1,285.00	3,605.00	-	557.00	-	234.00	79.00 \$	2,065.00	-	173,863.00
557	UNION HIDALGO	2,618,836.00	388,566.00	13,836.00	31,265.00	-	11,249.00	-	2,496.00	2,426.00 \$	-	-	3,070,614.00
558	VALENTINO TRUJANO	173,888.00	32,000.00	1,570.00	4,535.00	-	755.00	-	279.00	111.00 \$	-	-	213,138.00
559	SAN JUAN BAUTISTA VALLE NACIONAL	2,464,506.00	470,542.00	14,469.00	36,775.00	-	10,598.00	-	2,316.00	2,169.00 \$	119,709.00	-	3,114,576.00
560	VILLA DIAZ DRUJAZ	1,175,848.00	216,180.00	6,160.00	14,563.00	-	5,054.00	-	996.00	1,107.00 \$	-	-	1,419,907.00
561	YATE MAGDALENA	580,444.00	245,246.00	5,631.00	16,434.00	-	2,527.00	-	990.00	346.00 \$	-	-	852,218.00
562	YODICOONO DE PORFIRIO DIAZ	285,086.00	70,356.00	1,950.00	5,265.00	-	1,228.00	-	396.00	218.00 \$	5,678.00	-	971,127.00
563	YOGANA	180,585.00	48,101.00	1,822.00	5,491.00	-	790.00	-	343.00	100.00 \$	23,110.00	-	260,392.00

Clave de Municipio	Municipio	FONDO GENERAL DE PARTICIPACIONES	FONDO DE FOMENTO MUNICIPAL	FONDO DE IMPUESTOS ESPECIALES SOBRE PRODUCCION Y SERVICIOS	FONDO DE FISCALIZACION Y RECAUDACION	FONDO DE COMPENSACION	IMPUESTO SOBRE AUTOMOVILES NUEVOS	IMPUESTO A LAS VENTAS FINALES DE GASOLINAS Y DIESEL	FONDO DE COMPENSACION DEL IMPUESTO SOBRE AUTOMOVILES NUEVOS ISAN	ISR 125	ISR 2-8	Hidrocarburos	TOTAL
564	YUTANINDUCH DE GUERRERO	264,744.00	87,740.00	2,269.00	6,143.00	-	1,136.00	-	401.00	161.00 \$	-	-	363,294.00
565	VILLA DE ZAACHILA	7,536,549.00	1,250,807.00	30,250.00	66,887.00	-	31,070.00	-	3,747.00	7,542.00 \$	-	-	8,967,857.00
566	SAN MATEO YAQUINDO	381,707.00	94,425.00	3,091.00	8,360.00	-	1,647.00	-	579.00	154.00 \$	7,200.00	-	487,723.00
567	ZAPOTTILAN LAGUNAS	196,201.00	70,563.00	3,063.00	8,473.00	-	1,710.00	-	537.00	293.00 \$	-	-	479,840.00
568	SANTA INES DE ZARAGOZA	234,821.00	96,018.00	1,776.00	4,914.00	-	1,032.00	-	798.00	176.00 \$	-	-	340,618.00
569	SANTA INES DE ZARAGOZA	213,590.00	79,630.00	2,159.00	6,364.00	-	971.00	-	381.00	140.00 \$	-	-	307,538.00
570	ZIMATLAN DE NAVARREZ	3,481,846.00	214,644.00	16,143.00	37,894.00	-	14,813.00	-	2,490.00	3,270.00 \$	-	-	4,250,890.00
		5734,049,887.00	\$138,843,826.00	\$3,947,262.00	\$8,873,898.00	\$41.00	\$3,041,948.00	\$0.00	\$633,218.00	\$483,228.00	\$11,262,791.00	\$1,241,433.00	\$883,608,339.00

Nota: La sumatoria de las cantidades en cada uno de los fondos pueden no coincidir por efectos del redondeo


 San Bartolo Coyotepec, Oaxaca, 5 de JULIO de 2022
 Tesorería
 Subsrta. de Egresos, Contabilidad y Tesorería
 Secretaría de Finanzas
 Gobierno del Estado de Oaxaca
 C.P. LANDO MATUS DELGADO
 TESORERO

En cumplimiento a lo dispuesto en los artículos 82, 90 de la Constitución Política del Estado Libre y Soberano de Oaxaca, 6 párrafo cuarto de la Ley de Coordinación Fiscal; 3 fracción I, 27 fracción XII, 45 fracción XXI de la Ley Orgánica del Poder Ejecutivo del Estado de Oaxaca; 11 último párrafo de la Ley de Coordinación Fiscal para el Estado de Oaxaca; 2, 4 fracción II, inciso c, y 27 fracciones X y XI del Reglamento Interno de la Secretaría de Finanzas del Poder Ejecutivo del Estado, numeral 5 fracción II, inciso b del Acuerdo por el que se expide los lineamientos para la publicación de la información de la información a que se refiere el artículo 6o. de la Ley de Coordinación Fiscal



I. Importe de las participaciones pagadas a los municipios del Estado de Oaxaca correspondiente al mes de JUNIO 2022, Incluye el IER AJUSTE CUATRIMESTRAL 2022, del FONDO DEL IMPUESTO ESPECIAL SOBRE PRODUCCION (IEPS)

Clave de Municipio	Municipio	FONDO GENERAL DE PARTICIPACIONES	FONDO DE FOMENTO MUNICIPAL	FONDO DE IMPUESTOS ESPECIALES SOBRE PRODUCCION Y SERVICIOS	FONDO DE FISCALIZACION Y RECAUDACION	FONDO DE COMPENSACION	IMPUESTO SOBRE AUTOMOVILES NUEVOS	IMPUESTO A LAS VENTAS FINALES DE GASOLINAS Y DIESEL	FONDO DE COMPENSACION DEL IMPUESTO SOBRE AUTOMOVILES NUEVOS ISAN	ISH ARTÍCULO 126	ISR 3-B	Hidrocarburos	total
001	ABEGONES	\$ 131,394.00	\$ 53,141.00	\$ 2,162.00	\$ 5,915.00	\$ 759.00	\$ 757.00	\$ 491.00	\$ 389.00	\$ 124.00	\$ -	\$ -	\$ 195,113.00
002	ACATLAN DE PEREZ FIGUEROA	\$ 2,939,252.00	\$ 775,604.00	\$ 39,909.00	\$ 72,044.00	\$ 40,865.00	\$ 23,286.00	\$ 27,776.00	\$ 4,842.00	\$ 7,462.00	\$ -	\$ 35,463.00	\$ 3,956,647.00
003	ASUNCION CACALOTEPEC	\$ 202,658.00	\$ 49,566.00	\$ 3,040.00	\$ 6,907.00	\$ 2,282.00	\$ 1,422.00	\$ 1,404.00	\$ 437.00	\$ 380.00	\$ -	\$ -	\$ 269,086.00
004	ASUNCION CACALOTEPEC	\$ 106,100.00	\$ 37,465.00	\$ 1,602.00	\$ 3,841.00	\$ 1,007.00	\$ 702.00	\$ 655.00	\$ 268.00	\$ 168.00	\$ 5,704.00	\$ -	\$ 157,512.00
005	ASUNCION CUICUTEPE	\$ 2,152,644.00	\$ 349,063.00	\$ 28,075.00	\$ 37,477.00	\$ 13,945.00	\$ 19,007.00	\$ 16,930.00	\$ 2,468.00	\$ 6,933.00	\$ -	\$ -	\$ 2,626,546.00
006	ASUNCION IXTALTEPEC	\$ 1,498,080.00	\$ 446,138.00	\$ 18,125.00	\$ 37,321.00	\$ 18,604.00	\$ 10,929.00	\$ 12,276.00	\$ 2,499.00	\$ 3,269.00	\$ -	\$ -	\$ 2,150,175.00
007	ASUNCION HOCHILTLAN	\$ 258,628.00	\$ 96,929.00	\$ 3,939.00	\$ 9,230.00	\$ 2,120.00	\$ 1,656.00	\$ 1,431.00	\$ 627.00	\$ 372.00	\$ -	\$ -	\$ 375,532.00
008	ASUNCION IZACUILITA	\$ 134,120.00	\$ 53,476.00	\$ 1,965.00	\$ 4,413.00	\$ 664.00	\$ 940.00	\$ 677.00	\$ 266.00	\$ 253.00	\$ -	\$ -	\$ 194,774.00
009	AYOZIMITEPEC	\$ 446,032.00	\$ 167,023.00	\$ 5,981.00	\$ 12,008.00	\$ 6,192.00	\$ 3,318.00	\$ 3,975.00	\$ 840.00	\$ 995.00	\$ -	\$ -	\$ 646,344.00
010	EL BARRIO DE LA SOLEDAD	\$ 1,775,308.00	\$ 232,508.00	\$ 23,398.00	\$ 19,649.00	\$ 12,327.00	\$ 17,556.00	\$ 16,456.00	\$ 1,523.00	\$ 7,002.00	\$ 156,255.00	\$ -	\$ 2,267,382.00
011	CAHUJALA	\$ 133,264.00	\$ 44,415.00	\$ 2,071.00	\$ 4,830.00	\$ 1,254.00	\$ 905.00	\$ 854.00	\$ 306.00	\$ 227.00	\$ 9,428.00	\$ -	\$ 197,555.00
012	CANDELARIA	\$ 661,090.00	\$ 94,580.00	\$ 9,388.00	\$ 16,328.00	\$ 9,888.00	\$ 5,292.00	\$ 6,648.00	\$ 1,090.00	\$ 1,732.00	\$ -	\$ -	\$ 805,826.00
013	CENEGUA	\$ 418,306.00	\$ 183,885.00	\$ 5,789.00	\$ 12,616.00	\$ 2,773.00	\$ 2,973.00	\$ 2,427.00	\$ 861.00	\$ 829.00	\$ 89,213.00	\$ -	\$ 719,673.00
014	ZIMATLAN	\$ 3,328,250.00	\$ 642,475.00	\$ 43,281.00	\$ 66,346.00	\$ 25,788.00	\$ 27,879.00	\$ 25,553.00	\$ 5,903.00	\$ 9,488.00	\$ -	\$ -	\$ 4,214,963.00
015	COATEPEC	\$ 366,656.00	\$ 81,180.00	\$ 5,371.00	\$ 11,238.00	\$ 4,749.00	\$ 2,694.00	\$ 3,105.00	\$ 729.00	\$ 777.00	\$ -	\$ -	\$ 476,499.00
016	COCOYAN DE LAS FLORES	\$ 573,166.00	\$ 74,357.00	\$ 8,074.00	\$ 15,155.00	\$ 8,363.00	\$ 4,470.00	\$ 5,578.00	\$ 1,004.00	\$ 1,408.00	\$ -	\$ -	\$ 691,575.00
017	LA COMPANIA	\$ 277,612.00	\$ 62,135.00	\$ 4,063.00	\$ 8,500.00	\$ 3,288.00	\$ 2,027.00	\$ 2,188.00	\$ 554.00	\$ 590.00	\$ -	\$ -	\$ 360,967.00
018	CONCEPCION BUENAVISTA	\$ 119,752.00	\$ 40,731.00	\$ 1,923.00	\$ 4,559.00	\$ 679.00	\$ 802.00	\$ 578.00	\$ 308.00	\$ 192.00	\$ -	\$ -	\$ 177,528.00
019	CONCEPCION PAPALO	\$ 225,708.00	\$ 47,629.00	\$ 3,364.00	\$ 7,649.00	\$ 2,429.00	\$ 1,545.00	\$ 1,616.00	\$ 492.00	\$ 411.00	\$ -	\$ -	\$ 290,993.00
020	CONSTANCIA DEL ROSARIO	\$ 338,294.00	\$ 178,522.00	\$ 4,746.00	\$ 6,892.00	\$ 4,316.00	\$ 2,649.00	\$ 3,041.00	\$ 578.00	\$ 838.00	\$ 26,035.00	\$ -	\$ 562,951.00
021	COLOLVA	\$ 997,336.00	\$ 252,131.00	\$ 13,981.00	\$ 24,238.00	\$ 13,177.00	\$ 8,066.00	\$ 9,335.00	\$ 1,762.00	\$ 2,648.00	\$ -	\$ -	\$ 1,322,656.00
022	COSCATTEPEC	\$ 1,346,306.00	\$ 48,505.00	\$ 1,942.00	\$ 4,080.00	\$ 728.00	\$ 995.00	\$ 755.00	\$ 283.00	\$ 285.00	\$ 3,638.00	\$ -	\$ 1,941,517.00
023	CUILAPAN DE GUERRERO	\$ 1,474,826.00	\$ 412,889.00	\$ 18,851.00	\$ 21,083.00	\$ 24,205.00	\$ 13,619.00	\$ 17,762.00	\$ 1,461.00	\$ 5,172.00	\$ 117,513.00	\$ -	\$ 2,107,445.00
024	CUYAMECALCO VILLA DE ZARAGOZA	\$ 422,350.00	\$ 194,833.00	\$ 5,334.00	\$ 14,688.00	\$ 3,256.00	\$ 2,522.00	\$ 2,116.00	\$ 784.00	\$ 551.00	\$ -	\$ -	\$ 646,414.00
025	CHARHUTES	\$ 910,698.00	\$ 253,667.00	\$ 10,297.00	\$ 15,511.00	\$ 10,299.00	\$ 7,499.00	\$ 8,182.00	\$ 1,099.00	\$ 2,581.00	\$ -	\$ -	\$ 1,219,434.00
026	CHALCATONGO DE HIDALGO	\$ 703,118.00	\$ 178,497.00	\$ 9,995.00	\$ 17,367.00	\$ 8,155.00	\$ 5,743.00	\$ 6,217.00	\$ 1,156.00	\$ 1,892.00	\$ -	\$ -	\$ 890,095.00
027	CHIHUITLILIAN DE BENITO JUAREZ	\$ 217,104.00	\$ 119,745.00	\$ 3,296.00	\$ 7,463.00	\$ 1,947.00	\$ 1,513.00	\$ 1,403.00	\$ 477.00	\$ 398.00	\$ -	\$ -	\$ 533,546.00

Clave de Municipio	Municipio	FONDO GENERAL DE PARTICIPACIONES	FONDO DE FOMENTO MUNICIPAL	FONDO DE IMPUESTOS ESPECIALES SOBRE PRODUCCION Y SERVICIOS	FONDO DE FISCALIZACION Y RECAUDACION	FONDO DE COMPENSACION	IMPUESTO SOBRE AUTOMOVILES NUEVOS	IMPUESTO A LAS VENTAS FINALES DE GASOLINAS Y DIESEL	FONDO DE COMPENSACION DEL IMPUESTO SOBRE AUTOMOVILES NUEVOS SAN	ISR ARTICULO 126	ISR a-B	Hidrocarburos	Total
028	HEROICA CIUDAD DE EJUTLA DE CRESPO	\$ 1,578,722.00	\$ 377,161.00	\$ 21,878.00	\$ 35,009.00	\$ 20,859.00	\$ 13,745.00	\$ 15,443.00	\$ 2,351.00	\$ 4,539.00	\$ -	\$ -	\$ 2,019,207.00
029	ELOCHITLAN DE FLORES MAGON	\$ 354,566.00	\$ 170,222.00	\$ 4,996.00	\$ 1,175.00	\$ 3,751.00	\$ 2,494.00	\$ 2,566.00	\$ 685.00	\$ -683.00	\$ -	\$ -	\$ 551,088.00
030	EL ESPINAL	\$ 2,172,752.00	\$ 192,879.00	\$ 29,599.00	\$ 42,935.00	\$ 8,084.00	\$ 16,710.00	\$ 12,280.00	\$ 1,971.00	\$ 5,483.00	\$ 201,262.00	\$ -	\$ 2,638,873.00
031	TAMAZULAPAM DEL ESPIRITU SANTO	\$ 687,124.00	\$ 94,850.00	\$ 8,046.00	\$ 20,424.00	\$ 6,455.00	\$ 4,412.00	\$ 4,267.00	\$ 1,095.00	\$ 1,101.00	\$ -	\$ -	\$ 877,583.00
032	FRESNILLO DE TOLUJAMO	\$ 176,976.00	\$ 56,014.00	\$ 2,009.00	\$ 5,100.00	\$ 964.00	\$ 798.00	\$ 647.00	\$ 322.00	\$ 169.00	\$ -	\$ -	\$ 192,949.00
033	GUADALUPE ETLA	\$ 235,188.00	\$ 69,259.00	\$ 3,320.00	\$ 4,537.00	\$ 2,685.00	\$ 2,094.00	\$ 2,264.00	\$ 293.00	\$ 755.00	\$ 1,671.00	\$ -	\$ 312,166.00
034	GUADALUPE DE RAMIREZ	\$ 150,800.00	\$ 64,894.00	\$ 2,210.00	\$ 5,052.00	\$ 1,168.00	\$ 1,042.00	\$ 895.00	\$ 316.00	\$ 274.00	\$ 27,213.00	\$ -	\$ 253,844.00
035	GUERRERO DE JUAREZ	\$ 80,542.00	\$ 52,211.00	\$ 1,199.00	\$ 2,419.00	\$ 605.00	\$ 605.00	\$ 523.00	\$ 174.00	\$ 178.00	\$ 7,897.00	\$ -	\$ 146,353.00
036	JUEVEA DE HUAMBOLDT	\$ 367,396.00	\$ 62,627.00	\$ 5,833.00	\$ 10,728.00	\$ 4,732.00	\$ 2,656.00	\$ 3,047.00	\$ 669.00	\$ 763.00	\$ -	\$ -	\$ 457,651.00
037	MESONES HIDALGO	\$ 315,348.00	\$ 71,143.00	\$ 4,578.00	\$ 9,600.00	\$ 3,956.00	\$ 2,311.00	\$ 2,605.00	\$ 629.00	\$ 666.00	\$ -	\$ -	\$ 410,836.00
038	VILLA HIDALGO	\$ 167,996.00	\$ 67,649.00	\$ 2,474.00	\$ 5,829.00	\$ 1,897.00	\$ 1,132.00	\$ 1,111.00	\$ 372.00	\$ 284.00	\$ 10,281.00	\$ -	\$ 259,125.00
039	HEROICA CIUDAD DE HUAMAPAN DE LEON	\$ 9,941,590.00	\$ 2,492,917.00	\$ 122,117.00	\$ 169,551.00	\$ 71,756.00	\$ 86,416.00	\$ 76,299.00	\$ 12,933.00	\$ 30,569.00	\$ 301,230.00	\$ -	\$ 13,306,318.00
040	HUALTEPEC	\$ 414,800.00	\$ 65,007.00	\$ 5,913.00	\$ 11,530.00	\$ 5,599.00	\$ 3,173.00	\$ 3,780.00	\$ 759.00	\$ 972.00	\$ 319,971.00	\$ -	\$ 831,504.00
041	HUALTLA DE JIMENEZ	\$ 2,085,570.00	\$ 669,336.00	\$ 29,851.00	\$ 61,103.00	\$ 28,201.00	\$ 15,576.00	\$ 18,381.00	\$ 2,956.00	\$ 4,599.00	\$ 275,231.00	\$ -	\$ 3,202,504.00
042	IXTLAN DE JUAREZ	\$ 829,390.00	\$ 146,259.00	\$ 10,991.00	\$ 16,963.00	\$ 7,622.00	\$ 6,964.00	\$ 6,904.00	\$ 1,215.00	\$ 2,409.00	\$ 59,564.00	\$ -	\$ 1,082,161.00
043	HEROICA CIUDAD DE JUCHITAN DE ZARAGOZA	\$ 11,261,956.00	\$ 2,212,262.00	\$ 146,885.00	\$ 203,159.00	\$ 103,876.00	\$ 98,200.00	\$ 98,554.00	\$ 12,994.00	\$ 35,576.00	\$ -	\$ -	\$ 14,173,762.00
044	LOMA BOMITA	\$ 4,231,410.00	\$ 1,467,897.00	\$ 55,468.00	\$ 102,479.00	\$ 37,209.00	\$ 32,967.00	\$ 31,514.00	\$ 6,513.00	\$ 10,541.00	\$ -	\$ 189,587.00	\$ 6,165,785.00
045	MAGDALENA	\$ 783,936.00	\$ 257,322.00	\$ 9,996.00	\$ 9,164.00	\$ 7,241.00	\$ 7,552.00	\$ 7,695.00	\$ 667.00	\$ 2,967.00	\$ -	\$ -	\$ 1,066,599.00
046	MAGDALENA	\$ 429,450.00	\$ 118,759.00	\$ 5,693.00	\$ 10,113.00	\$ 2,657.00	\$ 3,469.00	\$ 2,865.00	\$ 748.00	\$ 1,104.00	\$ 10,777.00	\$ -	\$ 585,578.00
047	SANTA MAGDALENA JICOTLAN	\$ 54,172.00	\$ 30,096.00	\$ 946.00	\$ 2,553.00	\$ 74.00	\$ 313.00	\$ 112.00	\$ 170.00	\$ 50.00	\$ -	\$ -	\$ 88,416.00
048	MAGDALENA	\$ 151,274.00	\$ 61,558.00	\$ 2,362.00	\$ 5,741.00	\$ 3,280.00	\$ 992.00	\$ 872.00	\$ 362.00	\$ 272.00	\$ 1,572.00	\$ -	\$ 226,195.00
049	MAGDALENA	\$ 122,220.00	\$ 50,058.00	\$ 1,920.00	\$ 4,719.00	\$ 1,067.00	\$ 793.00	\$ 702.00	\$ 299.00	\$ 181.00	\$ -	\$ -	\$ 181,959.00
050	MAGDALENA	\$ 303,590.00	\$ 77,567.00	\$ 4,279.00	\$ 9,205.00	\$ 3,355.00	\$ 2,181.00	\$ 2,297.00	\$ 607.00	\$ 616.00	\$ -	\$ -	\$ 403,697.00
051	MAGDALENA	\$ 405,792.00	\$ 123,673.00	\$ 5,749.00	\$ 10,177.00	\$ 4,195.00	\$ 3,273.00	\$ 3,412.00	\$ 669.00	\$ 1,071.00	\$ -	\$ -	\$ 557,960.00
052	MAGDALENA	\$ 534,452.00	\$ 128,551.00	\$ 6,056.00	\$ 10,856.00	\$ 5,430.00	\$ 4,119.00	\$ 4,223.00	\$ 861.00	\$ 1,906.00	\$ -	\$ -	\$ 695,854.00
053	MAGDALENA	\$ 399,734.00	\$ 179,872.00	\$ 6,170.00	\$ 15,978.00	\$ 1,182.00	\$ 2,044.00	\$ 960.00	\$ 1,049.00	\$ 310.00	\$ -	\$ -	\$ 568,249.00
054	MAGDALENA	\$ 94,436.00	\$ 43,156.00	\$ 1,435.00	\$ 3,507.00	\$ 367.00	\$ 610.00	\$ 380.00	\$ 229.00	\$ 144.00	\$ -	\$ -	\$ 144,270.00

Clave de Municipio	Municipio	FONDO GENERAL DE PARTICIPACIONES	FONDO DE FOMENTO MUNICIPAL	FONDO DE IMPUESTOS ESPECIALES SOBRE PRODUCCION Y SERVICIOS	FONDO DE FISCALIZACION Y RECAUDACION	IMPUESTO SOBRE AUTOMOVILES NUEVOS	IMPUESTO A LAS VENTAS FINALES DE GASOLINAS Y DIESEL	FONDO DE COMPENSACION DEL IMPUESTO SOBRE AUTOMOVILES NUEVOS ISAN	ISR ARTICULO 126	ISR 3-B	Hydrocarburos	total
055	MARISCALA DE JUAREZ	\$ 423,937.00	\$ 104,183.00	\$ 5,749.00	\$ 8,102.00	\$ 3,390.00	\$ 3,717.00	\$ 3,576.00	\$ 1,346.00	\$ -	\$ -	\$ 554,476.00
056	MARTINES DE TACURABA	\$ 131,210.00	\$ 39,322.00	\$ 2,026.00	\$ 4,855.00	\$ 1,301.00	\$ 872.00	\$ 838.00	\$ 210.00	\$ -	\$ -	\$ 180,944.00
057	MATAS ROMERO	\$ 4,095,236.00	\$ 901,303.00	\$ 50,679.00	\$ 82,130.00	\$ 34,728.00	\$ 38,508.00	\$ 37,217.00	\$ 11,425.00	\$ -	\$ 58,701.00	\$ 5,305,153.00
058	MAZATLAN VILLA DE AYERDABO	\$ 829,932.00	\$ 98,433.00	\$ 11,721.00	\$ 23,500.00	\$ 11,247.00	\$ 6,259.00	\$ 7,423.00	\$ 1,873.00	\$ -	\$ -	\$ 901,605.00
059	MICHUANTAN DE MORENO DIAZ	\$ 3,784,488.00	\$ 1,119,810.00	\$ 49,578.00	\$ 82,993.00	\$ 45,710.00	\$ 30,536.00	\$ 34,306.00	\$ 10,287.00	\$ -	\$ -	\$ 5,163,031.00
060	MIXTLAN DE LA BARRIDA	\$ 229,586.00	\$ 67,517.00	\$ 3,115.00	\$ 7,470.00	\$ 2,734.00	\$ 1,466.00	\$ 1,450.00	\$ 365.00	\$ -	\$ -	\$ 304,665.00
061	MONIAS	\$ 292,692.00	\$ 117,508.00	\$ 4,179.00	\$ 9,929.00	\$ 2,577.00	\$ 1,945.00	\$ 1,789.00	\$ 485.00	\$ -	\$ -	\$ 431,644.00
062	MATVIDAD	\$ 107,862.00	\$ 47,406.00	\$ 1,595.00	\$ 3,743.00	\$ 454.00	\$ 685.00	\$ 460.00	\$ 172.00	\$ -	\$ -	\$ 152,629.00
063	MAZARENO ET LA	\$ 269,874.00	\$ 63,521.00	\$ 3,698.00	\$ 5,572.00	\$ 3,934.00	\$ 2,309.00	\$ 2,804.00	\$ 807.00	\$ 27,073.00	\$ -	\$ 379,954.00
064	MEAPA DE MADERO	\$ 557,074.00	\$ 156,247.00	\$ 7,623.00	\$ 13,897.00	\$ 7,685.00	\$ 4,889.00	\$ 5,222.00	\$ 1,406.00	\$ -	\$ -	\$ 754,449.00
065	IMPANTEPEC NIEVES	\$ 146,378.00	\$ 76,659.00	\$ 2,264.00	\$ 5,815.00	\$ 966.00	\$ 911.00	\$ 685.00	\$ 191.00	\$ -	\$ -	\$ 234,234.00
066	SANTIAGO NITTEPEC	\$ 540,954.00	\$ 294,136.00	\$ 6,981.00	\$ 14,954.00	\$ 4,845.00	\$ 3,929.00	\$ 3,664.00	\$ 1,106.00	\$ -	\$ -	\$ 880,619.00
067	OAXACA DE JUAREZ	\$ 58,966,640.00	\$ 16,159,088.00	\$ 784,272.00	\$ 1,168,956.00	\$ 248,728.00	\$ 480,371.00	\$ 384,466.00	\$ 172,085.00	\$ 2,713,544.00	\$ -	\$ 81,154,775.00
068	OCCOTAN DE MORELOS	\$ 2,242,492.00	\$ 518,002.00	\$ 29,901.00	\$ 34,986.00	\$ 21,542.00	\$ 20,052.00	\$ 20,458.00	\$ 7,351.00	\$ 557,049.00	\$ -	\$ 3,458,601.00
069	LA PE	\$ 223,758.00	\$ 62,928.00	\$ 3,322.00	\$ 6,887.00	\$ 2,744.00	\$ 1,657.00	\$ 1,835.00	\$ 481.00	\$ 6,532.00	\$ -	\$ 310,588.00
070	PINOTEPA DE DON JUIS	\$ 438,484.00	\$ 143,544.00	\$ 6,076.00	\$ 11,199.00	\$ 5,772.00	\$ 3,453.00	\$ 4,011.00	\$ 1,101.00	\$ -	\$ -	\$ 649,497.00
071	PLUMA HIDALGO	\$ 381,176.00	\$ 209,395.00	\$ 5,929.00	\$ 14,380.00	\$ 2,907.00	\$ 2,508.00	\$ 2,090.00	\$ 593.00	\$ 34,120.00	\$ -	\$ 634,348.00
072	SAN JOSE DEL PROGRESO	\$ 1,775,590.00	\$ 105,925.00	\$ 23,335.00	\$ 6,694.00	\$ 7,239.00	\$ 19,566.00	\$ 17,086.00	\$ 8,417.00	\$ 11,477.00	\$ -	\$ 1,954,612.00
073	PULTA VILLA DE GUERRERO	\$ 2,383,632.00	\$ 587,650.00	\$ 31,750.00	\$ 52,468.00	\$ 31,429.00	\$ 19,559.00	\$ 22,773.00	\$ 6,595.00	\$ 369,500.00	\$ -	\$ 3,509,025.00
074	SANTA CATARINA	\$ 106,110.00	\$ 93,370.00	\$ 1,813.00	\$ 5,151.00	\$ 414.00	\$ 577.00	\$ 277.00	\$ 74.00	\$ -	\$ -	\$ 168,104.00
075	REFORMA DE TIERRA	\$ 381,942.00	\$ 150,787.00	\$ 4,491.00	\$ 12,872.00	\$ 2,421.00	\$ 2,212.00	\$ 1,617.00	\$ 429.00	\$ -	\$ -	\$ 557,528.00
076	LA REFORMA	\$ 267,588.00	\$ 114,167.00	\$ 3,727.00	\$ 7,732.00	\$ 3,067.00	\$ 1,967.00	\$ 2,115.00	\$ 575.00	\$ -	\$ -	\$ 401,765.00
077	REYES ET LA	\$ 331,750.00	\$ 90,969.00	\$ 4,439.00	\$ 7,344.00	\$ 3,977.00	\$ 2,726.00	\$ 3,022.00	\$ 920.00	\$ 17,239.00	\$ -	\$ 462,884.00
078	HOIAS DE CUAUHTEMOC	\$ 199,788.00	\$ 51,777.00	\$ 2,596.00	\$ 4,695.00	\$ 1,190.00	\$ 1,533.00	\$ 1,284.00	\$ 498.00	\$ 7,754.00	\$ -	\$ 265,374.00
079	SABINA CRUZ	\$ 12,661,250.00	\$ 1,808,872.00	\$ 156,721.00	\$ 185,082.00	\$ 77,522.00	\$ 117,160.00	\$ 104,214.00	\$ 44,514.00	\$ -	\$ -	\$ 15,199,965.00
080	SAN AGUSTIN AMBURGEO	\$ 144,632.00	\$ 52,944.00	\$ 2,246.00	\$ 5,311.00	\$ 1,431.00	\$ 972.00	\$ 936.00	\$ 238.00	\$ 11,709.00	\$ -	\$ 220,798.00
081	SAN AGUSTIN ATENANGO	\$ 160,206.00	\$ 48,622.00	\$ 2,374.00	\$ 5,495.00	\$ 1,683.00	\$ 1,095.00	\$ 1,102.00	\$ 351.00	\$ -	\$ -	\$ 221,710.00
082	SAN AGUSTIN CHAYUCO	\$ 307,102.00	\$ 70,123.00	\$ 4,452.00	\$ 9,112.00	\$ 3,754.00	\$ 2,287.00	\$ 2,538.00	\$ 674.00	\$ -	\$ -	\$ 426,999.00
083	SAN AGUSTIN DE LAS YUNTAS	\$ 709,008.00	\$ 169,807.00	\$ 9,229.00	\$ 9,645.00	\$ 10,456.00	\$ 6,685.00	\$ 8,185.00	\$ 2,576.00	\$ 26,372.00	\$ -	\$ 969,832.00
084	SAN AGUSTIN ET LA	\$ 369,396.00	\$ 84,955.00	\$ 4,705.00	\$ 7,379.00	\$ 3,830.00	\$ 3,072.00	\$ 3,197.00	\$ 1,060.00	\$ 43,552.00	\$ -	\$ 478,086.00
085	SAN AGUSTIN LORECHA	\$ 1,487,964.00	\$ 165,737.00	\$ 20,073.00	\$ 30,142.00	\$ 23,133.00	\$ 12,725.00	\$ 16,328.00	\$ 4,467.00	\$ -	\$ -	\$ 1,762,648.00

Clave de Municipio	Municipio	FONDO GENERAL DE PARTICIPACIONES	FONDO DE FOMENTO MUNICIPAL	FONDO DE IMPUESTOS ESPECIALES SOBRE PRODUCCION Y SERVICIOS	FONDO DE FISCALIZACION Y RECAUDACION	FONDO DE COMPENSACION	IMPUESTO SOBRE AUTOMOVILES NUEVOS	IMPUESTO A LAS VENTAS FINALES DE GASOLINAS Y DIESEL	COMPENSACION DEL IMPUESTO SOBRE AUTOMOVILES NUEVOS SAN	ISR ARTICULO 126	ISR 3-B	Hidrocarburos	total
086	SAN AGUSTIN TLACOATEPEC	\$ 152,900.00	\$ 52,729.00	\$ 2,244.00	\$ 4,268.00	\$ 931.00	\$ 1,191.00	\$ 975.00	\$ 290.00	\$ 370.00	\$ -	\$ -	\$ 215,898.00
087	SAN AGUSTIN YATARENI	\$ 325,268.00	\$ 148,003.00	\$ 4,431.00	\$ 6,967.00	\$ 4,974.00	\$ 2,739.00	\$ 3,448.00	\$ 471.00	\$ 945.00	\$ -	\$ -	\$ 497,246.00
088	SAN ANDRES CABECERA NUEVA	\$ 245,534.00	\$ 73,261.00	\$ 3,710.00	\$ 8,394.00	\$ 2,985.00	\$ 1,709.00	\$ 1,725.00	\$ 540.00	\$ 450.00	\$ -	\$ -	\$ 342,161.00
089	SAN ANDRES CHICULTI	\$ 173,434.00	\$ 38,414.00	\$ 2,557.00	\$ 5,640.00	\$ 1,094.00	\$ 1,329.00	\$ 1,340.00	\$ 360.00	\$ 336.00	\$ 4,253.00	\$ -	\$ 225,404.00
090	SAN ANDRES HUAMPALTEPEC	\$ 467,402.00	\$ 123,722.00	\$ 6,274.00	\$ 11,398.00	\$ 5,590.00	\$ 3,664.00	\$ 4,079.00	\$ 738.00	\$ 1,176.00	\$ -	\$ -	\$ 623,993.00
091	SAN ANDRES HUAYAPAM	\$ 612,812.00	\$ 215,490.00	\$ 8,476.00	\$ 8,736.00	\$ 5,804.00	\$ 5,886.00	\$ 5,978.00	\$ 777.00	\$ 2,276.00	\$ -	\$ -	\$ 985,676.00
092	SAN ANDRES IXTLALAGUA	\$ 176,978.00	\$ 64,354.00	\$ 2,617.00	\$ 5,512.00	\$ 1,612.00	\$ 1,794.00	\$ 1,270.00	\$ 379.00	\$ 369.00	\$ -	\$ -	\$ 234,329.00
093	SAN ANDRES LAGUNAS	\$ 88,244.00	\$ 32,413.00	\$ 1,342.00	\$ 3,235.00	\$ 471.00	\$ 583.00	\$ 410.00	\$ 208.00	\$ 139.00	\$ -	\$ -	\$ 131,718.00
094	SAN ANDRES NUXIÑO	\$ 169,746.00	\$ 59,800.00	\$ 2,518.00	\$ 5,909.00	\$ 1,674.00	\$ 1,148.00	\$ 1,106.00	\$ 374.00	\$ 289.00	\$ -	\$ -	\$ 242,570.00
095	SAN ANDRES PACTLAN	\$ 343,744.00	\$ 132,550.00	\$ 4,958.00	\$ 9,778.00	\$ 4,871.00	\$ 2,637.00	\$ 2,873.00	\$ 634.00	\$ 795.00	\$ -	\$ -	\$ 502,020.00
096	SAN ANDRES SHAXTLA	\$ 130,050.00	\$ 31,359.00	\$ 1,705.00	\$ 3,458.00	\$ 690.00	\$ 967.00	\$ 751.00	\$ 197.00	\$ 282.00	\$ -	\$ -	\$ 189,178.00
097	SAN ANDRES SOLMGA	\$ 163,224.00	\$ 62,355.00	\$ 2,416.00	\$ 5,177.00	\$ 1,681.00	\$ 1,181.00	\$ 1,156.00	\$ 336.00	\$ 332.00	\$ -	\$ -	\$ 267,222.00
098	SAN ANDRES TEOTILALPAM	\$ 310,430.00	\$ 52,579.00	\$ 4,551.00	\$ 9,841.00	\$ 3,797.00	\$ 2,229.00	\$ 2,465.00	\$ 651.00	\$ 621.00	\$ -	\$ -	\$ 387,165.00
099	SAN ANDRES TEPETLAPA	\$ 114,618.00	\$ 59,626.00	\$ 1,998.00	\$ 5,858.00	\$ 340.00	\$ 593.00	\$ 223.00	\$ 362.00	\$ 57.00	\$ -	\$ -	\$ 183,673.00
100	SAN ANDRES YAA	\$ 101,030.00	\$ 49,830.00	\$ 1,739.00	\$ 5,011.00	\$ 352.00	\$ 538.00	\$ 136.00	\$ 308.00	\$ 62.00	\$ -	\$ -	\$ 159,107.00
101	SAN ANDRES ZARACHE	\$ 120,526.00	\$ 52,788.00	\$ 1,997.00	\$ 5,415.00	\$ 669.00	\$ 701.00	\$ 450.00	\$ 355.00	\$ 118.00	\$ -	\$ -	\$ 208,195.00
102	SAN ANDRES ZAUTLA	\$ 315,122.00	\$ 79,419.00	\$ 4,286.00	\$ 7,469.00	\$ 4,830.00	\$ 2,586.00	\$ 3,752.00	\$ 491.00	\$ 869.00	\$ -	\$ -	\$ 418,004.00
103	SAN ANTONIO CASTILLO VELASCO	\$ 657,850.00	\$ 194,091.00	\$ 9,529.00	\$ 13,499.00	\$ 5,431.00	\$ 5,813.00	\$ 5,552.00	\$ 1,224.00	\$ 2,069.00	\$ -	\$ -	\$ 885,058.00
104	SAN ANTONIO EL ALTO	\$ 298,828.00	\$ 99,762.00	\$ 3,961.00	\$ 8,770.00	\$ 2,439.00	\$ 2,095.00	\$ 1,084.00	\$ 621.00	\$ 578.00	\$ -	\$ -	\$ 477,808.00
105	SAN ANTONIO MONTE VERDE	\$ 454,626.00	\$ 61,279.00	\$ 6,405.00	\$ 11,970.00	\$ 6,952.00	\$ 3,594.00	\$ 4,466.00	\$ 792.00	\$ 1,122.00	\$ -	\$ -	\$ 531,166.00
106	SAN ANTONIO AGUILA	\$ 133,698.00	\$ 31,412.00	\$ 1,933.00	\$ 2,874.00	\$ 276.00	\$ 1,166.00	\$ 788.00	\$ 196.00	\$ 412.00	\$ -	\$ -	\$ 175,800.00
107	SAN ANTONIO DE LA CAL	\$ 1,335,858.00	\$ 357,668.00	\$ 16,165.00	\$ 24,917.00	\$ 24,100.00	\$ 11,094.00	\$ 15,135.00	\$ 1,814.00	\$ 3,812.00	\$ -	\$ -	\$ 1,850,700.00
108	SAN ANTONIO HUITEPEC	\$ 330,072.00	\$ 62,744.00	\$ 4,670.00	\$ 9,168.00	\$ 2,646.00	\$ 2,514.00	\$ 2,287.00	\$ 598.00	\$ 767.00	\$ -	\$ -	\$ 421,916.00
109	SAN ANTONIO NAMAHUATIPAM	\$ 113,208.00	\$ 39,728.00	\$ 1,719.00	\$ 3,956.00	\$ 1,120.00	\$ 778.00	\$ 751.00	\$ 253.00	\$ 200.00	\$ -	\$ -	\$ 172,199.00
110	SAN ANTONIO SHICAHUA	\$ 198,000.00	\$ 52,870.00	\$ 2,941.00	\$ 6,485.00	\$ 1,474.00	\$ 1,407.00	\$ 1,211.00	\$ 402.00	\$ 385.00	\$ -	\$ -	\$ 285,175.00
111	SAN ANTONIO TEPETLAPA	\$ 354,712.00	\$ 84,710.00	\$ 4,815.00	\$ 10,552.00	\$ 4,341.00	\$ 2,518.00	\$ 2,825.00	\$ 639.00	\$ 707.00	\$ -	\$ -	\$ 465,819.00
112	SAN BALTAZAR CHICHICAPAN	\$ 365,296.00	\$ 174,990.00	\$ 6,057.00	\$ 16,154.00	\$ 2,327.00	\$ 2,302.00	\$ 1,595.00	\$ 1,000.00	\$ 433.00	\$ -	\$ -	\$ 590,144.00
113	SAN BALTAZAR LOMCHA	\$ 271,688.00	\$ 152,086.00	\$ 1,746.00	\$ 8,642.00	\$ 2,869.00	\$ 1,855.00	\$ 1,882.00	\$ 587.00	\$ 480.00	\$ -	\$ -	\$ 500,874.00

Clave de Municipio	Municipio	FONDO GENERAL DE PARTICIPACIONES	FONDO DE FOMENTO MUNICIPAL	FONDO DE IMPUESTOS ESPECIALES SOBRE PRODUCCION Y SERVICIOS	FONDO DE FISCALIZACION Y RECAUDACION	FONDO DE COMPENSACION	IMPUESTO SOBRE AUTOMOVILES NUEVOS	IMPUESTO A LAS VENTAS RFALES DE GASOLINAS Y DIESEL	FONDO DE COMPENSACION DEL IMPUESTO SOBRE AUTOMOVILES NUEVOS ISAM	ISR ARTICULO 126	ISR 3-B	Hidrocarburos	total
114	SAN BALTIZAR YATZACHI EL BAO	\$ 97,100.00	\$ 39,048.00	\$ 1,581.00	\$ 4,356.00	\$ 616.00	\$ 587.00	\$ 414.00	\$ 264.00	\$ 111.00	\$ 3,552.00	\$ -	\$ 146,423.00
115	SAN BARTOLO COATEPEC	\$ 687,612.00	\$ 224,599.00	\$ 8,851.00	\$ 10,966.00	\$ 9,506.00	\$ 6,183.00	\$ 7,363.00	\$ 843.00	\$ 2,289.00	\$ 91,638.00	\$ -	\$ 1,049,852.00
116	SAN BARTOLOME AVAULTA	\$ 300,810.00	\$ 60,383.00	\$ 4,402.00	\$ 9,292.00	\$ 3,674.00	\$ 2,198.00	\$ 2,445.00	\$ 603.00	\$ 629.00	\$ -	\$ -	\$ 384,436.00
117	SAN BARTOLOME LOIXCHA	\$ 207,816.00	\$ 75,821.00	\$ 3,098.00	\$ 6,828.00	\$ 1,980.00	\$ 1,476.00	\$ 1,423.00	\$ 436.00	\$ 403.00	\$ -	\$ -	\$ 259,291.00
118	SAN BARTOLOME OJUALAMA	\$ 529,508.00	\$ 180,293.00	\$ 6,897.00	\$ 13,810.00	\$ 2,149.00	\$ 3,903.00	\$ 2,809.00	\$ 956.00	\$ 1,178.00	\$ 1,972.00	\$ -	\$ 687,475.00
119	SAN BARTOLOME YUCUBARE	\$ 97,938.00	\$ 44,889.00	\$ 1,652.00	\$ 4,324.00	\$ 663.00	\$ 592.00	\$ 432.00	\$ 279.00	\$ 110.00	\$ 11,064.00	\$ -	\$ 161,948.00
120	SAN BARTOLOME ZOOZOCHO	\$ 105,354.00	\$ 51,651.00	\$ 1,757.00	\$ 4,639.00	\$ 407.00	\$ 632.00	\$ 348.00	\$ 290.00	\$ 116.00	\$ 9,150.00	\$ -	\$ 174,344.00
121	SAN BARTOLO SOYALTEPEC	\$ 110,552.00	\$ 40,715.00	\$ 1,794.00	\$ 4,525.00	\$ 541.00	\$ 695.00	\$ 448.00	\$ 287.00	\$ 146.00	\$ 2,426.00	\$ -	\$ 158,444.00
122	SAN BARTOLO YAUITEPEC	\$ 101,220.00	\$ 46,845.00	\$ 1,556.00	\$ 3,751.00	\$ 592.00	\$ 668.00	\$ 488.00	\$ 246.00	\$ 159.00	\$ 2,918.00	\$ -	\$ 313,649.00
123	SAN BERNARDO MIXTEPEC	\$ 208,338.00	\$ 83,916.00	\$ 3,003.00	\$ 6,408.00	\$ 2,551.00	\$ 1,508.00	\$ 1,668.00	\$ 427.00	\$ 427.00	\$ 5,403.00	\$ -	\$ 1,835,532.00
124	SAN BLAS ATEMPA	\$ 1,406,336.00	\$ 271,777.00	\$ 18,290.00	\$ 26,103.00	\$ 17,504.00	\$ 12,134.00	\$ 13,923.00	\$ 1,941.00	\$ 4,320.00	\$ 57,206.00	\$ -	\$ 1,835,532.00
125	SAN CARLOS YAUITEPEC	\$ 799,442.00	\$ 223,527.00	\$ 10,950.00	\$ 21,200.00	\$ 10,411.00	\$ 6,113.00	\$ 7,103.00	\$ 1,361.00	\$ 1,891.00	\$ -	\$ -	\$ 1,087,000.00
126	SAN CRISTOBAL AMATLAN	\$ 350,432.00	\$ 125,629.00	\$ 4,954.00	\$ 9,801.00	\$ 4,808.00	\$ 2,656.00	\$ 3,168.00	\$ 642.00	\$ 806.00	\$ -	\$ -	\$ 502,896.00
127	SAN CRISTOBAL AMOLETEPEC	\$ 166,136.00	\$ 49,627.00	\$ 2,492.00	\$ 6,141.00	\$ 1,321.00	\$ 1,079.00	\$ 846.00	\$ 372.00	\$ 252.00	\$ 5,467.00	\$ -	\$ 233,593.00
128	SAN CRISTOBAL LAGUNILLAS	\$ 137,348.00	\$ 71,573.00	\$ 2,164.00	\$ 5,227.00	\$ 1,221.00	\$ 902.00	\$ 803.00	\$ 364.00	\$ 209.00	\$ -	\$ -	\$ 219,811.00
129	SAN CRISTOBAL SUCHITLANHUACA	\$ 194,938.00	\$ 81,477.00	\$ 2,374.00	\$ 4,676.00	\$ 325.00	\$ 1,441.00	\$ 874.00	\$ 273.00	\$ 442.00	\$ -	\$ -	\$ 286,770.00
130	SAN DOMINGO DEL MAR	\$ 431,000.00	\$ 127,568.00	\$ 6,421.00	\$ 14,013.00	\$ 4,622.00	\$ 3,081.00	\$ 3,171.00	\$ 899.00	\$ 849.00	\$ 14,431.00	\$ -	\$ 606,255.00
131	SAN DOMINGO OCOATEPEC	\$ 843,962.00	\$ 230,513.00	\$ 11,930.00	\$ 24,931.00	\$ 10,248.00	\$ 6,184.00	\$ 6,850.00	\$ 1,644.00	\$ 1,793.00	\$ 16,307.00	\$ -	\$ 1,154,357.00
132	SAN DOMINGO OCOYAN	\$ 187,130.00	\$ 61,190.00	\$ 2,656.00	\$ 5,807.00	\$ 1,250.00	\$ 1,333.00	\$ 1,091.00	\$ 372.00	\$ 370.00	\$ 9,965.00	\$ -	\$ 271,184.00
133	SAN ESTEBAN ATATLAHUCA	\$ 327,146.00	\$ 82,992.00	\$ 4,778.00	\$ 9,362.00	\$ 3,521.00	\$ 2,501.00	\$ 2,606.00	\$ 630.00	\$ 781.00	\$ -	\$ -	\$ 434,256.00
134	SAN FELIPE MALAPA DE JALZ	\$ 1,619,918.00	\$ 470,089.00	\$ 21,815.00	\$ 36,090.00	\$ 25,333.00	\$ 13,322.00	\$ 17,140.00	\$ 2,444.00	\$ 4,096.00	\$ -	\$ -	\$ 2,210,647.00
135	SAN FELIPE TEJALAPAM	\$ 489,780.00	\$ 80,637.00	\$ 6,638.00	\$ 9,966.00	\$ 7,456.00	\$ 4,193.00	\$ 5,248.00	\$ 606.00	\$ 1,472.00	\$ -	\$ -	\$ 606,076.00
136	SAN FELIPE USILA	\$ 797,968.00	\$ 318,278.00	\$ 10,962.00	\$ 19,978.00	\$ 11,007.00	\$ 6,299.00	\$ 7,504.00	\$ 1,306.00	\$ 2,074.00	\$ 58,631.00	\$ -	\$ 1,233,907.00
137	SAN FRANCISCO CAHUACUA	\$ 373,250.00	\$ 112,991.00	\$ 5,181.00	\$ 9,283.00	\$ 3,085.00	\$ 2,967.00	\$ 2,781.00	\$ 683.00	\$ 957.00	\$ 30,859.00	\$ -	\$ 542,017.00
138	SAN FRANCISCO COJONOS	\$ 100,730.00	\$ 37,073.00	\$ 1,600.00	\$ 3,464.00	\$ 409.00	\$ 726.00	\$ 490.00	\$ 231.00	\$ 199.00	\$ -	\$ -	\$ 144,922.00
139	SAN FRANCISCO CHAPULAPA	\$ 200,792.00	\$ 51,529.00	\$ 3,110.00	\$ 7,334.00	\$ 1,963.00	\$ 1,349.00	\$ 1,294.00	\$ 467.00	\$ 311.00	\$ -	\$ -	\$ 270,158.00
140	SAN FRANCISCO CHIHUIA	\$ 90,568.00	\$ 35,273.00	\$ 2,419.00	\$ 3,381.00	\$ 738.00	\$ 606.00	\$ 519.00	\$ 216.00	\$ 146.00	\$ 454.00	\$ -	\$ 133,370.00
141	SAN FRANCISCO DEL MAR	\$ 643,814.00	\$ 163,264.00	\$ 8,983.00	\$ 13,740.00	\$ 7,804.00	\$ 5,508.00	\$ 6,178.00	\$ 936.00	\$ 1,923.00	\$ -	\$ -	\$ 852,151.00

Clave de Municipio	Municipio	FONDO GENERAL DE PARTICIPACIONES	FONDO DE FOMENTO MUNICIPAL	FONDO DE IMPUESTOS ESPECIALES SOBRE PRODUCCION Y SERVICIOS	FONDO DE FISCALIZACION Y RECAUDACION	FONDO DE COMPENSACION	IMPUESTO SOBRE AUTOMOVILES NUEVOS	IMPUESTO A LAS VENTAS FINALES DE GASOLINAS Y DIESEL	FONDO DE COMPENSACION DEL IMPUESTO SOBRE AUTOMOVILES NUEVOS RAN	ISR ARTICULO 125	ISR 3-6	Hidrocarburos	total
142	SAN FRANCISCO	\$ 112,440.00	\$ 40,048.00	\$ 1,798.00	\$ 4,801.00	\$ 752.00	\$ 870.00	\$ 490.00	\$ 300.00	\$ 123.00	\$ -	\$ -	\$ 161,422.00
143	HUEHUETLAN	\$ 1,001,158.00	\$ 219,128.00	\$ 12,596.00	\$ 18,245.00	\$ 8,606.00	\$ 8,530.00	\$ 8,244.00	\$ 1,379.00	\$ 2,984.00	\$ 35,263.00	\$ -	\$ 1,316,132.00
144	IXHUATAN	\$ 303,768.00	\$ 38,941.00	\$ 1,578.00	\$ 3,824.00	\$ 969.00	\$ 668.00	\$ 624.00	\$ 253.00	\$ 157.00	\$ 2,178.00	\$ -	\$ 150,966.00
145	SAN FRANCISCO	\$ 466,112.00	\$ 95,434.00	\$ 5,944.00	\$ 7,841.00	\$ 4,778.00	\$ 4,096.00	\$ 4,271.00	\$ 681.00	\$ 1,435.00	\$ 19,362.00	\$ -	\$ 610,004.00
146	TACHIGUALO	\$ 241,522.00	\$ 94,758.00	\$ 3,608.00	\$ 8,030.00	\$ 2,512.00	\$ 1,701.00	\$ 1,712.00	\$ 578.00	\$ 487.00	\$ -	\$ -	\$ 354,828.00
147	SAN FRANCISCO	\$ 151,402.00	\$ 65,391.00	\$ 2,302.00	\$ 5,328.00	\$ 342.00	\$ 1,037.00	\$ 578.00	\$ 336.00	\$ 265.00	\$ -	\$ -	\$ 226,881.00
148	MILZARAO	\$ 219,492.00	\$ 82,415.00	\$ 3,132.00	\$ 7,709.00	\$ 1,954.00	\$ 1,430.00	\$ 1,309.00	\$ 457.00	\$ 343.00	\$ -	\$ -	\$ 318,741.00
149	SAN FRANCISCO	\$ 170,120.00	\$ 67,929.00	\$ 2,498.00	\$ 5,440.00	\$ 1,806.00	\$ 1,215.00	\$ 1,242.00	\$ 369.00	\$ 335.00	\$ -	\$ -	\$ 150,954.00
150	SAN FRANCISCO	\$ 749,990.00	\$ 95,608.00	\$ 9,714.00	\$ 15,304.00	\$ 12,690.00	\$ 6,249.00	\$ 8,240.00	\$ 1,009.00	\$ 2,154.00	\$ -	\$ -	\$ 900,998.00
151	TEKILAHUACA	\$ 69,526.00	\$ 30,075.00	\$ 1,174.00	\$ 3,374.00	\$ 281.00	\$ 374.00	\$ 181.00	\$ 207.00	\$ 46.00	\$ -	\$ -	\$ 106,238.00
152	SAN FRANCISCO	\$ 188,038.00	\$ 48,240.00	\$ 2,813.00	\$ 6,072.00	\$ 2,186.00	\$ 1,355.00	\$ 1,466.00	\$ 392.00	\$ 378.00	\$ 8,193.00	\$ -	\$ 259,133.00
153	TLAPANGUO	\$ 307,590.00	\$ 47,176.00	\$ 4,356.00	\$ 9,566.00	\$ 4,850.00	\$ 2,340.00	\$ 2,848.00	\$ 564.00	\$ 713.00	\$ -	\$ -	\$ 378,603.00
154	SAN ILDEFONSO	\$ 252,106.00	\$ 84,876.00	\$ 3,674.00	\$ 7,877.00	\$ 2,099.00	\$ 1,821.00	\$ 1,650.00	\$ 520.00	\$ 513.00	\$ 13,688.00	\$ -	\$ 368,774.00
155	SOLA	\$ 138,282.00	\$ 59,206.00	\$ 2,201.00	\$ 5,402.00	\$ 942.00	\$ 899.00	\$ 702.00	\$ 341.00	\$ 205.00	\$ -	\$ -	\$ 208,180.00
156	SAN ILDEFONSO	\$ 320,362.00	\$ 80,483.00	\$ 4,657.00	\$ 8,340.00	\$ 3,341.00	\$ 2,570.00	\$ 2,638.00	\$ 580.00	\$ 879.00	\$ 8,155.00	\$ -	\$ 431,964.00
157	VILLA ALTA	\$ 1,820,976.00	\$ 296,591.00	\$ 22,452.00	\$ 27,659.00	\$ 15,559.00	\$ 16,184.00	\$ 15,801.00	\$ 2,172.00	\$ 5,971.00	\$ -	\$ -	\$ 2,223,566.00
158	AMULPAS	\$ 290,444.00	\$ 80,723.00	\$ 4,328.00	\$ 7,310.00	\$ 2,011.00	\$ 2,404.00	\$ 2,105.00	\$ 571.00	\$ 797.00	\$ 9,779.00	\$ -	\$ 400,472.00
159	SAN JERONIMO	\$ 372,252.00	\$ 73,386.00	\$ 5,162.00	\$ 10,090.00	\$ 4,951.00	\$ 2,836.00	\$ 3,253.00	\$ 651.00	\$ 870.00	\$ -	\$ -	\$ 473,572.00
160	COATLAN	\$ 174,208.00	\$ 58,130.00	\$ 2,445.00	\$ 5,741.00	\$ 1,285.00	\$ 1,177.00	\$ 991.00	\$ 359.00	\$ 302.00	\$ -	\$ -	\$ 254,137.00
161	SAN JERONIMO	\$ 217,828.00	\$ 49,341.00	\$ 3,265.00	\$ 7,228.00	\$ 2,464.00	\$ 1,542.00	\$ 1,620.00	\$ 469.00	\$ 414.00	\$ -	\$ -	\$ 284,767.00
162	SOSOLA	\$ 169,250.00	\$ 42,706.00	\$ 2,484.00	\$ 5,511.00	\$ 1,836.00	\$ 1,195.00	\$ 1,255.00	\$ 946.00	\$ 325.00	\$ -	\$ -	\$ 230,075.00
163	TANICHÉ	\$ 145,976.00	\$ 90,691.00	\$ 2,295.00	\$ 5,302.00	\$ 1,414.00	\$ 966.00	\$ 919.00	\$ 341.00	\$ 231.00	\$ 5,197.00	\$ -	\$ 171,765.00
164	TECOATL	\$ 223,460.00	\$ 49,836.00	\$ 3,276.00	\$ 7,899.00	\$ 2,589.00	\$ 1,588.00	\$ 1,701.00	\$ 466.00	\$ 436.00	\$ -	\$ -	\$ 290,551.00
165	SAN JOSE AYUQUILA	\$ 162,858.00	\$ 65,487.00	\$ 2,434.00	\$ 5,609.00	\$ 1,466.00	\$ 1,113.00	\$ 1,092.00	\$ 350.00	\$ 287.00	\$ -	\$ -	\$ 259,846.00
166	SAN JOSE CHILTEPEC	\$ 821,924.00	\$ 174,910.00	\$ 11,449.00	\$ 18,951.00	\$ 10,249.00	\$ 6,802.00	\$ 7,678.00	\$ 1,277.00	\$ 2,295.00	\$ -	\$ -	\$ 1,055,535.00
167	SAN JOSE DEL PEÑASCO	\$ 198,954.00	\$ 69,621.00	\$ 2,908.00	\$ 5,766.00	\$ 1,924.00	\$ 1,512.00	\$ 1,495.00	\$ 373.00	\$ 457.00	\$ -	\$ -	\$ 283,010.00
168	SAN JOSE ESTANCIA GRANDE	\$ 106,924.00	\$ 38,148.00	\$ 1,711.00	\$ 4,391.00	\$ 842.00	\$ 665.00	\$ 545.00	\$ 276.00	\$ 137.00	\$ -	\$ -	\$ 153,635.00
169	SAN JOSE INDEPENDENCIA	\$ 309,010.00	\$ 92,530.00	\$ 4,587.00	\$ 9,936.00	\$ 3,710.00	\$ 2,221.00	\$ 2,466.00	\$ 638.00	\$ 638.00	\$ -	\$ -	\$ 425,716.00

Clave de Municipio	Municipio	FONDO GENERAL DE PARTICIPACIONES	FONDO DE FOMENTO MUNICIPAL	FONDO DE IMPUESTOS ESPECIALES SOBRE PRODUCCION Y SERVICIOS	FONDO DE FISCALIZACION Y RECAUDACION	FONDO DE COMPENSACION	IMPUESTO SOBRE AUTOMOVILES NUEVOS	IMPUESTO A LAS VENTAS FINALES DE GASOLINAS Y DIESEL	FONDO DE COMPENSACION DEL IMPUESTO SOBRE AUTOMOVILES NUEVOS ISAN	ISR ARTICULO 126	ISR 3-B	Hidrocarburos	total
170	SAN JOSE LACHIGUURI	\$ 346,634.00	\$ 93,214.00	\$ 4,620.00	\$ 11,363.00	\$ 3,259.00	\$ 2,266.00	\$ 2,184.00	\$ 657.00	\$ 560.00	\$ -	\$ -	\$ 464,757.00
171	SAN JOSE TENANGO	\$ 1,182,146.00	\$ 237,590.00	\$ 16,409.00	\$ 29,628.00	\$ 15,576.00	\$ 9,385.00	\$ 11,180.00	\$ 1,986.00	\$ 3,027.00	\$ 72,751.00	\$ -	\$ 1,579,678.00
172	SAN JUAN ACHIUTLA	\$ 60,602.00	\$ 21,934.00	\$ 955.00	\$ 2,174.00	\$ 372.00	\$ 420.00	\$ 321.00	\$ 139.00	\$ 108.00	\$ -	\$ -	\$ 87,025.00
173	SAN JUAN ATEPEC	\$ 160,108.00	\$ 53,926.00	\$ 2,285.00	\$ 4,846.00	\$ 1,321.00	\$ 1,164.00	\$ 1,053.00	\$ 312.00	\$ 333.00	\$ 13,373.00	\$ -	\$ 238,771.00
174	ANIMAS TRUJANO	\$ 357,838.00	\$ 99,721.00	\$ 4,720.00	\$ 6,434.00	\$ 4,184.00	\$ 3,150.00	\$ 3,466.00	\$ 441.00	\$ 1,141.00	\$ -	\$ -	\$ 481,093.00
175	SAN JUAN BAUTISTA ATATLAHUCA	\$ 148,744.00	\$ 59,659.00	\$ 2,305.00	\$ 5,723.00	\$ 1,285.00	\$ 956.00	\$ 841.00	\$ 363.00	\$ 715.00	\$ -	\$ -	\$ 222,268.00
176	SAN JUAN BAUTISTA COXTLAHUACA	\$ 179,908.00	\$ 84,197.00	\$ 4,155.00	\$ 9,664.00	\$ 2,450.00	\$ 1,903.00	\$ 1,731.00	\$ 639.00	\$ 484.00	\$ 2,177.00	\$ -	\$ 385,031.00
177	SAN JUAN BAUTISTA CUCATLAN	\$ 759,708.00	\$ 117,443.00	\$ 10,597.00	\$ 16,473.00	\$ 9,430.00	\$ 6,452.00	\$ 7,259.00	\$ 1,172.00	\$ 2,234.00	\$ -	\$ -	\$ 1,054,510.00
178	SAN JUAN BAUTISTA GUELACHE	\$ 384,652.00	\$ 55,427.00	\$ 5,094.00	\$ 8,673.00	\$ 6,114.00	\$ 3,115.00	\$ 3,493.00	\$ 580.00	\$ 1,037.00	\$ -	\$ -	\$ 468,685.00
179	SAN JUAN BAUTISTA JAYACATLAN	\$ 174,838.00	\$ 68,022.00	\$ 2,651.00	\$ 5,775.00	\$ 1,309.00	\$ 1,252.00	\$ 1,069.00	\$ 378.00	\$ 344.00	\$ 6,130.00	\$ -	\$ 261,748.00
180	SAN JUAN BAUTISTA LO DE SOTO	\$ 186,238.00	\$ 56,856.00	\$ 2,805.00	\$ 6,120.00	\$ 2,122.00	\$ 1,345.00	\$ 1,412.00	\$ 394.00	\$ 371.00	\$ -	\$ -	\$ 258,863.00
181	SAN JUAN BAUTISTA SUCHITEPEC	\$ 94,056.00	\$ 41,031.00	\$ 1,498.00	\$ 3,869.00	\$ 410.00	\$ 581.00	\$ 352.00	\$ 241.00	\$ 118.00	\$ -	\$ -	\$ 148,231.00
182	SAN JUAN BAUTISTA TLAOAZINTIPEC	\$ 278,682.00	\$ 49,493.00	\$ 3,996.00	\$ 6,066.00	\$ 1,950.00	\$ 2,407.00	\$ 2,168.00	\$ 408.00	\$ 644.00	\$ 6,075.00	\$ -	\$ 357,260.00
183	SAN JUAN BAUTISTA TLAOAZINTIPEC	\$ 157,680.00	\$ 63,820.00	\$ 2,408.00	\$ 5,634.00	\$ 1,328.00	\$ 1,069.00	\$ 948.00	\$ 360.00	\$ 768.00	\$ 11,246.00	\$ -	\$ 243,839.00
184	SAN JUAN BAUTISTA TUXTEPEC	\$ 22,428,348.00	\$ 6,619,869.00	\$ 277,827.00	\$ 421,754.00	\$ 145,764.00	\$ 187,779.00	\$ 165,182.00	\$ 27,189.00	\$ 65,602.00	\$ 10,324.00	\$ 221,006.00	\$ 30,570,120.00
185	SAN JUAN TACAHUATEPEC	\$ 555,862.00	\$ 113,363.00	\$ 7,714.00	\$ 13,876.00	\$ 8,090.00	\$ 4,422.00	\$ 5,409.00	\$ 928.00	\$ 1,429.00	\$ -	\$ -	\$ 711,093.00
186	SAN JUAN TIENEGUILLA	\$ 105,630.00	\$ 54,326.00	\$ 1,769.00	\$ 4,902.00	\$ 474.00	\$ 597.00	\$ 328.00	\$ 305.00	\$ 90.00	\$ -	\$ -	\$ 168,421.00
187	SAN JUAN COATZACOAPAN	\$ 180,370.00	\$ 49,842.00	\$ 2,734.00	\$ 6,793.00	\$ 1,620.00	\$ 1,160.00	\$ 1,050.00	\$ 433.00	\$ 263.00	\$ -	\$ -	\$ 244,265.00
188	SAN JUAN COLORADO	\$ 608,370.00	\$ 70,857.00	\$ 8,365.00	\$ 14,333.00	\$ 8,596.00	\$ 4,945.00	\$ 5,993.00	\$ 966.00	\$ 1,641.00	\$ -	\$ -	\$ 723,266.00
189	SAN JUAN COMALTEPEC	\$ 277,696.00	\$ 54,369.00	\$ 3,957.00	\$ 6,861.00	\$ 2,776.00	\$ 2,339.00	\$ 2,409.00	\$ 431.00	\$ 800.00	\$ -	\$ -	\$ 351,132.00
190	SAN JUAN COITZCOAN	\$ 1,440,222.00	\$ 153,180.00	\$ 19,667.00	\$ 33,125.00	\$ 20,177.00	\$ 11,783.00	\$ 14,189.00	\$ 2,231.00	\$ 3,944.00	\$ -	\$ 245,319.00	\$ 1,943,837.00
191	SAN JUAN CHICOMEZUCHIL	\$ 53,420.00	\$ 23,740.00	\$ 890.00	\$ 2,325.00	\$ 269.00	\$ 324.00	\$ 202.00	\$ 153.00	\$ 61.00	\$ -	\$ -	\$ 81,384.00
192	SAN JUAN CHULTECA	\$ 186,744.00	\$ 67,117.00	\$ 2,669.00	\$ 4,759.00	\$ 1,393.00	\$ 1,498.00	\$ 1,335.00	\$ 333.00	\$ 485.00	\$ 1,054.00	\$ -	\$ 262,487.00

Clave de Municipio	Municipio	FONDO GENERAL DE PARTICIPACIONES	FONDO DE FOMENTO MUNICIPAL	FONDO DE IMPUESTOS ESPECIALES SOBRE PRODUCCION Y SERVICIOS	FONDO DE FISCALIZACION Y RECAUDACION	FONDO DE COMPENSACION	IMPUESTO SOBRE AUTOMOVILES NUEVOS	IMPUESTO A LAS VENTAS FINALES DE GASOLINAS Y DIESEL	FONDO DE COMPENSACION DEL IMPUESTO SOBRE AUTOMOVILES NUEVOS EMAN	ISR ARTICULO 126	ISR 3-B	Hidrocarburos	Total
193	SAN JUAN DEL ESTADO	\$ 321,994.00	\$ 61,943.00	\$ 4,457.00	\$ 5,041.00	\$ 2,556.00	\$ 3,030.00	\$ 2,906.00	\$ 372.00	\$ 1,154.00	\$ -	\$ -	\$ 403,453.00
194	SAN JUAN DEL RIO	\$ 199,188.00	\$ 63,079.00	\$ 2,726.00	\$ 6,107.00	\$ 1,247.00	\$ 1,305.00	\$ 1,094.00	\$ 445.00	\$ 374.00	\$ 3,550.00	\$ -	\$ 279,195.00
195	SAN JUAN GUIBU	\$ 188,158.00	\$ 68,834.00	\$ 2,953.00	\$ 7,028.00	\$ 938.00	\$ 1,319.00	\$ 899.00	\$ 497.00	\$ 321.00	\$ -	\$ -	\$ 280,947.00
196	SAN JUAN EVANGELISTA	\$ 161,796.00	\$ 37,384.00	\$ 2,388.00	\$ 3,330.00	\$ 371.00	\$ 1,454.00	\$ 1,036.00	\$ 225.00	\$ 526.00	\$ -	\$ -	\$ 210,286.00
197	SAN JUAN GUELAVIA	\$ 420,072.00	\$ 123,890.00	\$ 5,758.00	\$ 10,039.00	\$ 2,974.00	\$ 3,384.00	\$ 3,994.00	\$ 684.00	\$ 1,112.00	\$ 1,576.00	\$ -	\$ 570,507.00
198	SAN JUAN GUICHICOVI	\$ 2,004,578.00	\$ 747,154.00	\$ 26,740.00	\$ 42,360.00	\$ 20,666.00	\$ 16,766.00	\$ 19,755.00	\$ 2,806.00	\$ 5,770.00	\$ -	\$ -	\$ 2,892,604.00
199	SAN JUAN JIQUILTEPEC	\$ 97,514.00	\$ 42,598.00	\$ 1,613.00	\$ 4,547.00	\$ 441.00	\$ 541.00	\$ 296.00	\$ 280.00	\$ 77.00	\$ 8,998.00	\$ -	\$ 156,845.00
200	SAN JUAN JUQUILA	\$ 279,572.00	\$ 57,662.00	\$ 4,112.00	\$ 9,037.00	\$ 3,409.00	\$ 1,987.00	\$ 2,159.00	\$ 584.00	\$ 545.00	\$ -	\$ -	\$ 358,957.00
201	SAN JUAN MEXICALTEPEC	\$ 165,872.00	\$ 37,977.00	\$ 2,506.00	\$ 5,533.00	\$ 1,693.00	\$ 1,176.00	\$ 1,470.00	\$ 355.00	\$ 319.00	\$ -	\$ -	\$ 216,601.00
202	SAN JUAN MEXICALTEPEC	\$ 343,348.00	\$ 109,161.00	\$ 4,835.00	\$ 5,603.00	\$ 4,121.00	\$ 2,597.00	\$ 3,864.00	\$ 616.00	\$ 787.00	\$ -	\$ -	\$ 477,972.00
203	SAN JUAN MEXICALTEPEC	\$ 266,728.00	\$ 89,009.00	\$ 3,985.00	\$ 8,810.00	\$ 3,150.00	\$ 1,890.00	\$ 2,051.00	\$ 571.00	\$ 513.00	\$ -	\$ -	\$ 350,711.00
204	SAN JUAN MEXICALTEPEC	\$ 89,008.00	\$ 38,133.00	\$ 1,360.00	\$ 3,369.00	\$ 575.00	\$ 575.00	\$ 435.00	\$ 209.00	\$ 131.00	\$ 13,257.00	\$ -	\$ 147,052.00
205	SAN JUAN MEXICALTEPEC	\$ 1,155,342.00	\$ 390,925.00	\$ 16,018.00	\$ 28,963.00	\$ 15,157.00	\$ 9,765.00	\$ 10,749.00	\$ 1,900.00	\$ 2,990.00	\$ -	\$ 39,594.00	\$ 1,670,903.00
206	SAN JUAN MEXICALTEPEC	\$ 179,654.00	\$ 44,107.00	\$ 2,649.00	\$ 5,541.00	\$ 2,187.00	\$ 1,318.00	\$ 1,450.00	\$ 381.00	\$ 378.00	\$ -	\$ -	\$ 237,665.00
207	SAN JUAN MEXICALTEPEC	\$ 1,330,374.00	\$ 197,875.00	\$ 18,030.00	\$ 28,296.00	\$ 17,077.00	\$ 11,192.00	\$ 12,916.00	\$ 1,970.00	\$ 3,860.00	\$ -	\$ 32,824.00	\$ 1,654,164.00
208	SAN JUAN MEXICALTEPEC	\$ 501,940.00	\$ 130,548.00	\$ 7,261.00	\$ 15,528.00	\$ 6,206.00	\$ 3,631.00	\$ 4,058.00	\$ 1,009.00	\$ 1,077.00	\$ -	\$ -	\$ 671,208.00
209	SAN JUAN MEXICALTEPEC	\$ 126,264.00	\$ 63,672.00	\$ 2,072.00	\$ 5,744.00	\$ 543.00	\$ 715.00	\$ 391.00	\$ 360.00	\$ 111.00	\$ -	\$ -	\$ 202,336.00
210	SAN JUAN MEXICALTEPEC	\$ 419,906.00	\$ 61,881.00	\$ 6,018.00	\$ 12,983.00	\$ 5,201.00	\$ 3,010.00	\$ 3,360.00	\$ 843.00	\$ 845.00	\$ -	\$ -	\$ 513,047.00
211	SAN JUAN MEXICALTEPEC	\$ 244,490.00	\$ 67,882.00	\$ 3,539.00	\$ 7,624.00	\$ 3,046.00	\$ 1,760.00	\$ 1,977.00	\$ 488.00	\$ 495.00	\$ -	\$ -	\$ 335,314.00
212	SAN JUAN MEXICALTEPEC	\$ 250,540.00	\$ 54,353.00	\$ 3,776.00	\$ 8,282.00	\$ 2,772.00	\$ 1,784.00	\$ 1,867.00	\$ 535.00	\$ 487.00	\$ -	\$ -	\$ 324,406.00
213	SAN JUAN MEXICALTEPEC	\$ 423,864.00	\$ 103,748.00	\$ 5,668.00	\$ 9,220.00	\$ 3,774.00	\$ 3,507.00	\$ 3,439.00	\$ 586.00	\$ 1,195.00	\$ 15,022.00	\$ -	\$ 569,527.00
214	SAN JUAN MEXICALTEPEC	\$ 194,944.00	\$ 45,647.00	\$ 2,919.00	\$ 6,846.00	\$ 1,832.00	\$ 1,321.00	\$ 1,243.00	\$ 445.00	\$ 333.00	\$ -	\$ -	\$ 255,546.00
215	SAN JUAN MEXICALTEPEC	\$ 110,806.00	\$ 48,974.00	\$ 1,563.00	\$ 3,348.00	\$ 802.00	\$ 797.00	\$ 677.00	\$ 231.00	\$ 225.00	\$ -	\$ -	\$ 167,423.00
216	SAN JUAN MEXICALTEPEC	\$ 109,546.00	\$ 66,816.00	\$ 2,316.00	\$ 5,841.00	\$ 1,126.00	\$ 948.00	\$ 766.00	\$ 363.00	\$ 207.00	\$ -	\$ -	\$ 229,203.00
217	SAN JUAN MEXICALTEPEC	\$ 282,074.00	\$ 59,024.00	\$ 4,129.00	\$ 9,540.00	\$ 2,919.00	\$ 1,927.00	\$ 1,951.00	\$ 697.00	\$ 496.00	\$ -	\$ -	\$ 362,647.00
218	SAN JUAN MEXICALTEPEC	\$ 100,218.00	\$ 50,253.00	\$ 1,665.00	\$ 4,082.00	\$ 490.00	\$ 556.00	\$ 316.00	\$ 290.00	\$ 79.00	\$ -	\$ -	\$ 163,868.00
219	SAN JUAN MEXICALTEPEC	\$ 237,614.00	\$ 74,289.00	\$ 3,623.00	\$ 8,264.00	\$ 2,401.00	\$ 1,644.00	\$ 1,614.00	\$ 540.00	\$ 426.00	\$ -	\$ -	\$ 330,415.00
220	SAN JUAN MEXICALTEPEC	\$ 257,864.00	\$ 78,698.00	\$ 3,781.00	\$ 8,097.00	\$ 2,432.00	\$ 1,865.00	\$ 1,791.00	\$ 535.00	\$ 525.00	\$ -	\$ -	\$ 355,591.00
221	SAN JUAN MEXICALTEPEC	\$ 134,082.00	\$ 51,614.00	\$ 2,002.00	\$ 4,226.00	\$ 1,353.00	\$ 949.00	\$ 937.00	\$ 282.00	\$ 258.00	\$ -	\$ -	\$ 195,993.00

Clave de Municipio	Municipio	FONDO GENERAL DE PARTICIPACIONES	FONDO DE FOMENTO MUNICIPAL	FONDO DE IMPUESTOS ESPECIALES SOBRE PRODUCCION Y SERVICIOS	FONDO DE FISCALIZACION Y RECALCULACION	FONDO DE COMPENSACION	IMPUESTO SOBRE AUTOMOVILES NUEVOS	IMPUESTO A LAS VENTAS FINALES DE GASOLINAS Y DIESEL	FONDO DE COMPENSACION DEL IMPUESTO SOBRE AUTOMOVILES NUEVOS CAN	ISR ARTICULO 136	ISR 3-0	Hidrocarburos	total
250	SAN MATEO	\$ 252,820.00	\$ 62,683.00	\$ 3,266.00	\$ 6,485.00	\$ 1,125.00	\$ 1,896.00	\$ 1,405.00	\$ 397.00	\$ 581.00	\$ -	\$ -	\$ 330,658.00
251	ETLAHORGO	\$ 149,896.00	\$ 61,218.00	\$ 2,398.00	\$ 6,248.00	\$ 1,089.00	\$ 916.00	\$ 713.00	\$ 396.00	\$ 181.00	\$ -	\$ -	\$ 223,055.00
252	NEJAPAM	\$ 188,266.00	\$ 49,846.00	\$ 2,848.00	\$ 6,373.00	\$ 2,136.00	\$ 1,333.00	\$ 1,394.00	\$ 409.00	\$ 353.00	\$ -	\$ -	\$ 265,174.00
253	PERASCO	\$ 217,470.00	\$ 77,890.00	\$ 3,419.00	\$ 8,521.00	\$ 1,781.00	\$ 1,393.00	\$ 1,195.00	\$ 537.00	\$ 309.00	\$ 12,226.00	\$ -	\$ 312,519.00
254	SAN MATEO RIO	\$ 287,772.00	\$ 87,319.00	\$ 4,189.00	\$ 8,733.00	\$ 2,887.00	\$ 2,116.00	\$ 2,130.00	\$ 587.00	\$ 612.00	\$ -	\$ -	\$ 396,320.00
255	HONDO	\$ 382,466.00	\$ 46,946.00	\$ 2,876.00	\$ 6,514.00	\$ 1,778.00	\$ 1,197.00	\$ 1,146.00	\$ 409.00	\$ 787.00	\$ -	\$ -	\$ 243,419.00
256	SAN MATEO	\$ 84,140.00	\$ 39,022.00	\$ 1,338.00	\$ 3,719.00	\$ 208.00	\$ 478.00	\$ 207.00	\$ 231.00	\$ 77.00	\$ 3,834.00	\$ -	\$ 133,254.00
257	ILAPILTEPEC	\$ 131,374.00	\$ 54,954.00	\$ 2,128.00	\$ 5,538.00	\$ 944.00	\$ 802.00	\$ 616.00	\$ 359.00	\$ 156.00	\$ -	\$ -	\$ 196,821.00
258	BETAZA	\$ 125,262.00	\$ 47,553.00	\$ 1,906.00	\$ 4,180.00	\$ 631.00	\$ 893.00	\$ 648.00	\$ 273.00	\$ 243.00	\$ 5,413.00	\$ -	\$ 137,003.00
259	SAN MIGUEL	\$ 223,646.00	\$ 109,797.00	\$ 3,315.00	\$ 8,006.00	\$ 1,912.00	\$ 1,476.00	\$ 1,320.00	\$ 506.00	\$ 356.00	\$ -	\$ -	\$ 350,334.00
260	AHUJUITLAN	\$ 108,958.00	\$ 53,287.00	\$ 2,822.00	\$ 6,377.00	\$ 1,974.00	\$ 1,316.00	\$ 1,321.00	\$ 412.00	\$ 348.00	\$ -	\$ -	\$ 256,915.00
261	ALOAPAM	\$ 473,808.00	\$ 320,701.00	\$ 6,657.00	\$ 12,618.00	\$ 6,207.00	\$ 3,674.00	\$ 4,265.00	\$ 836.00	\$ 1,150.00	\$ 38,090.00	\$ -	\$ 888,006.00
262	AMATILAN	\$ 105,568.00	\$ 33,569.00	\$ 1,633.00	\$ 3,649.00	\$ 902.00	\$ 716.00	\$ 656.00	\$ 253.00	\$ 192.00	\$ 7,065.00	\$ -	\$ 154,263.00
263	AMATLAN	\$ 293,642.00	\$ 93,977.00	\$ 4,098.00	\$ 8,967.00	\$ 2,849.00	\$ 2,081.00	\$ 2,049.00	\$ 561.00	\$ 580.00	\$ -	\$ -	\$ 407,804.00
264	COATLAN	\$ 193,130.00	\$ 87,776.00	\$ 2,917.00	\$ 6,962.00	\$ 1,940.00	\$ 1,289.00	\$ 1,258.00	\$ 438.00	\$ 315.00	\$ -	\$ -	\$ 298,394.00
265	CHICAHUA	\$ 572,346.00	\$ 60,506.00	\$ 8,023.00	\$ 12,655.00	\$ 6,001.00	\$ 4,856.00	\$ 5,100.00	\$ 850.00	\$ 1,679.00	\$ 2,368.00	\$ -	\$ 705,607.00
266	CHIMALAPA	\$ 585,668.00	\$ 631,382.00	\$ 7,939.00	\$ 15,056.00	\$ 7,683.00	\$ 4,524.00	\$ 5,266.00	\$ 962.00	\$ 1,421.00	\$ 33,681.00	\$ -	\$ 1,259,895.00
267	PUEERTO	\$ 67,560.00	\$ 35,360.00	\$ 1,159.00	\$ 3,334.00	\$ 223.00	\$ 360.00	\$ 153.00	\$ 208.00	\$ 42.00	\$ -	\$ -	\$ 104,389.00
268	SAN MIGUEL DEL RIO	\$ 148,780.00	\$ 51,102.00	\$ 2,213.00	\$ 4,460.00	\$ 1,095.00	\$ 1,122.00	\$ 953.00	\$ 289.00	\$ 334.00	\$ 10,131.00	\$ -	\$ 220,423.00
269	SAN MIGUEL EL GRANDE	\$ 396,158.00	\$ 242,339.00	\$ 5,410.00	\$ 13,027.00	\$ 3,905.00	\$ 2,627.00	\$ 2,558.00	\$ 797.00	\$ 659.00	\$ -	\$ -	\$ 667,480.00
270	HUANITLA	\$ 178,414.00	\$ 64,098.00	\$ 2,737.00	\$ 5,446.00	\$ 1,163.00	\$ 1,357.00	\$ 1,125.00	\$ 399.00	\$ 403.00	\$ -	\$ -	\$ 255,142.00
271	IXTATEPEC	\$ 232,396.00	\$ 48,583.00	\$ 3,389.00	\$ 7,220.00	\$ 2,849.00	\$ 1,686.00	\$ 1,877.00	\$ 469.00	\$ 478.00	\$ -	\$ -	\$ 298,946.00
272	PANITLALHUACA	\$ 446,000.00	\$ 102,033.00	\$ 6,049.00	\$ 10,051.00	\$ 5,634.00	\$ 3,585.00	\$ 4,133.00	\$ 722.00	\$ 1,204.00	\$ 104,981.00	\$ -	\$ 684,392.00
273	SAN MIGUEL PERAS	\$ 265,444.00	\$ 76,503.00	\$ 3,901.00	\$ 8,265.00	\$ 3,590.00	\$ 1,962.00	\$ 2,225.00	\$ 590.00	\$ 561.00	\$ -	\$ -	\$ 366,781.00
274	PIEDRAS	\$ 167,576.00	\$ 51,889.00	\$ 2,631.00	\$ 5,791.00	\$ 1,186.00	\$ 1,191.00	\$ 985.00	\$ 406.00	\$ 318.00	\$ -	\$ -	\$ 231,975.00
275	QUETZALTEPEC	\$ 455,194.00	\$ 65,297.00	\$ 6,864.00	\$ 11,999.00	\$ 6,508.00	\$ 3,537.00	\$ 4,314.00	\$ 810.00	\$ 1,110.00	\$ -	\$ -	\$ 555,133.00
276	SAN MIGUEL SANTA FLOR	\$ 135,178.00	\$ 72,712.00	\$ 2,225.00	\$ 6,335.00	\$ 614.00	\$ 740.00	\$ 407.00	\$ 389.00	\$ 101.00	\$ -	\$ -	\$ 218,646.00
277	VILLA SOLA DE VEGA	\$ 984,378.00	\$ 286,925.00	\$ 13,569.00	\$ 27,080.00	\$ 11,046.00	\$ 7,413.00	\$ 7,935.00	\$ 1,779.00	\$ 2,244.00	\$ 112,612.00	\$ -	\$ 1,454,000.00

Clave de Municipio	Municipio	FONDO GENERAL DE PARTICIPACIONES	FONDO DE FOMENTO MUNICIPAL	FONDO DE IMPUESTOS ESPECIALES SOBRE PRODUCCIÓN Y SERVICIOS	FONDO DE FISCALIZACIÓN Y RECALIDAD	FONDO DE COMPENSACION	IMPUESTO SOBRE AUTOMÓVILES NUEVOS	IMPUESTO A LAS VENTAS FINALES DE GASOLINAS Y DIESEL	FONDO DE COMPENSACION DEL IMPUESTO SOBRE AUTOMÓVILES NUEVOS ISAN	ISR ARTICULO 126	ISR 3-8	Hidrocarburos	total
278	SAN MIGUEL	\$ 2,386,490.00	\$ 827,585.00	\$ 31,831.00	\$ 52,748.00	\$ 34,635.00	\$ 19,567.00	\$ 24,102.00	\$ 3,658.00	\$ 6,591.00	\$ 71,498.00	\$ 37,405.00	\$ 3,496,170.00
279	SOYALTEPEC	\$ 236,148.00	\$ 82,102.00	\$ 3,417.00	\$ 7,329.00	\$ 2,654.00	\$ 1,705.00	\$ 1,795.00	\$ 472.00	\$ 481.00	\$ 9,198.00	\$ -	\$ 345,302.00
280	SUCHITEPEC	\$ 237,784.00	\$ 85,287.00	\$ 3,452.00	\$ 7,589.00	\$ 1,828.00	\$ 1,689.00	\$ 1,461.00	\$ 489.00	\$ 464.00	\$ 9,791.00	\$ -	\$ 349,814.00
281	VILLA TALEA DE CASTILLO	\$ 90,938.00	\$ 33,157.00	\$ 1,312.00	\$ 3,310.00	\$ 278.00	\$ 580.00	\$ 318.00	\$ 193.00	\$ 133.00	\$ 4,227.00	\$ -	\$ 134,456.00
282	SAN MIGUEL TECOMATLAN	\$ 100,576.00	\$ 34,726.00	\$ 1,614.00	\$ 4,433.00	\$ 589.00	\$ 580.00	\$ 382.00	\$ 272.00	\$ 97.00	\$ -	\$ -	\$ 143,219.00
283	TEHUACAN	\$ 207,974.00	\$ 61,273.00	\$ 3,056.00	\$ 4,543.00	\$ 947.00	\$ 1,820.00	\$ 1,446.00	\$ 324.00	\$ 642.00	\$ -	\$ -	\$ 288,878.00
284	SAN MIGUEL TEQUILA	\$ 388,874.00	\$ 169,921.00	\$ 6,285.00	\$ 16,706.00	\$ 2,781.00	\$ 2,402.00	\$ 1,869.00	\$ 1,019.00	\$ 484.00	\$ 6,873.00	\$ -	\$ 589,641.00
285	TILQUAPAM	\$ 269,180.00	\$ 109,412.00	\$ 3,810.00	\$ 7,879.00	\$ 3,294.00	\$ 2,020.00	\$ 2,251.00	\$ 490.00	\$ 605.00	\$ -	\$ -	\$ 398,741.00
286	TILACAMANA	\$ 303,566.00	\$ 107,200.00	\$ 4,509.00	\$ 9,868.00	\$ 2,796.00	\$ 2,162.00	\$ 2,042.00	\$ 660.00	\$ 592.00	\$ -	\$ -	\$ 433,396.00
287	ILACOTEPEC	\$ 106,520.00	\$ 33,329.00	\$ 1,711.00	\$ 3,510.00	\$ 278.00	\$ 797.00	\$ 494.00	\$ 257.00	\$ 229.00	\$ -	\$ -	\$ 147,125.00
288	TULANQUINGO	\$ 98,042.00	\$ 62,808.00	\$ 1,635.00	\$ 4,501.00	\$ 529.00	\$ 559.00	\$ 345.00	\$ 279.00	\$ 88.00	\$ -	\$ -	\$ 168,786.00
289	SAN NICOLAS	\$ 133,736.00	\$ 49,474.00	\$ 2,140.00	\$ 5,425.00	\$ 1,692.00	\$ 841.00	\$ 707.00	\$ 341.00	\$ 178.00	\$ -	\$ -	\$ 193,884.00
290	SAN NICOLAS HIDALGO	\$ 107,370.00	\$ 39,353.00	\$ 1,639.00	\$ 4,127.00	\$ 945.00	\$ 683.00	\$ 605.00	\$ 254.00	\$ 151.00	\$ -	\$ -	\$ 155,177.00
291	SAN PABLO COATLAN	\$ 297,786.00	\$ 72,142.00	\$ 4,308.00	\$ 8,913.00	\$ 3,893.00	\$ 2,201.00	\$ 2,527.00	\$ 580.00	\$ 643.00	\$ 3,158.00	\$ -	\$ 396,151.00
292	SAN PABLO CUATRO VENADOS	\$ 150,312.00	\$ 58,007.00	\$ 2,363.00	\$ 5,720.00	\$ 1,347.00	\$ 990.00	\$ 898.00	\$ 361.00	\$ 232.00	\$ -	\$ -	\$ 223,558.00
293	SAN PABLO ETLA	\$ 1,631,662.00	\$ 376,604.00	\$ 20,346.00	\$ 22,489.00	\$ 15,786.00	\$ 14,991.00	\$ 15,407.00	\$ 1,699.00	\$ 5,685.00	\$ 3,328.00	\$ -	\$ 2,104,660.00
294	SAN PABLO HUITZO	\$ 530,236.00	\$ 158,755.00	\$ 6,993.00	\$ 10,055.00	\$ 6,455.00	\$ 4,588.00	\$ 5,133.00	\$ 661.00	\$ 1,636.00	\$ -	\$ -	\$ 755,254.00
295	SAN PABLO HUITEPEC	\$ 865,622.00	\$ 293,559.00	\$ 11,194.00	\$ 19,850.00	\$ 9,187.00	\$ 6,848.00	\$ 7,139.00	\$ 1,394.00	\$ 2,231.00	\$ 30,742.00	\$ -	\$ 1,217,024.00
296	MACULIANGUIS	\$ 111,804.00	\$ 50,062.00	\$ 1,787.00	\$ 4,248.00	\$ 869.00	\$ 729.00	\$ 605.00	\$ 273.00	\$ 188.00	\$ -	\$ -	\$ 177,699.00
297	SAN PABLO TLANTEPEC	\$ 234,168.00	\$ 71,489.00	\$ 3,437.00	\$ 6,275.00	\$ 2,445.00	\$ 1,865.00	\$ 1,932.00	\$ 425.00	\$ 596.00	\$ 7,214.00	\$ -	\$ 329,632.00
298	SAN PABLO VILLA DE MITLA	\$ 1,046,272.00	\$ 223,096.00	\$ 13,789.00	\$ 20,501.00	\$ 12,312.00	\$ 8,930.00	\$ 9,879.00	\$ 1,459.00	\$ 3,140.00	\$ -	\$ -	\$ 1,339,328.00
299	SAN PABLO YAGAHUA	\$ 308,832.00	\$ 48,828.00	\$ 4,402.00	\$ 4,759.00	\$ 1,020.00	\$ 2,967.00	\$ 2,333.00	\$ 344.00	\$ 1,145.00	\$ -	\$ -	\$ 384,282.00
300	SAN PEDRO AMUZOS	\$ 472,754.00	\$ 96,966.00	\$ 5,731.00	\$ 10,386.00	\$ 5,958.00	\$ 3,337.00	\$ 4,037.00	\$ 693.00	\$ 1,075.00	\$ 9,552.00	\$ -	\$ 574,298.00
301	SAN PEDRO APOSTOL	\$ 279,164.00	\$ 128,731.00	\$ 4,261.00	\$ 10,320.00	\$ 1,441.00	\$ 1,742.00	\$ 1,160.00	\$ 703.00	\$ 369.00	\$ 24,355.00	\$ -	\$ 443,146.00
302	SAN PEDRO ATOYAC	\$ 340,102.00	\$ 65,668.00	\$ 4,657.00	\$ 10,313.00	\$ 4,083.00	\$ 2,399.00	\$ 2,650.00	\$ 624.00	\$ 665.00	\$ 14,555.00	\$ -	\$ 163,915.00
303	SAN PEDRO CAJONS	\$ 109,320.00	\$ 34,138.00	\$ 1,682.00	\$ 4,166.00	\$ 978.00	\$ 704.00	\$ 632.00	\$ 267.00	\$ 160.00	\$ -	\$ -	\$ 152,047.00
304	SAN PEDRO COXCATLPEC	\$ 111,922.00	\$ 43,436.00	\$ 1,795.00	\$ 4,442.00	\$ 645.00	\$ 722.00	\$ 513.00	\$ 279.00	\$ 161.00	\$ -	\$ -	\$ 163,915.00
305	CANTARRAS COMITANCILLO	\$ 371,332.00	\$ 122,628.00	\$ 4,853.00	\$ 7,179.00	\$ 3,965.00	\$ 3,175.00	\$ 3,358.00	\$ 456.00	\$ 1,172.00	\$ -	\$ -	\$ 518,077.00

Clave de Municipio	Municipio	FONDO GENERAL DE PARTICIPACIONES	FONDO DE FOMENTO MUNICIPAL	FONDO DE IMPUESTOS ESPECIALES SOBRE PRODUCCION Y SERVICIOS	FONDO DE FISCALIZACION Y RECAUDACION	FONDO DE COMPENSACION	IMPUESTO SOBRE AUTOMOVILES NUEVOS	IMPUESTO A LAS VENTAS RIALES DE GASOLINAS Y DIESEL	FONDO DE COMPENSACION DEL IMPUESTO SOBRE AUTOMOVILES NUEVOS SAN	ISR ARTICULO 136	ISR 9-8	Hidrocarburos	Total
306	SAN PEDRO EL ALTO	\$ 308,662.00	\$ 91,264.00	\$ 4,479.00	\$ 9,157.00	\$ 4,145.00	\$ 2,301.00	\$ 2,703.00	\$ 594.00	\$ 678.00	\$ 67,289.00	\$ -	\$ 491,272.00
307	SAN PEDRO	\$ 647,964.00	\$ 64,485.00	\$ 8,906.00	\$ 14,636.00	\$ 8,787.00	\$ 5,365.00	\$ 6,335.00	\$ 994.00	\$ 1,816.00	\$ -	\$ -	\$ 759,288.00
308	HUAMUELULA	\$ 317,386.00	\$ 150,005.00	\$ 4,165.00	\$ 7,523.00	\$ 2,983.00	\$ 2,503.00	\$ 2,486.00	\$ 461.00	\$ 812.00	\$ -	\$ -	\$ 553,265.00
309	HUILOTEPEC	\$ 711,992.00	\$ 162,580.00	\$ 10,025.00	\$ 10,549.00	\$ 9,198.00	\$ 5,424.00	\$ 6,285.00	\$ 1,317.00	\$ 1,664.00	\$ -	\$ -	\$ 927,944.00
310	JICAILAN	\$ 777,476.00	\$ 204,596.00	\$ 10,018.00	\$ 9,046.00	\$ 12,984.00	\$ 7,534.00	\$ 9,956.00	\$ 671.00	\$ 2,989.00	\$ 40,617.00	\$ -	\$ 1,075,817.00
311	OTLALHUACA	\$ 117,856.00	\$ 53,249.00	\$ 1,892.00	\$ 5,095.00	\$ 430.00	\$ 695.00	\$ 373.00	\$ 315.00	\$ 174.00	\$ -	\$ -	\$ 180,030.00
312	JALTEPEC	\$ 696,048.00	\$ 88,649.00	\$ 9,564.00	\$ 17,402.00	\$ 10,005.00	\$ 5,497.00	\$ 6,760.00	\$ 1,162.00	\$ 1,766.00	\$ 37,379.00	\$ -	\$ 874,732.00
313	SAN PEDRO JICAYAN	\$ 124,576.00	\$ 52,701.00	\$ 2,072.00	\$ 5,627.00	\$ 655.00	\$ 723.00	\$ 448.00	\$ 351.00	\$ 121.00	\$ 2,384.00	\$ -	\$ 189,608.00
314	SAN PEDRO	\$ 190,912.00	\$ 64,197.00	\$ 2,627.00	\$ 5,600.00	\$ 1,594.00	\$ 1,374.00	\$ 1,249.00	\$ 405.00	\$ 390.00	\$ -	\$ -	\$ 279,782.00
315	JUCHATENGO	\$ 194,962.00	\$ 77,690.00	\$ 2,790.00	\$ 6,817.00	\$ 1,646.00	\$ 1,241.00	\$ 1,154.00	\$ 420.00	\$ 306.00	\$ -	\$ -	\$ 276,856.00
316	SAN PEDRO MARTIR QUIECHAPA	\$ 131,768.00	\$ 61,893.00	\$ 2,200.00	\$ 5,773.00	\$ 669.00	\$ 788.00	\$ 484.00	\$ 442.00	\$ 140.00	\$ 3,791.00	\$ -	\$ 207,948.00
317	SAN PEDRO MARTIR YUCUMACO	\$ 269,070.00	\$ 64,078.00	\$ 2,523.00	\$ 5,720.00	\$ 1,138.00	\$ 1,171.00	\$ 942.00	\$ 379.00	\$ 307.00	\$ -	\$ -	\$ 257,465.00
318	SAN PEDRO MIXTEPEC - DTO. 22 -	\$ 7,556,514.00	\$ 975,651.00	\$ 94,429.00	\$ 73,466.00	\$ 45,353.00	\$ 74,305.00	\$ 67,012.00	\$ 6,623.00	\$ 29,497.00	\$ 12,132.00	\$ -	\$ 8,527,850.00
319	SAN PEDRO MIXTEPEC - DTO. 26 -	\$ 90,576.00	\$ 24,797.00	\$ 1,395.00	\$ 3,298.00	\$ 874.00	\$ 605.00	\$ 574.00	\$ 212.00	\$ 147.00	\$ -	\$ -	\$ 122,469.00
320	SAN PEDRO MOQUIMOS	\$ 83,044.00	\$ 26,878.00	\$ 1,322.00	\$ 3,296.00	\$ 639.00	\$ 531.00	\$ 434.00	\$ 207.00	\$ 117.00	\$ -	\$ -	\$ 116,468.00
321	SAN PEDRO NOPALA	\$ 112,846.00	\$ 38,057.00	\$ 1,752.00	\$ 4,453.00	\$ 679.00	\$ 710.00	\$ 509.00	\$ 285.00	\$ 152.00	\$ -	\$ -	\$ 159,443.00
322	SAN PEDRO OCOXTEPEC	\$ 127,076.00	\$ 56,086.00	\$ 2,117.00	\$ 5,800.00	\$ 698.00	\$ 728.00	\$ 459.00	\$ 362.00	\$ 116.00	\$ -	\$ -	\$ 193,450.00
323	SAN PEDRO OCOXTEPEC	\$ 219,226.00	\$ 44,937.00	\$ 3,147.00	\$ 6,518.00	\$ 2,166.00	\$ 1,621.00	\$ 1,609.00	\$ 407.00	\$ 474.00	\$ -	\$ -	\$ 280,105.00
324	SAN PEDRO OCOXTEPEC	\$ 3,684,860.00	\$ 607,238.00	\$ 45,543.00	\$ 56,313.00	\$ 43,503.00	\$ 32,847.00	\$ 36,701.00	\$ 4,137.00	\$ 12,308.00	\$ 817,240.00	\$ -	\$ 5,340,527.00
325	SAN PEDRO OCOXTEPEC	\$ 766,300.00	\$ 295,318.00	\$ 9,417.00	\$ 17,437.00	\$ 10,643.00	\$ 5,504.00	\$ 6,960.00	\$ 1,125.00	\$ 1,756.00	\$ -	\$ -	\$ 954,164.00
326	SAN PEDRO OCOXTEPEC	\$ 404,834.00	\$ 192,220.00	\$ 5,693.00	\$ 12,145.00	\$ 4,512.00	\$ 2,926.00	\$ 3,101.00	\$ 792.00	\$ 833.00	\$ -	\$ -	\$ 627,056.00
327	SAN PEDRO OCOXTEPEC	\$ 1,778,118.00	\$ 602,094.00	\$ 23,950.00	\$ 53,863.00	\$ 14,002.00	\$ 12,049.00	\$ 10,735.00	\$ 3,408.00	\$ 3,268.00	\$ -	\$ -	\$ 2,451,467.00
328	SAN PEDRO TAVICHE	\$ 130,650.00	\$ 41,064.00	\$ 2,038.00	\$ 4,800.00	\$ 1,290.00	\$ 881.00	\$ 890.00	\$ 305.00	\$ 217.00	\$ 2,648.00	\$ -	\$ 184,743.00
329	SAN PEDRO TAVICHE	\$ 146,358.00	\$ 45,011.00	\$ 2,257.00	\$ 5,453.00	\$ 1,036.00	\$ 965.00	\$ 774.00	\$ 346.00	\$ 225.00	\$ -	\$ -	\$ 202,429.00
330	TEOZACALCO	\$ 299,402.00	\$ 70,679.00	\$ 4,333.00	\$ 8,988.00	\$ 3,871.00	\$ 2,210.00	\$ 2,525.00	\$ 566.00	\$ 645.00	\$ 10,697.00	\$ -	\$ 403,994.00
331	SAN PEDRO TIDAA	\$ 244,930.00	\$ 61,862.00	\$ 3,375.00	\$ 5,505.00	\$ 884.00	\$ 2,026.00	\$ 1,500.00	\$ 346.00	\$ 686.00	\$ -	\$ -	\$ 321,706.00

Clave de Municipio	Municipio	FONDO GENERAL DE PARTICIPACIONES	FONDO DE FOMENTO MUNICIPAL	FONDO DE IMPUESTOS ESPECIALES SOBRE PRODUCCION Y SERVICIOS	FONDO DE FISCALIZACION Y RECAUDACION	FONDO DE COMPENSACION	IMPUESTO SOBRE AUTOMOVILES NUEVOS	IMPUESTO A LAS VENTAS FINALES DE GASOLINAS Y DIESEL	FONDO DE COMPENSACION DEL IMPUESTO SOBRE AUTOMOVILES NUEVOS ISAM	ISR ARTICULO 126	ISR 3-B	Hidrocarburos	Total
332	SAN PEDRO TOLIMEC	\$ 63,306.00	\$ 26,200.00	\$ 1,049.00	\$ 2,842.00	\$ 339.00	\$ 368.00	\$ 230.00	\$ 179.00	\$ 62.00	\$ 4,387.00	\$ -	\$ 98,962.00
333	SAN PEDRO TOLIMEC	\$ 329,574.00	\$ 44,777.00	\$ 4,454.00	\$ 5,917.00	\$ 3,000.00	\$ 2,933.00	\$ 2,918.00	\$ 488.00	\$ 1,067.00	\$ -	\$ -	\$ 395,128.00
334	VILLA DE TUTEPEC DE MELCHOR OCAMPO	\$ 2,972,616.00	\$ 574,545.00	\$ 39,039.00	\$ 58,043.00	\$ 45,738.00	\$ 25,378.00	\$ 32,055.00	\$ 3,897.00	\$ 8,941.00	\$ -	\$ -	\$ 3,740,242.00
335	SAN PEDRO YANERI	\$ 128,444.00	\$ 50,524.00	\$ 2,108.00	\$ 5,655.00	\$ 782.00	\$ 758.00	\$ 517.00	\$ 353.00	\$ 134.00	\$ -	\$ -	\$ 189,275.00
336	SAN PEDRO YOLOX	\$ 241,250.00	\$ 91,054.00	\$ 3,570.00	\$ 8,421.00	\$ 1,535.00	\$ 1,604.00	\$ 1,237.00	\$ 549.00	\$ 394.00	\$ -	\$ -	\$ 349,564.00
337	SAN PEDRO Y SAN PABLO ATOTLA	\$ 466,702.00	\$ 101,844.00	\$ 6,237.00	\$ 11,828.00	\$ 4,986.00	\$ 3,600.00	\$ 3,800.00	\$ 744.00	\$ 1,133.00	\$ -	\$ -	\$ 606,729.00
338	VILLA DE ETILA	\$ 876,784.00	\$ 302,633.00	\$ 11,095.00	\$ 14,132.00	\$ 9,497.00	\$ 7,888.00	\$ 8,366.00	\$ 900.00	\$ 2,880.00	\$ -	\$ -	\$ 1,234,095.00
339	SAN PEDRO Y SAN PABLO TETOSCOLUA	\$ 438,592.00	\$ 134,533.00	\$ 4,384.00	\$ 10,607.00	\$ 3,973.00	\$ 2,890.00	\$ 2,707.00	\$ 800.00	\$ 739.00	\$ -	\$ -	\$ 599,245.00
340	SAN PEDRO Y SAN PABLO TEQUITEPEC	\$ 161,378.00	\$ 37,765.00	\$ 2,482.00	\$ 5,971.00	\$ 1,579.00	\$ 1,068.00	\$ 1,016.00	\$ 385.00	\$ 255.00	\$ -	\$ -	\$ 211,899.00
341	SAN PEDRO TUCURAMA	\$ 86,976.00	\$ 35,443.00	\$ 1,372.00	\$ 3,876.00	\$ 218.00	\$ 479.00	\$ 195.00	\$ 293.00	\$ 67.00	\$ -	\$ -	\$ 128,869.00
342	SAN RAYMUNDO JALPAN	\$ 517,996.00	\$ 129,347.00	\$ 5,646.00	\$ 12,469.00	\$ 3,759.00	\$ 3,641.00	\$ 3,193.00	\$ 552.00	\$ 1,070.00	\$ -	\$ -	\$ 882,654.00
343	SAN SEBASTIAN ABAZCO	\$ 216,252.00	\$ 78,353.00	\$ 3,337.00	\$ 6,501.00	\$ 1,816.00	\$ 1,596.00	\$ 1,457.00	\$ 432.00	\$ 464.00	\$ -	\$ -	\$ 310,008.00
344	SAN SEBASTIAN COATLAN	\$ 241,600.00	\$ 109,437.00	\$ 3,413.00	\$ 7,552.00	\$ 2,524.00	\$ 1,793.00	\$ 1,790.00	\$ 498.00	\$ 467.00	\$ -	\$ -	\$ 368,924.00
345	SAN SEBASTIAN IXCAPA	\$ 292,752.00	\$ 65,063.00	\$ 4,152.00	\$ 8,667.00	\$ 3,776.00	\$ 2,150.00	\$ 2,459.00	\$ 552.00	\$ 626.00	\$ -	\$ -	\$ 380,187.00
346	SAN SEBASTIAN MICHAHUATLA	\$ 197,210.00	\$ 52,917.00	\$ 2,644.00	\$ 5,845.00	\$ 1,393.00	\$ 1,390.00	\$ 1,174.00	\$ 362.00	\$ 387.00	\$ -	\$ -	\$ 263,322.00
347	SAN SEBASTIAN RIO HONDO	\$ 271,874.00	\$ 54,170.00	\$ 3,938.00	\$ 7,917.00	\$ 3,802.00	\$ 2,043.00	\$ 2,436.00	\$ 518.00	\$ 600.00	\$ -	\$ -	\$ 353,277.00
348	SAN SEBASTIAN TECOMANTLANHUACA	\$ 643,378.00	\$ 227,178.00	\$ 8,997.00	\$ 18,107.00	\$ 7,360.00	\$ 4,825.00	\$ 5,196.00	\$ 1,148.00	\$ 1,450.00	\$ 5,950.00	\$ -	\$ 917,439.00
349	SAN SEBASTIAN TETIPAC	\$ 171,144.00	\$ 43,565.00	\$ 2,574.00	\$ 5,769.00	\$ 1,975.00	\$ 1,200.00	\$ 1,273.00	\$ 309.00	\$ 320.00	\$ -	\$ -	\$ 228,189.00
350	SAN SEBASTIAN TULUA	\$ 1,604,956.00	\$ 405,367.00	\$ 20,645.00	\$ 31,650.00	\$ 15,661.00	\$ 13,461.00	\$ 13,587.00	\$ 2,364.00	\$ 4,669.00	\$ -	\$ -	\$ 3,290,898.00
351	SAN SIMON ALMOLONGAS	\$ 242,240.00	\$ 71,157.00	\$ 3,563.00	\$ 7,069.00	\$ 2,525.00	\$ 1,846.00	\$ 1,883.00	\$ 458.00	\$ 557.00	\$ -	\$ -	\$ 333,798.00
352	SAN SIMON ZAHUATLAN	\$ 299,138.00	\$ 59,358.00	\$ 4,283.00	\$ 8,120.00	\$ 4,369.00	\$ 2,318.00	\$ 2,876.00	\$ 537.00	\$ 724.00	\$ -	\$ -	\$ 405,015.00
353	SANTA ANA	\$ 200,914.00	\$ 125,501.00	\$ 2,936.00	\$ 6,248.00	\$ 2,174.00	\$ 1,459.00	\$ 1,506.00	\$ 407.00	\$ 414.00	\$ -	\$ -	\$ 342,559.00
354	SANTA ANA ATZILAHUACA	\$ 99,434.00	\$ 45,851.00	\$ 1,886.00	\$ 4,785.00	\$ 425.00	\$ 543.00	\$ 280.00	\$ 295.00	\$ 71.00	\$ -	\$ -	\$ 151,971.00
355	SANTA ANA CUAUHTEMOC	\$ 102,330.00	\$ 45,480.00	\$ 1,695.00	\$ 4,810.00	\$ 612.00	\$ 593.00	\$ 395.00	\$ 287.00	\$ 99.00	\$ -	\$ -	\$ 156,101.00
356	SANTA ANA DEL VALLE	\$ 325,356.00	\$ 70,400.00	\$ 4,591.00	\$ 7,977.00	\$ 1,972.00	\$ 2,641.00	\$ 2,224.00	\$ 518.00	\$ 871.00	\$ -	\$ -	\$ 416,540.00
357	SANTA ANA TAVELA	\$ 153,578.00	\$ 57,045.00	\$ 2,786.00	\$ 5,637.00	\$ 767.00	\$ 994.00	\$ 674.00	\$ 380.00	\$ 230.00	\$ -	\$ -	\$ 221,586.00

Clave de Municipio	Municipio	FONDO GENERAL DE PARTICIPACIONES	FONDO DE FOMENTO MUNICIPAL	FONDO DE IMPUESTOS ESPECIALES SOBRE PRODUCCION Y SERVICIOS	FONDO DE FISCALIZACION Y RECAUDACION	FONDO DE COMPENSACION	IMPUESTO SOBRE AUTOMOVILES NUEVOS	IMPUESTO A LAS VENTAS FINALES DE GASOLINAS Y DIESEL	FONDO DE COMPENSACION DEL IMPUESTO SOBRE AUTOMOVILES NUEVOS ISAN	ISR ARTICULO 126	ISR 3-B	Hidrocarburos	total
386	SANTA CRUZ ZENONTEPEC	\$ 1,673,828.00	\$ 263,380.00	\$ 21,037.00	\$ 38,414.00	\$ 16,946.00	\$ 13,032.00	\$ 13,511.00	\$ 2,480.00	\$ 4,199.00	\$ 41,533.00	\$ -	\$ 2,091,160.00
387	SANTA GERTRUDIS	\$ 235,010.00	\$ 78,263.00	\$ 3,241.00	\$ 6,755.00	\$ 2,614.00	\$ 1,722.00	\$ 1,819.00	\$ 440.00	\$ 503.00	\$ -	\$ -	\$ 330,377.00
388	SANTAS ANAS DEL MONTE	\$ 224,660.00	\$ 179,790.00	\$ 3,380.00	\$ 7,563.00	\$ 2,511.00	\$ 1,571.00	\$ 1,653.00	\$ 483.00	\$ 422.00	\$ -	\$ -	\$ 422,059.00
389	SANTAS ANAS DEL VALTEPEC	\$ 156,872.00	\$ 71,362.00	\$ 2,622.00	\$ 7,065.00	\$ 815.00	\$ 918.00	\$ 569.00	\$ 443.00	\$ 157.00	\$ -	\$ -	\$ 240,873.00
390	SANTA LUCIA DEL CAMBIO	\$ 4,937,642.00	\$ 586,659.00	\$ 66,150.00	\$ 60,342.00	\$ 46,900.00	\$ 48,245.00	\$ 49,228.00	\$ 5,334.00	\$ 19,001.00	\$ 207,166.00	\$ -	\$ 6,106,266.00
391	SANTA LUCIA MARQUILIAN	\$ 266,250.00	\$ 90,749.00	\$ 3,965.00	\$ 5,787.00	\$ 2,987.00	\$ 1,878.00	\$ 1,987.00	\$ 566.00	\$ 507.00	\$ -	\$ -	\$ 377,666.00
392	SANTA LUCIA MONTEVERDE	\$ 475,300.00	\$ 137,417.00	\$ 6,728.00	\$ 13,662.00	\$ 5,977.00	\$ 3,546.00	\$ 4,031.00	\$ 910.00	\$ 1,053.00	\$ 103,226.00	\$ -	\$ 751,949.00
393	SANTA LUCIA OCCOTLAN	\$ 330,010.00	\$ 76,870.00	\$ 4,641.00	\$ 8,557.00	\$ 3,762.00	\$ 2,589.00	\$ 2,801.00	\$ 559.00	\$ 828.00	\$ 12,146.00	\$ -	\$ 442,773.00
394	SANTA MARIA ALOTPEC	\$ 198,502.00	\$ 38,964.00	\$ 2,893.00	\$ 6,025.00	\$ 2,517.00	\$ 1,461.00	\$ 1,649.00	\$ 404.00	\$ 427.00	\$ -	\$ -	\$ 252,837.00
395	SANTA MARIA APAZCO	\$ 180,976.00	\$ 58,208.00	\$ 2,863.00	\$ 7,313.00	\$ 3,440.00	\$ 1,130.00	\$ 944.00	\$ 463.00	\$ 236.00	\$ -	\$ -	\$ 253,573.00
396	SANTA MARIA LA ASUNCION	\$ 260,400.00	\$ 62,876.00	\$ 3,919.00	\$ 8,904.00	\$ 2,871.00	\$ 1,867.00	\$ 1,890.00	\$ 575.00	\$ 473.00	\$ -	\$ -	\$ 343,215.00
397	HEROICA CIUDAD DE TLAZUACO	\$ 3,753,806.00	\$ 934,193.00	\$ 47,049.00	\$ 66,129.00	\$ 36,492.00	\$ 32,294.00	\$ 33,030.00	\$ 4,838.00	\$ 11,575.00	\$ -	\$ -	\$ 4,919,356.00
398	AYOQUILCO DE AUDAMA	\$ 418,074.00	\$ 132,916.00	\$ 5,639.00	\$ 11,061.00	\$ 4,405.00	\$ 3,168.00	\$ 3,281.00	\$ 708.00	\$ 973.00	\$ 22,292.00	\$ -	\$ 602,517.00
399	SANTA MARIA ATZOMPALA	\$ 2,671,480.00	\$ 466,851.00	\$ 35,307.00	\$ 33,909.00	\$ 38,287.00	\$ 27,328.00	\$ 31,939.00	\$ 2,323.00	\$ 10,540.00	\$ 363,308.00	\$ -	\$ 3,881,072.00
400	SANTA MARIA CAMOTILAN	\$ 215,694.00	\$ 57,733.00	\$ 2,807.00	\$ 6,612.00	\$ 1,551.00	\$ 1,457.00	\$ 1,224.00	\$ 386.00	\$ 383.00	\$ -	\$ -	\$ 287,847.00
401	SANTA MARIA COATEPEC	\$ 3,334,588.00	\$ 475,841.00	\$ 41,123.00	\$ 24,758.00	\$ 24,534.00	\$ 33,800.00	\$ 32,597.00	\$ 2,400.00	\$ 13,798.00	\$ 184,182.00	\$ -	\$ 4,167,616.00
402	SANTA MARIA COATEPEC	\$ 115,516.00	\$ 40,671.00	\$ 1,837.00	\$ 4,650.00	\$ 961.00	\$ 719.00	\$ 620.00	\$ 292.00	\$ 155.00	\$ -	\$ -	\$ 165,431.00
403	SANTA MARIA COATEPEC	\$ 370,940.00	\$ 105,224.00	\$ 4,749.00	\$ 5,853.00	\$ 3,429.00	\$ 3,340.00	\$ 3,368.00	\$ 409.00	\$ 1,241.00	\$ 13,196.00	\$ -	\$ 511,748.00
404	SANTA MARIA CHAMICOMAM	\$ 184,808.00	\$ 59,770.00	\$ 2,350.00	\$ 4,225.00	\$ 665.00	\$ 1,317.00	\$ 982.00	\$ 276.00	\$ 416.00	\$ -	\$ -	\$ 234,849.00
405	VILLA DE CHILAPA DE OJAS	\$ 295,244.00	\$ 70,196.00	\$ 3,887.00	\$ 5,887.00	\$ 1,641.00	\$ 2,500.00	\$ 2,094.00	\$ 438.00	\$ 872.00	\$ -	\$ -	\$ 382,756.00
406	SANTA MARIA CHILCHITLA	\$ 1,362,586.00	\$ 253,293.00	\$ 19,973.00	\$ 36,724.00	\$ 18,654.00	\$ 10,434.00	\$ 12,636.00	\$ 2,433.00	\$ 3,220.00	\$ 30,661.00	\$ -	\$ 1,749,564.00
407	SANTA MARIA CHIMALAPA	\$ 574,336.00	\$ 72,076.00	\$ 7,879.00	\$ 14,495.00	\$ 8,549.00	\$ 4,433.00	\$ 5,594.00	\$ 964.00	\$ 1,414.00	\$ -	\$ -	\$ 689,740.00
408	SANTA MARIA DEL ROSARIO	\$ 93,452.00	\$ 50,127.00	\$ 1,444.00	\$ 3,710.00	\$ 452.00	\$ 582.00	\$ 375.00	\$ 232.00	\$ 122.00	\$ 3,661.00	\$ -	\$ 154,157.00
409	SANTA MARIA DEL TULE	\$ 1,159,062.00	\$ 180,151.00	\$ 14,685.00	\$ 14,667.00	\$ 8,251.00	\$ 10,944.00	\$ 10,210.00	\$ 1,467.00	\$ 4,732.00	\$ -	\$ -	\$ 1,475,860.00
410	SANTA MARIA ECATEPEC	\$ 267,528.00	\$ 74,570.00	\$ 4,011.00	\$ 8,687.00	\$ 3,091.00	\$ 1,919.00	\$ 2,097.00	\$ 617.00	\$ 528.00	\$ 72,481.00	\$ -	\$ 363,388.00
411	SANTA MARIA GUELAJACE	\$ 108,686.00	\$ 53,246.00	\$ 1,748.00	\$ 4,459.00	\$ 828.00	\$ 679.00	\$ 843.00	\$ 278.00	\$ 141.00	\$ -	\$ -	\$ 170,608.00
412	SANTA MARIA GUENACATI	\$ 416,076.00	\$ 67,659.00	\$ 5,255.00	\$ 9,740.00	\$ 2,951.00	\$ 3,276.00	\$ 2,827.00	\$ 559.00	\$ 1,036.00	\$ -	\$ -	\$ 509,229.00
413	SANTA MARIA HUATILCO	\$ 17,050,286.00	\$ 2,561,212.00	\$ 209,597.00	\$ 170,313.00	\$ 46,417.00	\$ 163,921.00	\$ 127,771.00	\$ 17,082.00	\$ 64,780.00	\$ -	\$ -	\$ 20,391,259.00

Clave de Municipio	Municipio	FONDO GENERAL DE PARTICIPACIONES	FONDO DE FOMENTO MUNICIPAL	FONDO DE IMPUESTOS ESPECIALES SOBRE PRODUCCION Y SERVICIOS	FONDO DE FISCALIZACION Y RECAUDACION	FONDO DE COMPENSACION	IMPUESTO SOBRE AUTOMOVILES NUEVOS	IMPUESTO A LAS VENTAS FINALES DE GASOLINAS Y DIESEL	FONDO DE COMPENSACION DEL IMPUESTO SOBRE AUTOMOVILES NUEVOS ISAN	ISR ARTICULO 126	ISR 3-B	Hidrocarburos	Total
414	SANTA MARIA HUACUOTITLAN	\$ 725,300.00	\$ 171,569.00	\$ 9,714.00	\$ 17,467.00	\$ 10,847.00	\$ 5,737.00	\$ 7,152.00	\$ 1,178.00	\$ 1,856.00	\$ -	\$ -	\$ 946,820.00
415	SANTA MARIA IPALAPA	\$ 327,146.00	\$ 71,075.00	\$ 4,655.00	\$ 9,190.00	\$ 4,410.00	\$ 2,483.00	\$ 2,908.00	\$ 604.00	\$ 754.00	\$ 24,003.00	\$ -	\$ 447,226.00
416	SANTA MARIA IXCATEPEC	\$ 100,850.00	\$ 52,405.00	\$ 1,725.00	\$ 4,891.00	\$ 414.00	\$ 543.00	\$ 268.00	\$ 302.00	\$ 67.00	\$ -	\$ 8,967.00	\$ 161,445.00
417	SANTA MARIA JALAPA DEL MARQUEZ	\$ 695,448.00	\$ 239,211.00	\$ 9,571.00	\$ 18,122.00	\$ 8,737.00	\$ 5,378.00	\$ 6,080.00	\$ 1,413.00	\$ 1,682.00	\$ -	\$ -	\$ 994,428.00
418	SANTA MARIA JALAPA DEL MARQUEZ	\$ 793,182.00	\$ 140,106.00	\$ 30,680.00	\$ 15,462.00	\$ 10,681.00	\$ 6,822.00	\$ 7,948.00	\$ 1,511.00	\$ 2,394.00	\$ -	\$ -	\$ 988,876.00
419	SANTA MARIA JALTANGUIS	\$ 113,884.00	\$ 51,328.00	\$ 1,786.00	\$ 4,254.00	\$ 540.00	\$ 760.00	\$ 509.00	\$ 777.00	\$ 103.00	\$ -	\$ -	\$ 173,523.00
420	SANTA MARIA JALISCO	\$ 246,488.00	\$ 47,883.00	\$ 3,485.00	\$ 6,123.00	\$ 1,505.00	\$ 1,989.00	\$ 1,670.00	\$ 437.00	\$ 650.00	\$ -	\$ -	\$ 310,210.00
421	SANTA MARIA JALISCO	\$ 542,112.00	\$ 185,533.00	\$ 7,864.00	\$ 17,340.00	\$ 4,268.00	\$ 3,829.00	\$ 3,338.00	\$ 1,210.00	\$ 1,042.00	\$ -	\$ -	\$ 766,536.00
422	SANTA MARIA JALISCO	\$ 122,132.00	\$ 46,626.00	\$ 1,759.00	\$ 4,602.00	\$ 548.00	\$ 752.00	\$ 473.00	\$ 374.00	\$ 160.00	\$ -	\$ -	\$ 177,376.00
423	SANTA MARIA JALISCO	\$ 89,664.00	\$ 33,411.00	\$ 1,489.00	\$ 4,052.00	\$ 408.00	\$ 519.00	\$ 298.00	\$ 251.00	\$ 86.00	\$ -	\$ -	\$ 130,178.00
424	SANTA MARIA JALISCO	\$ 303,302.00	\$ 186,379.00	\$ 4,473.00	\$ 9,984.00	\$ 3,400.00	\$ 2,132.00	\$ 2,240.00	\$ 639.00	\$ 574.00	\$ -	\$ -	\$ 512,123.00
425	SANTA MARIA JALISCO	\$ 251,134.00	\$ 77,796.00	\$ 3,545.00	\$ 7,283.00	\$ 1,859.00	\$ 1,874.00	\$ 1,629.00	\$ 467.00	\$ 553.00	\$ 20,098.00	\$ -	\$ 308,832.00
426	SANTA MARIA JALISCO	\$ 560,406.00	\$ 73,972.00	\$ 7,889.00	\$ 15,511.00	\$ 7,998.00	\$ 4,261.00	\$ 5,198.00	\$ 1,005.00	\$ 1,301.00	\$ -	\$ -	\$ 677,541.00
427	SANTA MARIA JALISCO	\$ 931,330.00	\$ 149,361.00	\$ 12,258.00	\$ 19,371.00	\$ 15,120.00	\$ 7,765.00	\$ 10,104.00	\$ 1,365.00	\$ 2,668.00	\$ -	\$ -	\$ 1,149,362.00
428	SANTA MARIA JALISCO	\$ 181,034.00	\$ 54,904.00	\$ 2,823.00	\$ 6,460.00	\$ 1,994.00	\$ 1,264.00	\$ 1,295.00	\$ 411.00	\$ 326.00	\$ 7,423.00	\$ -	\$ 254,954.00
429	SANTA MARIA JALISCO	\$ 162,476.00	\$ 56,417.00	\$ 2,541.00	\$ 6,052.00	\$ 1,362.00	\$ 1,086.00	\$ 952.00	\$ 390.00	\$ 262.00	\$ -	\$ -	\$ 231,541.00
430	SANTA MARIA JALISCO	\$ 81,220.00	\$ 44,208.00	\$ 1,364.00	\$ 3,882.00	\$ 287.00	\$ 444.00	\$ 206.00	\$ 236.00	\$ 59.00	\$ -	\$ -	\$ 131,906.00
431	SANTA MARIA JALISCO	\$ 147,568.00	\$ 49,519.00	\$ 2,161.00	\$ 4,573.00	\$ 1,661.00	\$ 1,076.00	\$ 1,133.00	\$ 289.00	\$ 307.00	\$ -	\$ -	\$ 208,661.00
432	SANTA MARIA JALISCO	\$ 131,958.00	\$ 56,214.00	\$ 2,103.00	\$ 5,479.00	\$ 822.00	\$ 814.00	\$ 581.00	\$ 349.00	\$ 165.00	\$ -	\$ -	\$ 198,435.00
433	SANTA MARIA JALISCO	\$ 225,370.00	\$ 48,130.00	\$ 3,356.00	\$ 7,090.00	\$ 2,395.00	\$ 1,648.00	\$ 1,697.00	\$ 458.00	\$ 470.00	\$ 19,988.00	\$ -	\$ 310,607.00
434	SANTA MARIA JALISCO	\$ 323,112.00	\$ 67,452.00	\$ 4,404.00	\$ 9,963.00	\$ 3,567.00	\$ 2,241.00	\$ 2,356.00	\$ 632.00	\$ 606.00	\$ -	\$ -	\$ 414,388.00
435	SANTA MARIA JALISCO	\$ 263,964.00	\$ 76,514.00	\$ 3,752.00	\$ 7,982.00	\$ 3,188.00	\$ 1,914.00	\$ 1,520.00	\$ 514.00	\$ 546.00	\$ -	\$ -	\$ 370,391.00
436	SANTA MARIA JALISCO	\$ 116,264.00	\$ 43,617.00	\$ 1,873.00	\$ 4,965.00	\$ 790.00	\$ 697.00	\$ 520.00	\$ 311.00	\$ 130.00	\$ -	\$ -	\$ 169,167.00
437	SANTA MARIA JALISCO	\$ 1,098,090.00	\$ 72,143.00	\$ 13,046.00	\$ 24,178.00	\$ 8,660.00	\$ 8,456.00	\$ 7,875.00	\$ 1,289.00	\$ 2,790.00	\$ 3,091.00	\$ -	\$ 1,239,496.00
438	SANTA MARIA JALISCO	\$ 174,286.00	\$ 52,639.00	\$ 2,769.00	\$ 6,646.00	\$ 1,649.00	\$ 1,148.00	\$ 1,066.00	\$ 487.00	\$ 267.00	\$ -	\$ -	\$ 240,957.00
439	SANTA MARIA JALISCO	\$ 1,594,430.00	\$ 2,361,326.00	\$ 20,709.00	\$ 34,488.00	\$ 72,622.00	\$ 13,001.00	\$ 15,901.00	\$ 2,236.00	\$ 4,382.00	\$ -	\$ -	\$ 4,069,085.00
440	SANTA MARIA JALISCO	\$ 123,908.00	\$ 79,169.00	\$ 1,937.00	\$ 5,247.00	\$ 734.00	\$ 719.00	\$ 483.00	\$ 342.00	\$ 125.00	\$ -	\$ -	\$ 218,820.00
441	SANTA MARIA JALISCO	\$ 506,700.00	\$ 141,003.00	\$ 6,862.00	\$ 11,222.00	\$ 8,363.00	\$ 4,179.00	\$ 5,470.00	\$ 886.00	\$ 1,408.00	\$ -	\$ -	\$ 686,093.00

Clave de Municipio	Municipio	FONDO GENERAL DE PARTICIPACIONES	FONDO DE FOMENTO MUNICIPAL	FONDO DE IMPUESTOS ESPECIALES SOBRE PRODUCCION Y SERVICIOS	FONDO DE FISCALIZACION Y RECALIFICACION	FONDO DE COMPENSACION	IMPUESTO SOBRE AUTOMOVILES NUEVOS	IMPUESTO A LAS VENTAS FINALES DE GASOLINAS Y DIESEL	FONDO DE COMPENSACION DEL IMPUESTO SOBRE AUTOMOVILES NUEVOS ISAN	ISR ARTICULO 126	ISR 3-B	Hidrocarburos	total
442	SANTA MARIA ZAJUNA	\$ 65,656.00	\$ 33,510.00	\$ 1,108.00	\$ 3,135.00	\$ 227.00	\$ 358.00	\$ 163.00	\$ 196.00	\$ 47.00	\$ 1,094.00	\$ -	\$ 105,489.00
443	SANTA MARIA YAVESIA	\$ 76,074.00	\$ 31,038.00	\$ 1,136.00	\$ 3,068.00	\$ 396.00	\$ 452.00	\$ 292.00	\$ 184.00	\$ 86.00	\$ -	\$ -	\$ 112,726.00
444	SANTA MARIA YOLOTEPEC	\$ 88,668.00	\$ 40,465.00	\$ 1,464.00	\$ 4,052.00	\$ 436.00	\$ 503.00	\$ 293.00	\$ 254.00	\$ 78.00	\$ -	\$ -	\$ 136,213.00
445	SANTA MARIA YOSOTUA	\$ 184,584.00	\$ 51,739.00	\$ 2,811.00	\$ 6,135.00	\$ 1,540.00	\$ 1,322.00	\$ 1,184.00	\$ 390.00	\$ 363.00	\$ 5,262.00	\$ -	\$ 255,530.00
446	SANTA MARIA YUCUHITI	\$ 449,956.00	\$ 113,144.00	\$ 6,783.00	\$ 11,695.00	\$ 5,428.00	\$ 3,589.00	\$ 3,877.00	\$ 839.00	\$ 1,101.00	\$ -	\$ -	\$ 595,796.00
447	SANTA MARIA ZACATEPEC	\$ 998,326.00	\$ 388,758.00	\$ 13,518.00	\$ 22,127.00	\$ 15,415.00	\$ 8,257.00	\$ 10,459.00	\$ 1,499.00	\$ 2,800.00	\$ -	\$ -	\$ 1,461,159.00
448	SANTA MARIA ZANIZA	\$ 183,866.00	\$ 42,639.00	\$ 2,694.00	\$ 5,858.00	\$ 2,201.00	\$ 1,320.00	\$ 1,449.00	\$ 369.00	\$ 369.00	\$ -	\$ -	\$ 240,745.00
449	SANTA MARIA ZOQUILLAN	\$ 240,202.00	\$ 55,618.00	\$ 3,539.00	\$ 7,586.00	\$ 2,972.00	\$ 1,733.00	\$ 1,922.00	\$ 525.00	\$ 485.00	\$ 12,707.00	\$ -	\$ 327,289.00
450	SANTIAGO AMOCTEPEC	\$ 834,774.00	\$ 85,151.00	\$ 11,572.00	\$ 20,831.00	\$ 12,174.00	\$ 6,638.00	\$ 8,264.00	\$ 1,380.00	\$ 2,145.00	\$ -	\$ -	\$ 982,930.00
451	SANTIAGO APOALA	\$ 143,200.00	\$ 51,351.00	\$ 2,312.00	\$ 5,846.00	\$ 896.00	\$ 903.00	\$ 666.00	\$ 366.00	\$ 191.00	\$ -	\$ -	\$ 205,731.00
452	SANTIAGO APOSTOL	\$ 385,902.00	\$ 118,893.00	\$ 5,439.00	\$ 11,798.00	\$ 3,941.00	\$ 2,759.00	\$ 2,788.00	\$ 770.00	\$ 773.00	\$ -	\$ -	\$ 533,063.00
453	SANTIAGO ASTATA	\$ 298,964.00	\$ 47,624.00	\$ 4,113.00	\$ 6,281.00	\$ 3,537.00	\$ 2,554.00	\$ 2,828.00	\$ 427.00	\$ 893.00	\$ -	\$ -	\$ 367,291.00
454	SANTIAGO ATITLAN	\$ 242,186.00	\$ 46,488.00	\$ 3,544.00	\$ 7,323.00	\$ 3,188.00	\$ 1,793.00	\$ 2,073.00	\$ 484.00	\$ 522.00	\$ -	\$ -	\$ 307,601.00
455	SANTIAGO AYUQUILLA	\$ 241,588.00	\$ 84,011.00	\$ 3,425.00	\$ 7,146.00	\$ 2,601.00	\$ 1,772.00	\$ 1,642.00	\$ 478.00	\$ 514.00	\$ -	\$ -	\$ 343,374.00
456	SANTIAGO CACALXTEPEC	\$ 162,800.00	\$ 71,087.00	\$ 2,352.00	\$ 5,020.00	\$ 1,504.00	\$ 1,168.00	\$ 1,118.00	\$ 328.00	\$ 331.00	\$ -	\$ -	\$ 244,188.00
457	SANTIAGO CAMOTLAN	\$ 265,796.00	\$ 56,750.00	\$ 3,994.00	\$ 8,756.00	\$ 3,015.00	\$ 1,889.00	\$ 1,966.00	\$ 620.00	\$ 513.00	\$ -	\$ -	\$ 343,319.00
458	SANTIAGO COMALTEPEC	\$ 176,114.00	\$ 59,030.00	\$ 2,344.00	\$ 6,268.00	\$ 1,052.00	\$ 1,072.00	\$ 777.00	\$ 355.00	\$ 230.00	\$ -	\$ -	\$ 247,242.00
459	SANTIAGO CHAZUMBA	\$ 396,536.00	\$ 124,370.00	\$ 5,460.00	\$ 10,360.00	\$ 4,430.00	\$ 3,066.00	\$ 3,259.00	\$ 687.00	\$ 959.00	\$ -	\$ -	\$ 549,127.00
460	SANTIAGO CHOMPAM	\$ 374,224.00	\$ 67,466.00	\$ 5,454.00	\$ 11,708.00	\$ 4,689.00	\$ 2,701.00	\$ 3,039.00	\$ 762.00	\$ 780.00	\$ -	\$ -	\$ 470,803.00
461	SANTIAGO DEL RIO	\$ 114,550.00	\$ 47,852.00	\$ 2,756.00	\$ 4,466.00	\$ 472.00	\$ 721.00	\$ 442.00	\$ 274.00	\$ 156.00	\$ -	\$ -	\$ 170,689.00
462	SANTIAGO HUAYQUILLAN	\$ 412,820.00	\$ 126,469.00	\$ 5,619.00	\$ 9,977.00	\$ 4,186.00	\$ 3,392.00	\$ 3,358.00	\$ 647.00	\$ 1,071.00	\$ -	\$ -	\$ 567,479.00
463	SANTIAGO HUAYQUILLA	\$ 91,090.00	\$ 36,938.00	\$ 1,481.00	\$ 3,958.00	\$ 475.00	\$ 541.00	\$ 340.00	\$ 251.00	\$ 97.00	\$ -	\$ -	\$ 135,171.00
464	SANTIAGO IHUITLAN	\$ 100,808.00	\$ 35,584.00	\$ 1,621.00	\$ 3,704.00	\$ 309.00	\$ 698.00	\$ 418.00	\$ 238.00	\$ 178.00	\$ -	\$ -	\$ 143,558.00
465	SANTIAGO IXCUMTEPEC	\$ 144,670.00	\$ 44,614.00	\$ 2,217.00	\$ 5,133.00	\$ 1,467.00	\$ 990.00	\$ 971.00	\$ 329.00	\$ 752.00	\$ 208.00	\$ -	\$ 200,633.00
466	SANTIAGO IXTAYULA	\$ 828,208.00	\$ 82,703.00	\$ 11,387.00	\$ 19,637.00	\$ 12,181.00	\$ 6,714.00	\$ 8,403.00	\$ 1,306.00	\$ 2,222.00	\$ -	\$ -	\$ 972,760.00
467	SANTIAGO JAMILTEPEC	\$ 1,387,816.00	\$ 1,539,542.00	\$ 18,242.00	\$ 26,517.00	\$ 37,286.00	\$ 31,985.00	\$ 11,636.00	\$ 1,774.00	\$ 4,765.00	\$ 111,928.00	\$ -	\$ 3,133,051.00
468	SANTIAGO JICOATEPEC	\$ 853,390.00	\$ 251,978.00	\$ 11,867.00	\$ 22,495.00	\$ 12,716.00	\$ 6,609.00	\$ 8,246.00	\$ 1,492.00	\$ 2,069.00	\$ -	\$ -	\$ 1,190,932.00
469	SANTIAGO IHUITLANHUAJA	\$ 2,247,206.00	\$ 634,584.00	\$ 30,203.00	\$ 56,241.00	\$ 31,036.00	\$ 17,491.00	\$ 21,022.00	\$ 3,598.00	\$ 5,558.00	\$ 112,087.00	\$ -	\$ 3,159,174.00

Clave de Municipio	Municipio	FONDO GENERAL DE PARTICIPACIONES	FONDO DE FOMENTO MUNICIPAL	FONDO DE IMPUESTOS ESPECIALES SOBRE PRODUCCION Y SERVICIOS	FONDO DE FISCALIZACION Y RECAUDACION	FONDO DE COMPENSACION	IMPUESTO SOBRE AUTOMOVILES NUEVOS	IMPUESTO A LAS VENTAS FINALES DE GASOLINAS Y DIESEL	FONDO DE COMPENSACION DEL IMPUESTO SOBRE AUTOMOVILES NUEVOS ISAN	ISR ARTICULO 126	ISR 3-8	Hidrocarburos	Total
470	SANTIAGO	\$ 333,306.00	\$ 53,250.00	\$ 4,756.00	\$ 9,662.00	\$ 3,946.00	\$ 2,489.00	\$ 2,722.00	\$ 616.00	\$ 739.00	\$ 16,231.00	\$ -	\$ 427,727.00
471	LACHIGUIRI	\$ 102,416.00	\$ 53,483.00	\$ 1,738.00	\$ 4,790.00	\$ 391.00	\$ 580.00	\$ 293.00	\$ 393.00	\$ 88.00	\$ -	\$ -	\$ 153,888.00
472	SANTIAGO LALOJA	\$ 464,722.00	\$ 191,829.00	\$ 7,564.00	\$ 19,161.00	\$ 3,062.00	\$ 2,921.00	\$ 2,161.00	\$ 1,218.00	\$ 612.00	\$ -	\$ -	\$ 693,250.00
473	SANTIAGO LAOJALAGA	\$ 141,190.00	\$ 51,907.00	\$ 2,200.00	\$ 5,362.00	\$ 1,175.00	\$ 931.00	\$ 799.00	\$ 343.00	\$ 217.00	\$ -	\$ -	\$ 205,114.00
474	SANTIAGO LLANO GRANDE	\$ 235,394.00	\$ 70,310.00	\$ 3,410.00	\$ 7,014.00	\$ 3,106.00	\$ 1,746.00	\$ 2,017.00	\$ 457.00	\$ 512.00	\$ -	\$ -	\$ 923,956.00
475	SANTIAGO MATAILAN	\$ 879,054.00	\$ 391,966.00	\$ 12,218.00	\$ 22,541.00	\$ 9,158.00	\$ 6,899.00	\$ 7,135.00	\$ 1,487.00	\$ 2,188.00	\$ -	\$ -	\$ 1,331,656.00
476	SANTIAGO MILTEPEC	\$ 83,946.00	\$ 69,754.00	\$ 2,462.00	\$ 6,193.00	\$ 1,192.00	\$ 1,010.00	\$ 820.00	\$ 397.00	\$ 222.00	\$ 15,947.00	\$ -	\$ 250,463.00
477	SANTIAGO MINAS	\$ 159,026.00	\$ 38,240.00	\$ 2,507.00	\$ 6,057.00	\$ 1,447.00	\$ 1,077.00	\$ 969.00	\$ 385.00	\$ 256.00	\$ -	\$ -	\$ 214,364.00
478	SANTIAGO MACATEPEC	\$ 163,426.00	\$ 31,925.00	\$ 1,066.00	\$ 3,443.00	\$ 158.00	\$ 312.00	\$ 104.00	\$ 204.00	\$ 27.00	\$ -	\$ -	\$ 98,151.00
479	SANTIAGO NEARILLA	\$ 61,212.00	\$ 54,085.00	\$ 2,404.00	\$ 5,466.00	\$ 1,203.00	\$ 1,099.00	\$ 940.00	\$ 344.00	\$ 288.00	\$ 9,712.00	\$ -	\$ 233,835.00
480	SANTIAGO HUINDICHE	\$ 239,004.00	\$ 58,146.00	\$ 3,401.00	\$ 6,267.00	\$ 1,714.00	\$ 1,687.00	\$ 1,659.00	\$ 405.00	\$ 502.00	\$ 4,688.00	\$ -	\$ 317,773.00
481	SANTIAGO NUYOO	\$ 5,238,730.00	\$ 949,321.00	\$ 65,416.00	\$ 109,039.00	\$ 50,450.00	\$ 42,472.00	\$ 43,080.00	\$ 6,429.00	\$ 14,353.00	\$ -	\$ -	\$ 6,519,290.00
482	SANTIAGO NACIONAL	\$ 613,868.00	\$ 169,609.00	\$ 8,029.00	\$ 14,345.00	\$ 9,942.00	\$ 4,855.00	\$ 6,310.00	\$ 949.00	\$ 1,579.00	\$ -	\$ -	\$ 829,486.00
483	SANTIAGO SUCHILQUITONGO	\$ 400,160.00	\$ 120,789.00	\$ 5,379.00	\$ 10,238.00	\$ 4,016.00	\$ 3,080.00	\$ 3,130.00	\$ 661.00	\$ 965.00	\$ -	\$ -	\$ 547,928.00
484	SANTIAGO TAMAZOLA	\$ 245,667.00	\$ 83,157.00	\$ 3,640.00	\$ 7,995.00	\$ 2,791.00	\$ 1,747.00	\$ 1,858.00	\$ 516.00	\$ 479.00	\$ -	\$ -	\$ 347,865.00
485	SANTIAGO TAPEXTLA	\$ 239,750.00	\$ 209,154.00	\$ 3,311.00	\$ 6,254.00	\$ 2,194.00	\$ 1,864.00	\$ 1,808.00	\$ 793.00	\$ 588.00	\$ -	\$ -	\$ 465,326.00
486	VILLA TEUPAM DE LA UNION	\$ 267,716.00	\$ 77,761.00	\$ 2,762.00	\$ 6,267.00	\$ 1,779.00	\$ 1,829.00	\$ 1,496.00	\$ 488.00	\$ 493.00	\$ 38,335.00	\$ -	\$ 396,956.00
487	SANTIAGO TENANGO	\$ 71,804.00	\$ 40,420.00	\$ 1,206.00	\$ 3,408.00	\$ 1,118.00	\$ 394.00	\$ 135.00	\$ 215.00	\$ 54.00	\$ -	\$ -	\$ 117,734.00
488	SANTIAGO TEPETLAPA	\$ 362,516.00	\$ 69,625.00	\$ 5,203.00	\$ 11,277.00	\$ 4,409.00	\$ 2,605.00	\$ 2,881.00	\$ 718.00	\$ 733.00	\$ -	\$ -	\$ 459,917.00
489	SANTIAGO TEXCALCHINGO	\$ 223,240.00	\$ 57,540.00	\$ 3,771.00	\$ 7,173.00	\$ 2,667.00	\$ 1,569.00	\$ 1,733.00	\$ 464.00	\$ 437.00	\$ -	\$ -	\$ 298,114.00
491	SANTIAGO TEXITLAN	\$ 337,578.00	\$ 73,990.00	\$ 4,694.00	\$ 8,023.00	\$ 4,448.00	\$ 2,749.00	\$ 3,192.00	\$ 576.00	\$ 910.00	\$ 7,394.00	\$ -	\$ 443,543.00
492	SANTIAGO TILANTONGO	\$ 393,416.00	\$ 100,618.00	\$ 5,767.00	\$ 11,098.00	\$ 2,472.00	\$ 3,049.00	\$ 2,531.00	\$ 756.00	\$ 943.00	\$ 14,739.00	\$ -	\$ 536,329.00
493	SANTIAGO TILLO	\$ 83,094.00	\$ 36,267.00	\$ 1,295.00	\$ 3,205.00	\$ 496.00	\$ 535.00	\$ 387.00	\$ 211.00	\$ 121.00	\$ 13,886.00	\$ -	\$ 139,497.00
494	SANTIAGO TLAZOVALTEPEC	\$ 385,690.00	\$ 99,674.00	\$ 5,560.00	\$ 10,550.00	\$ 5,619.00	\$ 3,000.00	\$ 3,689.00	\$ 707.00	\$ 935.00	\$ -	\$ -	\$ 515,414.00
495	SANTIAGO VANICA	\$ 244,066.00	\$ 58,101.00	\$ 3,679.00	\$ 8,259.00	\$ 2,692.00	\$ 1,709.00	\$ 1,782.00	\$ 530.00	\$ 455.00	\$ -	\$ -	\$ 321,773.00
496	SANTIAGO XIACUI	\$ 150,698.00	\$ 45,810.00	\$ 2,195.00	\$ 4,898.00	\$ 1,779.00	\$ 1,058.00	\$ 1,116.00	\$ 315.00	\$ 286.00	\$ -	\$ -	\$ 708,105.00
497	SANTIAGO VAITEPEC	\$ 311,060.00	\$ 106,383.00	\$ 4,537.00	\$ 9,591.00	\$ 3,754.00	\$ 2,268.00	\$ 2,512.00	\$ 628.00	\$ 648.00	\$ -	\$ -	\$ 441,401.00

Clave de Municipio	Municipio	FONDO GENERAL DE PARTICIPACIONES	FONDO DE FOMENTO MUNICIPAL	FONDO DE IMPUESTOS ESPECIALES SOBRE PRODUCCION Y SERVICIOS	FONDO DE FISCALIZACION Y RECAUDACION	FONDO DE COMPENSACION	IMPUESTO SOBRE AUTOMOVILES NUEVOS	IMPUESTO A LAS VENTAS FINALES DE GASOLINAS Y DIESEL	FONDO DE COMPENSACION DEL IMPUESTO SOBRE AUTOMOVILES NUEVOS (SAM)	ISR ARTICULO 126	ISR 3-5	Hidrocarburos	Total
498	SANTAGO YAVEO	\$ 518,554.00	\$ 110,428.00	\$ 7,545.00	\$ 14,710.00	\$ 6,148.00	\$ 3,971.00	\$ 4,588.00	\$ 1,030.00	\$ 1,210.00	\$ -	\$ 275,449.00	\$ 944,233.00
499	SANTAGO TOLOMICAIL	\$ 301,012.00	\$ 73,468.00	\$ 3,953.00	\$ 5,472.00	\$ 1,784.00	\$ 2,628.00	\$ 2,254.00	\$ 473.00	\$ 944.00	\$ 58,643.00	\$ -	\$ 450,551.00
500	SANTAGO YOSORUNA	\$ 597,952.00	\$ 117,822.00	\$ 8,441.00	\$ 14,855.00	\$ 7,186.00	\$ 4,320.00	\$ 5,347.00	\$ 991.00	\$ 1,576.00	\$ -	\$ -	\$ 759,000.00
501	SANTAGO YUCUYACHI	\$ 112,266.00	\$ 43,521.00	\$ 1,793.00	\$ 4,510.00	\$ 902.00	\$ 712.00	\$ 594.00	\$ 284.00	\$ 154.00	\$ -	\$ -	\$ 144,736.00
502	SANTAGO ZACATEPEC	\$ 370,210.00	\$ 62,053.00	\$ 5,192.00	\$ 10,827.00	\$ 4,497.00	\$ 2,711.00	\$ 3,031.00	\$ 748.00	\$ 785.00	\$ 77,514.00	\$ -	\$ 537,568.00
503	SANTAGO ZOCOSILLA	\$ 200,190.00	\$ 48,310.00	\$ 2,497.00	\$ 5,498.00	\$ 397.00	\$ 3,485.00	\$ 901.00	\$ 344.00	\$ 444.00	\$ -	\$ -	\$ 260,256.00
504	PUERTO ZOUQUAPAM	\$ 205,174.00	\$ 73,275.00	\$ 2,888.00	\$ 6,173.00	\$ 1,442.00	\$ 1,464.00	\$ 1,231.00	\$ 390.00	\$ 411.00	\$ 5,243.00	\$ -	\$ 297,641.00
505	SANTO DOMINGO INGENIO	\$ 909,542.00	\$ 122,196.00	\$ 12,117.00	\$ 9,719.00	\$ 7,023.00	\$ 9,099.00	\$ 8,805.00	\$ 754.00	\$ 3,655.00	\$ -	\$ -	\$ 1,082,910.00
506	SANTO DOMINGO ALBARRADAS	\$ 128,436.00	\$ 40,451.00	\$ 1,993.00	\$ 4,140.00	\$ 723.00	\$ 954.00	\$ 795.00	\$ 266.00	\$ 275.00	\$ -	\$ -	\$ 177,973.00
507	SANTO DOMINGO ARIENTA	\$ 243,920.00	\$ 95,230.00	\$ 3,554.00	\$ 7,536.00	\$ 2,834.00	\$ 1,775.00	\$ 1,912.00	\$ 489.00	\$ 506.00	\$ -	\$ -	\$ 357,756.00
508	SANTO DOMINGO CHIUITAN	\$ 164,920.00	\$ 37,712.00	\$ 2,158.00	\$ 3,937.00	\$ 1,474.00	\$ 1,330.00	\$ 1,287.00	\$ 249.00	\$ 439.00	\$ -	\$ -	\$ 240,102.00
509	SANTO DOMINGO DE MORELOS	\$ 678,720.00	\$ 208,282.00	\$ 9,105.00	\$ 16,257.00	\$ 10,103.00	\$ 5,388.00	\$ 6,769.00	\$ 1,087.00	\$ 1,751.00	\$ 26,496.00	\$ -	\$ 937,460.00
510	SANTO DOMINGO IXCANTAN	\$ 116,528.00	\$ 38,074.00	\$ 1,902.00	\$ 4,978.00	\$ 683.00	\$ 707.00	\$ 485.00	\$ 311.00	\$ 136.00	\$ -	\$ -	\$ 163,804.00
511	SANTO DOMINGO NUJAA	\$ 262,170.00	\$ 91,776.00	\$ 3,802.00	\$ 8,092.00	\$ 2,971.00	\$ 1,903.00	\$ 2,891.00	\$ 522.00	\$ 541.00	\$ -	\$ -	\$ 373,808.00
512	SANTO DOMINGO OZOLOTEPEC	\$ 122,030.00	\$ 44,601.00	\$ 1,973.00	\$ 4,958.00	\$ 990.00	\$ 768.00	\$ 642.00	\$ 313.00	\$ 162.00	\$ -	\$ -	\$ 176,477.00
513	SANTO DOMINGO PETIPA	\$ 550,082.00	\$ 80,520.00	\$ 7,722.00	\$ 14,476.00	\$ 8,172.00	\$ 4,291.00	\$ 5,306.00	\$ 961.00	\$ 1,352.00	\$ -	\$ -	\$ 672,882.00
514	SANTO DOMINGO RIOJAGA	\$ 133,870.00	\$ 50,878.00	\$ 2,188.00	\$ 5,734.00	\$ 836.00	\$ 812.00	\$ 578.00	\$ 359.00	\$ 155.00	\$ -	\$ -	\$ 303,987.00
515	SANTO DOMINGO TEHUANTEPEC	\$ 6,614,954.00	\$ 1,357,815.00	\$ 86,739.00	\$ 108,525.00	\$ 61,740.00	\$ 59,674.00	\$ 60,327.00	\$ 7,599.00	\$ 22,121.00	\$ 108,577.00	\$ -	\$ 8,379,518.00
516	SANTO DOMINGO TEOJOMULCO	\$ 389,104.00	\$ 99,060.00	\$ 5,414.00	\$ 10,227.00	\$ 4,742.00	\$ 3,022.00	\$ 3,368.00	\$ 662.00	\$ 949.00	\$ -	\$ -	\$ 605,364.00
517	SANTO DOMINGO TEPUXTEPEC	\$ 397,511.00	\$ 70,375.00	\$ 5,464.00	\$ 9,499.00	\$ 5,343.00	\$ 3,212.00	\$ 3,805.00	\$ 695.00	\$ 1,055.00	\$ -	\$ -	\$ 504,980.00
518	SANTO DOMINGO TLATYAPAM	\$ 77,990.00	\$ 34,880.00	\$ 1,228.00	\$ 2,915.00	\$ 103.00	\$ 524.00	\$ 256.00	\$ 176.00	\$ 128.00	\$ -	\$ -	\$ 118,200.00

Clave de Municipio	Municipio	FONDO GENERAL DE PARTICIPACIONES	FONDO DE FOMENTO MUNICIPAL	FONDO DE IMPUESTOS ESPECIALES SOBRE PRODUCCION Y SERVICIOS	FONDO DE FISCALIZACION Y RECAUDACION	FONDO DE COMPENSACION	IMPUESTO SOBRE AUTOMOVILES NUEVOS	IMPUESTO A LAS VENTAS FINALES DE GASOLINAS Y DIESEL	FONDO DE COMPENSACION DEL IMPUESTO SOBRE AUTOMOVILES NUEVOS SAN	ISR ARTICULO 126	ISR 9-B	Hidrocarburos	Total
519	SANTO DOMINGO TOMALTEPEC	\$ 258,728.00	\$ 81,366.00	\$ 3,640.00	\$ 6,654.00	\$ -1,075.00	\$ 2,044.00	\$ 2,241.00	\$ 455.00	\$ 953.00	\$ 19,855.00	\$ -	\$ 378,715.00
520	SANTO DOMINGO TONALA	\$ 565,140.00	\$ 201,705.00	\$ 7,781.00	\$ 15,652.00	\$ 6,684.00	\$ 4,224.00	\$ 4,617.00	\$ 1,065.00	\$ 1,166.00	\$ 28,776.00	\$ -	\$ 836,910.00
521	SANTO DOMINGO TONALTEPEC	\$ 82,022.00	\$ 38,464.00	\$ 1,395.00	\$ 3,978.00	\$ 226.00	\$ 445.00	\$ 180.00	\$ 241.00	\$ 56.00	\$ -	\$ -	\$ 127,008.00
522	SANTO DOMINGO XAGAJA	\$ 122,486.00	\$ 41,078.00	\$ 1,923.00	\$ 4,718.00	\$ 1,080.00	\$ 796.00	\$ 711.00	\$ 299.00	\$ 182.00	\$ -	\$ -	\$ 173,273.00
523	SANTO DOMINGO YAHUITLAN	\$ 287,696.00	\$ 64,908.00	\$ 3,805.00	\$ 6,856.00	\$ 1,485.00	\$ 2,258.00	\$ 1,779.00	\$ 548.00	\$ 723.00	\$ -	\$ -	\$ 370,068.00
524	SANTO DOMINGO YODOHINO	\$ 81,198.00	\$ 34,184.00	\$ 1,283.00	\$ 3,597.00	\$ 298.00	\$ 468.00	\$ 244.00	\$ 232.00	\$ 79.00	\$ 3,838.00	\$ -	\$ 125,339.00
525	SANTO DOMINGO ZARATEPEC	\$ 1,161,314.00	\$ 249,751.00	\$ 13,228.00	\$ 20,295.00	\$ 11,328.00	\$ 9,495.00	\$ 9,623.00	\$ 1,686.00	\$ 3,204.00	\$ 72,625.00	\$ -	\$ 1,552,529.00
526	SANTOS REYES NOPALA	\$ 990,756.00	\$ 216,097.00	\$ 13,371.00	\$ 22,639.00	\$ 15,038.00	\$ 8,071.00	\$ 10,144.00	\$ 1,518.00	\$ 2,695.00	\$ -	\$ -	\$ 1,280,331.00
527	SANTOS REYES PAPAJO	\$ 313,860.00	\$ 100,182.00	\$ 4,457.00	\$ 7,545.00	\$ 2,218.00	\$ 2,572.00	\$ 2,288.00	\$ 532.00	\$ 855.00	\$ -	\$ -	\$ 434,549.00
528	SANTOS REYES TEPEUILLO	\$ 251,302.00	\$ 48,135.00	\$ 3,555.00	\$ 4,681.00	\$ 813.00	\$ 2,275.00	\$ 1,729.00	\$ 342.00	\$ 835.00	\$ 5,897.00	\$ -	\$ 319,564.00
529	SANTOS REYES YUCUNA	\$ 149,410.00	\$ 48,124.00	\$ 2,857.00	\$ 5,837.00	\$ 1,310.00	\$ 967.00	\$ 862.00	\$ 368.00	\$ 218.00	\$ -	\$ -	\$ 209,463.00
530	SANTO TOMAS JALIEZA	\$ 948,182.00	\$ 101,643.00	\$ 4,737.00	\$ 8,863.00	\$ 3,513.00	\$ 2,702.00	\$ 2,758.00	\$ 625.00	\$ 851.00	\$ 32,255.00	\$ -	\$ 506,129.00
531	SANTO TOMAS IMZALTEPEC	\$ 208,050.00	\$ 49,953.00	\$ 3,039.00	\$ 6,116.00	\$ 2,376.00	\$ 1,568.00	\$ 1,667.00	\$ 385.00	\$ 468.00	\$ -	\$ -	\$ 273,642.00
532	SANTO TOMAS OCOATEPEC	\$ 299,774.00	\$ 126,462.00	\$ 4,309.00	\$ 8,560.00	\$ 3,646.00	\$ 2,271.00	\$ 2,521.00	\$ 559.00	\$ 686.00	\$ -	\$ -	\$ 448,788.00
533	SANTO TOMAS TAMAZULAPAN	\$ 245,088.00	\$ 90,648.00	\$ 3,486.00	\$ 7,036.00	\$ 2,488.00	\$ 1,838.00	\$ 1,844.00	\$ 451.00	\$ 549.00	\$ 10,971.00	\$ -	\$ 354,379.00
534	SAN VICENTE COATLAN	\$ 305,794.00	\$ 71,453.00	\$ 4,231.00	\$ 8,459.00	\$ 3,135.00	\$ 2,296.00	\$ 2,348.00	\$ 562.00	\$ 682.00	\$ 3,861.00	\$ -	\$ 402,834.00
535	SAN VICENTE LAGUNO	\$ 368,114.00	\$ 55,242.00	\$ 5,042.00	\$ 8,360.00	\$ 2,903.00	\$ 3,059.00	\$ 2,879.00	\$ 524.00	\$ 1,028.00	\$ 718.00	\$ -	\$ 447,799.00
536	SAN VICENTE NURU	\$ 92,174.00	\$ 38,875.00	\$ 1,538.00	\$ 3,889.00	\$ 409.00	\$ 577.00	\$ 349.00	\$ 271.00	\$ 117.00	\$ -	\$ -	\$ 138,149.00
537	SILCAYAPAM	\$ 617,068.00	\$ 182,757.00	\$ 8,558.00	\$ 18,128.00	\$ 6,860.00	\$ 4,478.00	\$ 4,429.00	\$ 1,171.00	\$ 1,218.00	\$ 98,522.00	\$ -	\$ 942,478.00
538	SITIO DE XITLAPUEHA	\$ 124,042.00	\$ 53,778.00	\$ 1,994.00	\$ 4,821.00	\$ 646.00	\$ 818.00	\$ 563.00	\$ 303.00	\$ 191.00	\$ 3,647.00	\$ -	\$ 190,803.00
539	SOLEDAD ETJA	\$ 319,532.00	\$ 105,599.00	\$ 4,570.00	\$ 7,768.00	\$ 5,783.00	\$ 2,760.00	\$ 3,600.00	\$ 511.00	\$ 921.00	\$ -	\$ -	\$ 471,172.00
540	VILLA DE TAMAZULAPAN DEL PROGRESO	\$ 757,664.00	\$ 205,065.00	\$ 9,336.00	\$ 13,660.00	\$ 7,621.00	\$ 6,579.00	\$ 6,795.00	\$ 1,089.00	\$ 2,357.00	\$ 61,341.00	\$ -	\$ 1,071,431.00
541	TANETZE DE ZARAGOZA	\$ 152,492.00	\$ 59,916.00	\$ 2,268.00	\$ 5,558.00	\$ 1,413.00	\$ 995.00	\$ 917.00	\$ 347.00	\$ 234.00	\$ -	\$ -	\$ 223,140.00
542	TANICHE	\$ 171,792.00	\$ 58,935.00	\$ 1,933.00	\$ 5,002.00	\$ 809.00	\$ 759.00	\$ 562.00	\$ 310.00	\$ 157.00	\$ 2,915.00	\$ -	\$ 193,188.00
543	TATALTEPEC DE VALDES	\$ 438,508.00	\$ 101,975.00	\$ 6,170.00	\$ 10,166.00	\$ 5,710.00	\$ 3,637.00	\$ 4,217.00	\$ 725.00	\$ 1,227.00	\$ -	\$ -	\$ 572,135.00

Clave de Municipio	Municipio	FONDO GENERAL DE PARTICIPACIONES	FONDO DE FOMENTO MUNICIPAL	FONDO DE IMPUESTOS ESPECIALES SOBRE PRODUCCION Y SERVICIOS	FONDO DE FISCALIZACION Y RECAUDACION	FONDO DE COMPENSACION	IMPUESTO SOBRE AUTOMOVILES NUEVOS	IMPUESTO A LAS VENTAS FINALES DE GASOLINAS Y DIESEL	FONDO DE COMPENSACION DEL IMPUESTO SOBRE AUTOMOVILES NUEVOS ISAN	ISR ARTICULO 126	ISR 3-B	Hidrocarburos	total
544	TECOGUILCO DE MARCOS PEREZ	\$ 150,500.00	\$ 49,244.00	\$ 7,180.00	\$ 4,859.00	\$ 933.00	\$ 1,053.00	\$ 834.00	\$ 305.00	\$ 287.00	\$	\$	\$ 210,201.00
545	TEOTITLAN DE FLORES MASON	\$ 1,057,854.00	\$ 374,437.00	\$ 15,468.00	\$ 31,789.00	\$ 9,219.00	\$ 7,870.00	\$ 7,307.00	\$ 1,994.00	\$ 2,313.00	\$	\$	\$ 1,508,071.00
546	TEOTITLAN DEL VALLE	\$ 529,604.00	\$ 124,616.00	\$ 7,346.00	\$ 10,451.00	\$ 5,766.00	\$ 4,633.00	\$ 4,944.00	\$ 860.00	\$ 1,650.00	\$	\$	\$ 680,870.00
547	TEOTOMCO	\$ 131,809.00	\$ 52,166.00	\$ 1,978.00	\$ 5,145.00	\$ 913.00	\$ 813.00	\$ 673.00	\$ 314.00	\$ 170.00	\$	\$	\$ 199,990.00
548	TEPELMEHE VILLA DE MORELOS	\$ 258,020.00	\$ 93,807.00	\$ 3,522.00	\$ 7,730.00	\$ 1,754.00	\$ 1,812.00	\$ 1,495.00	\$ 631.00	\$ 494.00	\$	\$	\$ 360,266.00
549	HEROICA VILLA DE TEOTITLAN DE SEGURA Y LUÑA, CIENNA DE LA INDEPENDENCIA DE OAXACA	\$ 850,808.00	\$ 288,180.00	\$ 11,767.00	\$ 26,029.00	\$ 10,330.00	\$ 6,007.00	\$ 6,646.00	\$ 1,602.00	\$ 1,663.00	\$	\$	\$ 1,231,189.00
550	SAN JERONIMO	\$ 551,897.00	\$ 89,108.00	\$ 6,956.00	\$ 13,109.00	\$ 5,228.00	\$ 4,224.00	\$ 4,188.00	\$ 927.00	\$ 1,331.00	\$ 49,057.00	\$	\$ 701,422.00
551	TLACOCHEMUYA	\$ 2,919,658.00	\$ 546,195.00	\$ 35,334.00	\$ 41,089.00	\$ 27,643.00	\$ 26,063.00	\$ 26,630.00	\$ 3,208.00	\$ 9,697.00	\$ 24,459.00	\$	\$ 3,960,556.00
552	MATAMOROS	\$ 95,620.00	\$ 54,965.00	\$ 1,469.00	\$ 1,163.00	\$ 373.00	\$ 688.00	\$ 460.00	\$ 231.00	\$ 189.00	\$	\$	\$ 165,578.00
553	TLAXIYAC DE CABRERA	\$ 1,770,374.00	\$ 256,486.00	\$ 22,034.00	\$ 21,650.00	\$ 11,064.00	\$ 16,669.00	\$ 15,037.00	\$ 1,824.00	\$ 6,446.00	\$ 8,420.00	\$	\$ 2,171,584.00
554	TOTONTEPEC VILLA DE MORELOS	\$ 429,502.00	\$ 116,602.00	\$ 5,877.00	\$ 12,672.00	\$ 5,303.00	\$ 3,071.00	\$ 3,438.00	\$ 840.00	\$ 866.00	\$	\$	\$ 582,260.00
555	TRINIDAD ZAACHILA	\$ 228,706.00	\$ 76,522.00	\$ 3,305.00	\$ 6,705.00	\$ 3,095.00	\$ 1,713.00	\$ 4,004.00	\$ 431.00	\$ 509.00	\$	\$	\$ 322,991.00
556	LA TRINIDAD VISTA HERMOSEA	\$ 90,324.00	\$ 39,528.00	\$ 1,494.00	\$ 3,494.00	\$ 278.00	\$ 613.00	\$ 357.00	\$ 234.00	\$ 149.00	\$	\$	\$ 136,745.00
557	URION HIDALGO	\$ 1,509,400.00	\$ 386,941.00	\$ 20,264.00	\$ 29,567.00	\$ 13,348.00	\$ 12,987.00	\$ 12,656.00	\$ 2,436.00	\$ 4,577.00	\$ 2,284.00	\$	\$ 1,992,176.00
558	VALERO TRIUNFO	\$ 129,104.00	\$ 32,000.00	\$ 1,845.00	\$ 4,366.00	\$ 1,249.00	\$ 834.00	\$ 815.00	\$ 279.00	\$ 210.00	\$	\$	\$ 164,772.00
559	SAN JUAN BAUTISTA VALLE INACCIONAL	\$ 1,472,258.00	\$ 255,881.00	\$ 20,218.00	\$ 33,488.00	\$ 20,915.00	\$ 12,144.00	\$ 14,652.00	\$ 2,316.00	\$ 4,093.00	\$	\$	\$ 1,835,945.00
560	VILLA OJAZ ORDAZ	\$ 669,648.00	\$ 157,306.00	\$ 9,094.00	\$ 12,876.00	\$ 5,893.00	\$ 5,847.00	\$ 5,719.00	\$ 955.00	\$ 2,088.00	\$	\$	\$ 869,408.00
561	TAJE	\$ 422,394.00	\$ 194,518.00	\$ 6,547.00	\$ 15,907.00	\$ 2,645.00	\$ 2,775.00	\$ 2,085.00	\$ 990.00	\$ 652.00	\$	\$	\$ 648,523.00
562	MAGDALENA POCOCORO DE POBERIO DIAZ	\$ 181,001.00	\$ 58,864.00	\$ 2,554.00	\$ 4,910.00	\$ 1,527.00	\$ 1,391.00	\$ 1,293.00	\$ 336.00	\$ 429.00	\$	\$	\$ 258,289.00
563	YOGANA	\$ 134,859.00	\$ 46,057.00	\$ 2,137.00	\$ 5,339.00	\$ 1,105.00	\$ 861.00	\$ 735.00	\$ 343.00	\$ 189.00	\$ 5,975.00	\$	\$ 197,517.00
564	HUTANDUCHI DE GUERRERO	\$ 191,300.00	\$ 66,976.00	\$ 2,694.00	\$ 6,980.00	\$ 1,073.00	\$ 1,351.00	\$ 915.00	\$ 401.00	\$ 308.00	\$ 5,893.00	\$	\$ 271,511.00
565	VILLA DE ZAACHILA	\$ 4,096,822.00	\$ 852,816.00	\$ 50,236.00	\$ 55,388.00	\$ 41,891.00	\$ 37,474.00	\$ 39,767.00	\$ 3,747.00	\$ 14,232.00	\$	\$	\$ 5,182,373.00
566	SAN MATEO	\$ 261,122.00	\$ 67,111.00	\$ 2,790.00	\$ 8,459.00	\$ 2,814.00	\$ 1,836.00	\$ 1,893.00	\$ 529.00	\$ 497.00	\$ 7,201.00	\$	\$ 355,251.00
567	MACUTINDO ZAPOTITLAN LAGUNAS	\$ 761,318.00	\$ 59,551.00	\$ 3,838.00	\$ 8,027.00	\$ 3,012.00	\$ 1,920.00	\$ 2,066.00	\$ 537.00	\$ 582.00	\$	\$	\$ 340,821.00
568	ZAPOTITLAN PALMAS	\$ 153,946.00	\$ 70,450.00	\$ 2,243.00	\$ 4,646.00	\$ 1,517.00	\$ 1,138.00	\$ 1,130.00	\$ 296.00	\$ 332.00	\$	\$	\$ 235,716.00

Clave de Municipio	Municipio	FONDO GENERAL DE PARTICIPACIONES	FONDO DE FOMENTO MUNICIPAL	FONDO DE IMPUESTOS ESPECIALES SOBRE PRODUCCION Y SERVICIOS	FONDO DE FONDOS DE REALIZACION Y RECAUDACION	FONDO DE COMPENSACION	IMPUESTO SOBRE AUTOMOVILES NUEVOS	IMPUESTO A LAS VENTAS FINALES DE GASOLINAS Y DIESEL	FONDO DE COMPENSACION DEL IMPUESTO SOBRE AUTOMOVILES NUEVOS ISAM	ISR ARTICULO 126	ISR 3-B	Hydrocarburos	Total
569	SANTA INES DE ZARAGOZA	\$ 164,176.00	\$ 62,013.00	\$ 2,503.00	\$ 6,166.00	\$ 1,302.00	\$ 1,064.00	\$ 901.00	\$ 391.00	\$ 245.00	\$ -	\$ -	\$ 236,761.00
570	ZIMATLAN DE ALVAREZ	\$ 1,941,230.00	\$ 433,585.00	\$ 24,942.00	\$ 31,572.00	\$ 20,066.00	\$ 17,192.00	\$ 18,049.00	\$ 2,490.00	\$ 6,265.00	\$ 6,917.00	\$ -	\$ 2,505,308.00
		\$ 423,469,888.00	\$ 1,076,336,553.00	\$ 5,690,716.00	\$ 9,065,377.00	\$ 3,739,935.00	\$ 3,497,108.00	\$ 3,421,796.00	\$ 615,213.00	\$ 1,199,650.00	\$ 12,953,465.00	\$ 1,174,675.00	\$ 573,000,327.00

Nota: La sumatoria de las cantidades en cada uno de los fondos pueden no coincidir por efectos del redondeo

San Bartolo Coyotepec, Oaxaca, 5 de JULIO de 2022

[Firma]
 C.P. ANDRÉS MATUS DEL CANTO
 TESORERO



Tesorería
 Subtarea de Egresos, Contabilidad y Teorías
 Secretaría de Finanzas
 Gobierno del Estado de Oaxaca



PERIODICO OFICIAL



PERIÓDICO OFICIAL
SE PUBLICA LOS DÍAS SÁBADO
INDICADOR

UNIDAD DE LOS TALLERES GRÁFICOS

OFICINA Y TALLERES
SANTOS DEGOLLADO No. 500 ESQ. RAYÓN
TELÉFONO Y FAX
51 6 37 26
OAXACA DE JUÁREZ, OAXACA

CONDICIONES GENERALES

EL PAGO DE LAS PUBLICACIONES DE EDICTOS, AVISOS Y SUSCRIPCIONES DEBE HACERSE EN LA RECAUDACIÓN DE RENTAS, DEBIENDO PRESENTAR EL ORIGINAL O LA COPIA DEL RECIBO DE PAGO.

TODOS LOS DOCUMENTOS A PUBLICAR SE DEBERÁN PRESENTAR EN ORIGINAL, ESTA UNIDAD NO RESPONDE POR ERRORES ORIGINADOS EN ESCRITURA CONFUSA, BORROSA O INCORRECTA.

LAS INSERCCIONES CUYA SOLICITUD SE RECIBA DESPUÉS DEL MEDIO DÍA DE **MIÉRCOLES**, APARECERÁN HASTA EL NUMERO DE LA SIGUIENTE SEMANA.

LOS EJEMPLARES DE PERIÓDICOS EN QUE APAREZCAN LA O LAS INSERCCIONES QUE INTERESAN AL SOLICITANTE, SOLO SERÁN ENTREGADOS CON EL COMPROBANTE DEL INTERESADO, DE HABERLO EXTRAVIADO SE ENTREGARAN PREVIO PAGO DE LOS MISMOS.