

# PERIODICO OFICIAL

ORGANO DEL GOBIERNO  
ESTADO LIBRE Y



CONSTITUCIONAL DEL  
SOBERANO DE OAXACA

Registrado como artículo de segunda clase de fecha 23 de diciembre del año 1921

TOMO  
CIV

OAXACA DE JUÁREZ, OAX., OCTUBRE 8 DEL AÑO 2022.

No. 41

## GOBIERNO DEL ESTADO PODER EJECUTIVO DÉCIMA PRIMERA SECCIÓN

### SUMARIO

#### SECRETARÍA DE FINANZAS

**IMPORTE DE LAS PARTICIPACIONES PAGADAS.-** A LOS MUNICIPIOS DEL ESTADO DE OAXACA CORRESPONDIENTE AL TERCER TRIMESTRE JULIO-SEPTIEMBRE 2022, INCLUYE EL SEGUNDO AJUSTE TRIMESTRAL DEL FONDO DE FISCALIZACIÓN Y RECAUDACIÓN EJERCICIO 2022.....**PÁG. 2**

**IMPORTE DE LAS PARTICIPACIONES PAGADAS.-** A LOS MUNICIPIOS DEL ESTADO DE OAXACA CORRESPONDIENTE AL MES DE JULIO, INCLUYE EL SEGUNDO AJUSTE TRIMESTRAL DEL FONDO DE FISCALIZACIÓN Y RECAUDACIÓN EJERCICIO 2022.....**PÁG 25**

**IMPORTE DE LAS PARTICIPACIONES PAGADAS.-** A LOS MUNICIPIOS DEL ESTADO DE OAXACA CORRESPONDIENTE AL MES DE AGOSTO 2022.....**PÁG. 48**

**IMPORTE DE LAS PARTICIPACIONES PAGADAS.-** A LOS MUNICIPIOS DEL ESTADO DE OAXACA CORRESPONDIENTE AL MES DE SEPTIEMBRE 2022.....**PÁG. 69**

En cumplimiento a lo dispuesto en los artículos 82, 90 de la Constitución Política del Estado Libre y Soberano de Oaxaca, 6 párrafo cuarto de la Ley de Coordinación Fiscal; 3 fracción I, 27 fracción XII, 45 fracción XXI de la Ley Orgánica del Poder Ejecutivo del Estado de Oaxaca; 11 último párrafo de la Ley de Coordinación Fiscal para el Estado de Oaxaca; 2, 4 fracción I, inciso c, y 27 fracciones X y XI del Reglamento Interno de la Secretaría de Finanzas del Poder Ejecutivo del Estado, numeral 5 fracción II, inciso b del Acuerdo por el que se expide los lineamientos para la publicación de la información a que se refiere el artículo 6o. de la Ley de Coordinación Fiscal



I. Importe de las participaciones pagadas a los municipios del Estado de Oaxaca correspondiente al TERCER TRIMESTRE JULIO-SEPTIEMBRE 2022, incluye el EL SEGUNDO AJUSTE TRIMESTRAL DEL FONDO DE FISCALIZACIÓN Y RECAUDACIÓN EJERCICIO 2022.

Clave de Municipio	Municipio	FONDO GENERAL DE PARTICIPACIONES	FONDO DE FOMENTO MUNICIPAL	FONDO DE IMPUESTOS ESPECIALES SOBRE PRODUCCIÓN Y SERVICIOS	FONDO DE FISCALIZACIÓN Y RECAUDACIÓN	FONDO DE COMPENSACIÓN	IMPUESTO SOBRE AUTOMÓVILES NUEVOS	IMPUESTO A LAS VENTAS DE GASOLINAS Y DIESEL	FONDO DE COMPENSACIÓN DEL IMPUESTO SOBRE AUTOMÓVILES NUEVOS ISAN	ISR ARTICULO 126	ISR 3-B	Hydrocarburos	total
001	ABEJONES	366,808.00	159,426.00	6,390.00	20,092.00	5,961.00	2,197.00	3,600.00	1,107.00	150.00	603.00	-	566,334.00
002	ACATLAN DE FENEZDIGUERA	7,137,037.00	2,866,907.00	113,831.00	357,728.00	321,079.00	65,106.00	203,682.00	14,576.00	9,048.00	413,362.00	107,192.00	11,608,498.00
003	ASUNCION CACALOTEPEC	524,159.00	148,698.00	8,321.00	27,611.00	17,928.00	4,040.00	10,958.00	1,311.00	459.00	-	-	743,985.00
004	ASUNCION CUNTOTEPIL	281,173.00	112,395.00	4,676.00	14,708.00	7,911.00	2,007.00	4,802.00	804.00	203.00	11,252.00	-	439,931.00
005	ASUNCION IXTALTEPEC	4,928,251.00	1,217,499.00	78,792.00	243,646.00	109,568.00	52,894.00	124,150.00	7,404.00	8,385.00	10,784.00	-	6,781,373.00
006	ASUNCION TEOXICHTLAN	3,772,959.00	1,353,147.00	51,802.00	173,832.00	146,171.00	30,824.00	90,768.00	7,377.00	3,953.00	260,921.00	-	5,891,754.00
007	ASUNCION OCOTLAN	693,780.00	395,829.00	11,527.00	36,534.00	16,655.00	4,746.00	10,492.00	1,881.00	450.00	-	-	1,111,804.00
008	ASUNCION TLACOLUITA	346,468.00	169,582.00	5,696.00	18,032.00	5,218.00	2,669.00	4,564.00	798.00	306.00	-	-	553,863.00
009	AYOZIMITEPEC	1,118,665.00	501,069.00	17,103.00	54,848.00	48,652.00	9,363.00	29,147.00	2,520.00	1,202.00	-	-	1,782,569.00
010	EL BARRIO DE LA SOLEDAD	3,781,051.00	800,662.00	64,696.00	191,463.00	96,957.00	48,500.00	120,674.00	4,569.00	8,468.00	301,483.00	-	5,418,423.00
011	CALIHUALA	349,660.00	150,736.00	6,035.00	18,792.00	9,851.00	2,584.00	6,259.00	918.00	274.00	-	-	545,109.00
012	CANDELARIA LOMCHA	1,603,287.00	283,740.00	26,209.00	81,580.00	77,688.00	14,850.00	48,754.00	3,270.00	2,083.00	98,801.00	-	2,240,262.00
013	CIENEGA DE ZIMATLAN	1,072,067.00	601,478.00	16,718.00	53,534.00	21,789.00	8,427.00	17,801.00	2,583.00	1,003.00	88,195.00	-	1,893,595.00
014	CIUDAD IXTPEC	7,991,403.00	2,346,668.00	122,392.00	378,603.00	202,616.00	77,991.00	187,380.00	17,709.00	11,473.00	-	-	11,236,235.00
015	COATECAS ALTAS	928,569.00	243,540.00	15,503.00	49,417.00	37,911.00	7,619.00	22,767.00	2,107.00	939.00	-	-	1,306,652.00
016	COICOYAN DE LAS FLORES	1,408,933.00	223,071.00	23,117.00	72,103.00	65,707.00	12,573.00	40,907.00	3,012.00	1,702.00	-	-	1,851,145.00
017	LA COMPAÑIA	704,880.00	231,406.00	11,736.00	36,717.00	25,359.00	5,737.00	16,045.00	1,562.00	701.00	-	-	1,034,243.00
018	CONCEPCION BUENAVISTA	316,945.00	158,253.00	5,619.00	17,906.00	5,334.00	2,293.00	4,235.00	924.00	232.00	7,637.00	-	518,778.00
019	CONCEPCION PAPANAL	586,740.00	142,687.00	9,768.00	30,721.00	19,475.00	4,451.00	11,848.00	1,476.00	496.00	-	-	807,862.00
020	CONSTANCIA DEL ROSARIO	830,000.00	568,093.00	13,640.00	47,535.00	34,066.00	7,447.00	22,299.00	1,734.00	1,013.00	57,390.00	-	1,578,156.00
021	COSOLAPA	2,407,718.00	936,718.00	39,802.00	132,835.00	103,532.00	22,627.00	68,454.00	5,286.00	3,203.00	-	-	3,710,175.00
022	COSOLTEPEC	345,954.00	145,892.00	5,602.00	17,642.00	5,719.00	2,814.00	5,336.00	849.00	345.00	10,853.00	-	541,206.00
023	CUILAPAM DE GUERRERO	3,283,452.00	1,396,603.00	52,495.00	163,126.00	190,655.00	37,778.00	130,252.00	4,383.00	6,255.00	418,590.00	-	5,881,589.00
024	CUYANMECALCO VILLA DE ZARAGOZA	1,150,002.00	584,499.00	15,585.00	54,105.00	25,582.00	7,252.00	15,515.00	2,352.00	641.00	-	-	1,855,333.00
025	CHAHUITES	2,160,899.00	853,152.00	28,862.00	95,377.00	80,921.00	20,960.00	59,998.00	3,297.00	3,121.00	-	-	3,306,507.00
026	CHALCATONGO DE HIDALGO	1,694,041.00	457,650.00	28,506.00	87,711.00	64,074.00	16,018.00	45,589.00	3,466.00	2,276.00	45,572.00	-	2,444,905.00

Importe de las participaciones pagadas a los municipios del Estado de Oaxaca correspondiente al TERCER TRIMESTRE 2022, incluye el EL SEGUNDO AJUSTE TRIMESTRAL DEL FONDO DE FISCALIZACIÓN Y RECAUDACION EJERCICIO 2022.

Clave de Municipio	Municipio	FONDO GENERAL DE PARTICIPACIONES	FONDO DE FOMENTO MUNICIPAL	FONDO DE IMPUESTOS ESPECIALES SOBRE PRODUCCION Y SERVICIOS	FONDO DE FISCALIZACION Y RECAUDACION	FONDO DE COMPENSACION	IMPUESTO SOBRE AUTOMOVILES NUEVOS	IMPUESTO A LAS VENTAS DE LAS FINALES DE GASOLINAS Y DIESEL	FONDO DE COMPENSACION DEL IMPUESTO SOBRE AUTOMOVILES NUEVOS ISAN	ISR ARTICULO 126	ISR 3-B	Hidrocarburos	total
027	CHICHIUITLAN DE BENITO JUAREZ	564,167.00	382,619.00	9,577.00	29,915.00	15,295.00	4,303.00	10,288.00	1,431.00	481.00	-	-	1,018,076.00
028	HEROICA CIUDAD DE ENUTLA DE CRESO	3,734,603.00	1,307,248.00	62,071.00	190,940.00	163,890.00	37,034.00	113,243.00	7,053.00	5,489.00	92,189.00	-	5,713,760.00
029	ELOXCHITLAN DE FLORES MAGON	913,043.00	510,666.00	14,452.00	46,299.00	29,471.00	7,077.00	18,815.00	2,055.00	826.00	-	-	1,542,704.00
030	EL ESPINAL	5,311,904.00	556,706.00	66,491.00	232,542.00	63,279.00	46,868.00	90,051.00	5,913.00	6,629.00	134,946.00	-	6,515,329.00
031	TAMAZULAPAM DEL ESPIRITU SANTO	1,818,353.00	283,977.00	23,271.00	82,118.00	50,719.00	12,581.00	31,287.00	3,285.00	1,332.00	-	-	2,306,933.00
032	FRESNILLO DE TRUJANO	343,431.00	178,878.00	5,894.00	18,504.00	7,575.00	2,294.00	4,741.00	966.00	205.00	12,368.00	-	574,856.00
033	GUADALUPE TLA	538,930.00	270,916.00	9,367.00	27,904.00	21,099.00	5,833.00	16,600.00	1,179.00	913.00	4,546.00	-	897,287.00
034	GUADALUPE DE RAMIREZ	392,070.00	214,032.00	6,416.00	20,336.00	9,175.00	2,962.00	6,566.00	948.00	331.00	12,696.00	-	665,532.00
035	GUELATAO DE JUAREZ	202,260.00	172,570.00	3,456.00	10,633.00	4,752.00	1,708.00	3,838.00	522.00	216.00	7,863.00	-	407,838.00
036	GUEVEA DE HUMBOLDT	933,896.00	187,881.00	14,499.00	46,619.00	37,182.00	7,514.00	22,347.00	2,007.00	923.00	-	-	1,252,868.00
037	MESONES HIDALGO	799,187.00	268,621.00	13,213.00	41,398.00	31,084.00	6,538.00	19,106.00	1,887.00	805.00	-	-	1,181,839.00
038	VILLA HIDALGO	441,280.00	202,947.00	7,199.00	22,867.00	13,333.00	3,227.00	8,149.00	1,116.00	344.00	39,353.00	-	739,815.00
039	HEROICA CIUDAD DE HUAJUAPAN DE LEON	23,079,996.00	8,252,315.00	342,346.00	1,087,195.00	563,792.00	238,057.00	574,176.00	38,759.00	36,968.00	1,198,230.00	-	35,111,874.00
040	HUAUTEPEC	1,029,883.00	195,021.00	16,975.00	52,992.00	49,993.00	8,940.00	27,721.00	2,277.00	1,176.00	-	-	1,378,978.00
041	HUAUTLA DE JIMENEZ	5,272,257.00	2,009,808.00	85,943.00	270,353.00	221,576.00	43,991.00	134,791.00	11,868.00	5,562.00	494,768.00	-	8,550,917.00
042	IXTLAN DE JUAREZ	1,956,453.00	536,973.00	30,900.00	96,485.00	59,889.00	19,459.00	50,626.00	3,645.00	2,913.00	51,890.00	-	2,809,233.00
043	HEROICA CIUDAD DE JUCHITAN DE ZARAGOZA	25,936,511.00	7,718,495.00	412,720.00	1,282,785.00	816,162.00	274,329.00	722,706.00	38,982.00	43,023.00	-	-	37,245,713.00
044	LOMA BONITA	10,368,480.00	4,955,367.00	158,126.00	506,937.00	293,142.00	92,628.00	231,828.00	19,539.00	12,748.00	-	559,031.00	17,207,926.00
045	MAGDALENA APASCO	1,697,179.00	937,700.00	27,657.00	83,644.00	56,896.00	20,890.00	56,427.00	2,001.00	3,588.00	-	-	2,885,982.00
046	MAGDALENA JALTEPEC	1,044,837.00	395,647.00	16,212.00	51,230.00	20,873.00	9,553.00	21,013.00	2,247.00	1,336.00	32,133.00	-	1,559,081.00
047	SANTA MAGDALENA JICOTILAN	151,594.00	90,722.00	2,799.00	8,596.00	580.00	910.00	819.00	310.00	60.00	16,368.00	-	277,958.00
048	MAGDALENA MIXTEPEC	402,489.00	202,554.00	6,904.00	21,612.00	10,060.00	2,838.00	6,395.00	1,086.00	281.00	4,716.00	-	659,935.00
049	MAGDALENA OCOILAN	326,716.00	170,105.00	5,618.00	17,383.00	8,381.00	2,272.00	5,150.00	897.00	219.00	-	-	536,941.00
050	MAGDALENA PERASCO	774,949.00	232,701.00	12,353.00	39,165.00	26,362.00	6,177.00	16,841.00	1,821.00	744.00	8,357.00	-	1,119,570.00
051	MAGDALENA TEITIPAC	981,137.00	489,887.00	16,403.00	50,645.00	32,957.00	9,183.00	25,019.00	2,007.00	1,295.00	55,521.00	-	1,664,054.00

I. Importe de las participaciones pagadas a los municipios del Estado de Oaxaca correspondiente al TERCER TRIMESTRE 2022, incluye el EL SEGUNDO AJUSTE TRIMESTRAL DEL FONDO DE FISCALIZACIÓN Y RECAUDACION EJERCICIO 2022.

Clave de Municipio	Municipio	FONDO GENERAL DE PARTICIPACIONES	FONDO DE FOMENTO MUNICIPAL	FONDO DE IMPUESTOS ESPECIALES SOBRE PRODUCCION Y SERVICIOS	FONDO DE FISCALIZACION Y RECAUDACION	FONDO DE COMPENSACION	IMPUESTO SOBRE AUTOMOVILES NUEVOS	IMPUESTO LAS VENTAS FINALES DE GASOLINAS Y DIESEL	FONDO DE COMPENSACION DEL IMPUESTO SOBRE AUTOMOVILES NUEVOS ISAN	ISR ARTICULO 126	ISR 3-B	Hidrocarburos	total
052	MAGDALENA	1,315,243.00	480,716.00	17,141.00	57,284.00	42,661.00	11,581.00	30,968.00	2,553.00	1,360.00	235,278.00	-	2,145,025.00
053	TEQUISTLAN	1,010,819.00	554,081.00	18,266.00	56,798.00	9,290.00	5,947.00	7,043.00	3,147.00	375.00	77,110.00	-	1,742,876.00
054	MAGDALENA	251,630.00	136,855.00	4,191.00	13,239.00	2,880.00	1,762.00	2,785.00	687.00	173.00	3,344.00	-	417,546.00
055	ZAHUATLAN	977,127.00	331,620.00	16,200.00	49,573.00	26,639.00	10,354.00	25,857.00	1,626.00	1,615.00	-	-	1,440,617.00
056	MARISCALA DE JUAREZ	347,355.00	117,966.00	5,915.00	18,533.00	10,220.00	2,490.00	6,147.00	930.00	254.00	-	-	509,310.00
057	TACUBAYA	976,927.00	3,139,144.00	143,067.00	462,813.00	271,863.00	93,710.00	236,249.00	15,693.00	13,817.00	-	176,286.00	14,318,375.00
058	MARTIRES DE AVENDAÑO	2,076,432.00	295,299.00	33,691.00	105,956.00	89,368.00	17,603.00	54,432.00	4,641.00	2,266.00	-	-	2,678,598.00
059	MIHUATLAN DE PORFIRIO DIAZ	9,083,755.00	4,071,572.00	140,955.00	443,672.00	359,149.00	85,484.00	251,569.00	15,669.00	12,440.00	-	-	14,464,268.00
060	MIXIUSTLAN DE LA REFORMA	581,113.00	202,551.00	9,058.00	29,326.00	17,550.00	4,182.00	10,632.00	1,366.00	442.00	-	-	856,240.00
061	MCONJAS	771,117.00	424,711.00	12,007.00	38,963.00	20,245.00	5,545.00	13,116.00	1,770.00	587.00	-	-	1,288,061.00
062	NATIVIDAD	270,543.00	133,430.00	4,649.00	14,491.00	3,572.00	1,983.00	3,375.00	726.00	209.00	13,065.00	-	445,043.00
063	NAZARENO ETLA	631,557.00	297,690.00	10,460.00	31,990.00	30,908.00	6,446.00	20,565.00	1,266.00	977.00	63,215.00	-	1,100,064.00
064	NEJAPA DE MADERO	1,360,798.00	658,881.00	21,764.00	68,305.00	60,378.00	12,329.00	38,295.00	2,868.00	1,701.00	-	-	4,225,319.00
065	IXTAPATEPEC	396,945.00	256,999.00	6,642.00	21,066.00	7,599.00	2,619.00	5,022.00	1,095.00	231.00	6,532.00	-	704,644.00
066	NIEVES	1,405,765.00	984,664.00	20,077.00	65,800.00	38,068.00	11,128.00	26,871.00	3,150.00	1,339.00	-	-	2,556,863.00
067	SANTIAGO NILTEPEC	138,934,723.00	51,347,901.00	2,217,651.00	6,763,464.00	1,962,170.00	1,338,676.00	2,819,413.00	226,815.00	208,110.00	18,264,958.00	-	224,053,891.00
068	JUAREZ	5,105,312.00	1,810,284.00	83,931.00	256,083.00	169,260.00	55,781.00	150,022.00	8,574.00	8,889.00	-	-	7,648,136.00
069	OCOTLAN DE MORELOS	565,118.00	226,859.00	9,589.00	29,768.00	21,561.00	4,683.00	13,456.00	1,332.00	592.00	13,064.00	-	896,012.00
070	LA PE	1,075,554.00	522,195.00	17,364.00	54,434.00	45,355.00	9,703.00	29,412.00	2,211.00	1,331.00	56.00	-	1,757,615.00
071	PINOTEPA DE DON LUIS	1,013,214.00	709,403.00	17,326.00	54,318.00	22,838.00	7,173.00	15,325.00	2,585.00	714.00	74,072.00	-	1,917,068.00
072	SAN JOSE DEL PROGRESO	3,469,727.00	461,839.00	63,397.00	179,378.00	56,877.00	53,750.00	125,291.00	2,220.00	10,179.00	-	-	4,422,658.00
073	PITULA VILLA DE GUERRERO	5,695,891.00	2,102,165.00	90,070.00	282,203.00	246,942.00	54,753.00	167,000.00	11,016.00	7,974.00	761,422.00	-	9,419,436.00
074	SANTA CATARINA QUIQUITANI	302,046.00	165,800.00	5,378.00	16,851.00	3,253.00	1,686.00	2,035.00	954.00	89.00	3,968.00	-	502,060.00
075	REFORMA DE PINEDA	1,051,070.00	485,534.00	13,135.00	46,744.00	19,019.00	6,382.00	11,856.00	2,771.00	520.00	-	-	1,636,531.00
076	LA REFORMA	675,837.00	428,513.00	10,728.00	34,084.00	24,254.00	5,560.00	15,511.00	1,521.00	695.00	-	-	1,196,703.00
077	REVES ETLA	792,368.00	327,428.00	12,596.00	39,435.00	31,248.00	7,630.00	22,164.00	1,494.00	1,111.00	68,755.00	-	1,304,229.00
078	ROJAS DE CUAHUTEMOC	471,463.00	171,218.00	7,403.00	23,506.00	9,351.00	4,304.00	9,413.00	831.00	602.00	27,726.00	-	725,817.00
079	SALINA CRUZ	28,162,203.00	6,327,693.00	435,207.00	1,337,724.00	609,007.00	334,988.00	764,216.00	49,923.00	53,893.00	6,366,054.00	-	44,424,948.00
080	SAN AGUSTIN AMATENGO	381,332.00	171,929.00	6,550.00	20,440.00	11,243.00	2,773.00	6,862.00	1,017.00	287.00	22,551.00	-	624,984.00
081	SAN AGUSTIN ATENANGO	415,501.00	159,881.00	6,901.00	21,812.00	13,223.00	3,117.00	8,081.00	1,053.00	340.00	-	-	632,909.00

1. Importe de las participaciones pagadas a los municipios del Estado de Oaxaca correspondiente al TERCER TRIMESTRE 2022, Incluye el EL SEGUNDO AJUSTE TRIMESTRAL DEL FONDO DE FISCALIZACIÓN Y RECAUDACION EJERCICIO 2022.

Clave de Municipio	Municipio	FONDO GENERAL DE PARTICIPACIONES	FONDO DE FOMENTO MUNICIPAL	FONDO DE IMPUESTOS ESPECIALES SOBRE PRODUCCION Y SERVICIOS	FONDO DE FISCALIZACION Y RECAUDACION	FONDO DE COMPENSACION	IMPUESTO SOBRE AUTOMOVILES NUEVOS	IMPUESTO A LAS VENTAS FINALES DE GASOLINAS Y DIESEL	FONDO DE COMPENSACION DEL IMPUESTO SOBRE AUTOMOVILES NUEVOS ISAN	ISR ARTICULO 126	ISR 3-B	Hidrocarburos	total
082	SAN AGUSTIN CHAYUCO	772,634.00	262,305.00	12,827.00	40,088.00	29,499.00	6,459.00	18,576.00	1,770.00	816.00	39,367.00	-	1,184,341.00
083	SAN AGUSTIN DE LAS JUNTAS	1,558,759.00	672,351.00	25,666.00	77,880.00	82,156.00	18,523.00	60,019.00	2,067.00	3,115.00	130,582.00	-	2,630,918.00
084	SAN AGUSTIN ETLA	874,227.00	295,048.00	13,284.00	42,106.00	30,094.00	8,587.00	23,442.00	1,476.00	1,282.00	-	-	1,289,646.00
085	SAN AGUSTIN LOXICHA	3,478,301.00	656,862.00	56,711.00	174,968.00	181,759.00	35,518.00	119,792.00	6,237.00	5,401.00	-	-	4,715,489.00
086	SAN AGUSTIN TLACOTEPEC	377,089.00	170,457.00	6,442.00	19,804.00	7,317.00	3,352.00	7,153.00	870.00	447.00	47,310.00	-	640,251.00
087	SAN AGUSTIN YATARENI	767,268.00	554,171.00	12,550.00	38,790.00	39,085.00	7,655.00	25,282.00	1,413.00	1,143.00	-	-	1,447,357.00
088	SAN ANDRES CABECERA NUEVA	637,352.00	219,783.00	10,776.00	33,694.00	20,313.00	4,860.00	12,648.00	1,670.00	545.00	16,326.00	-	958,117.00
089	SAN ANDRES DINICUITI	446,177.00	115,742.00	7,408.00	23,277.00	16,452.00	3,488.00	9,826.00	1,080.00	405.00	-	-	623,355.00
090	SAN ANDRES HUAXTEPEC	1,142,800.00	423,520.00	17,748.00	56,446.00	43,920.00	10,291.00	29,910.00	2,214.00	1,422.00	-	-	1,728,271.00
091	SAN ANDRES HUAYAPAN	1,336,321.00	721,488.00	23,640.00	69,279.00	45,605.00	16,304.00	43,836.00	2,331.00	2,752.00	131,593.00	-	2,393,149.00
092	SAN ANDRES IXTLAHUACA	449,520.00	222,201.00	7,558.00	23,519.00	12,665.00	3,662.00	8,948.00	1,119.00	446.00	-	-	729,638.00
093	SAN ANDRES LAGUNAS	233,964.00	103,678.00	3,916.00	12,345.00	3,699.00	1,665.00	3,010.00	624.00	169.00	7,080.00	-	370,150.00
094	SAN ANDRES NUVIÑO	445,433.00	225,561.00	7,327.00	23,201.00	13,151.00	3,272.00	8,428.00	1,134.00	350.00	-	-	727,555.00
095	SAN ANDRES PAXTLAN	855,787.00	511,475.00	14,250.00	44,382.00	31,989.00	7,379.00	21,069.00	1,902.00	961.00	28,189.00	-	1,517,363.00
096	SAN ANDRES SINAXTLA	325,657.00	103,636.00	4,886.00	15,905.00	5,424.00	2,727.00	5,508.00	591.00	354.00	27,568.00	-	492,256.00
097	SAN ANDRES SOLAGA	416,379.00	231,253.00	6,998.00	21,822.00	12,578.00	3,346.00	8,477.00	1,008.00	402.00	17,582.00	-	719,816.00
098	SAN ANDRES TEOUALPAM	794,318.00	157,737.00	13,165.00	41,274.00	29,832.00	6,317.00	18,080.00	1,956.00	751.00	-	-	1,063,430.00
099	SAN ANDRES TEPETLAPA	331,375.00	178,878.00	5,951.00	18,645.00	2,668.00	1,745.00	1,635.00	1,086.00	68.00	-	-	542,051.00
100	SAN ANDRES YAA	289,487.00	149,490.00	5,167.00	16,201.00	2,768.00	1,577.00	1,725.00	927.00	75.00	17,180.00	-	484,601.00
101	SAN ANDRES ZABACHE	335,501.00	158,364.00	5,897.00	18,484.00	5,257.00	2,032.00	3,302.00	1,005.00	142.00	15,033.00	-	545,017.00
102	SAN ANDRES ZAULITA	733,652.00	297,322.00	12,175.00	37,891.00	37,948.00	7,241.00	23,849.00	1,473.00	1,051.00	41,093.00	-	1,213,705.00
103	SAN ANTONINO CASTILLO VELASCO	1,517,094.00	618,349.00	26,961.00	79,652.00	42,673.00	16,209.00	40,714.00	3,672.00	2,501.00	-	-	2,347,825.00
104	SAN ANTONINO EL ALTO	768,991.00	299,286.00	11,430.00	37,247.00	19,166.00	5,941.00	13,829.00	1,863.00	698.00	32,731.00	-	1,191,182.00
105	SAN ANTONINO MONTE VERDE	1,116,245.00	183,837.00	18,336.00	57,152.00	54,623.00	9,994.00	32,747.00	2,376.00	1,358.00	-	-	1,476,668.00
106	SAN ANTONIO ACUTLA	310,179.00	98,431.00	5,477.00	16,421.00	1,774.00	3,253.00	5,780.00	588.00	499.00	9,145.00	-	451,547.00
107	SAN ANTONIO DE LA CAL	3,166,523.00	1,073,004.00	45,501.00	146,895.00	189,359.00	30,893.00	111,718.00	5,442.00	4,610.00	120,154.00	-	4,894,099.00

I. Importe de las participaciones pagadas a los municipios del Estado de Oaxaca correspondiente al TERCER TRIMESTRE 2022, incluye al EL SEGUNDO AJUSTE TRIMESTRAL DEL FONDO DE FISCALIZACIÓN Y RECAUDACION EJERCICIO 2022.

Clave de Municipio	Municipio	FONDO GENERAL DE PARTICIPACIONES	FONDO DE FOMENTO MUNICIPAL	FONDO DE IMPUESTOS ESPECIALES SOBRE PRODUCCION Y SERVICIOS	FONDO DE FISCALIZACIÓN Y RECAUDACIÓN	FONDO DE COMPENSACION	IMPUESTO SOBRE AUTOMOVILES NUEVOS	IMPUESTO A LAS VENTAS FINALES DE GASOLINAS Y DIESEL	FONDO DE COMPENSACION DEL IMPUESTO SOBRE AUTOMOVILES NUEVOS ISAN	ISR ARTICULO 126	ISR 3-B	Hydrocarburos	total
108	SAN ANTONIO HUTEPEC	820,932.00	218,253.00	13,408.00	42,025.00	20,787.00	7,085.00	16,768.00	1,794.00	928.00	12,288.00	-	1,154,268.00
109	SAN ANTONIO NANAHUATIPAM	295,789.00	130,560.00	5,000.00	15,855.00	8,802.00	2,216.00	5,505.00	799.00	241.00	5,669.00	-	470,186.00
110	SAN ANTONIO SINICAHUA	509,120.00	158,610.00	8,522.00	26,786.00	11,583.00	3,991.00	8,884.00	1,206.00	465.00	-	-	729,117.00
111	SAN ANTONIO TEPETLAPA	908,112.00	254,130.00	13,991.00	45,038.00	34,106.00	7,133.00	20,718.00	1,917.00	855.00	-	-	1,285,900.00
112	SAN BALTAZAR CHICHICAPAM	1,060,396.00	530,610.00	17,830.00	56,854.00	18,280.00	6,648.00	11,693.00	3,000.00	523.00	21,722.00	-	1,777,356.00
113	SAN BALTAZAR LOXICHA	707,885.00	459,864.00	10,855.00	35,121.00	22,542.00	5,276.00	13,799.00	1,761.00	588.00	31,399.00	-	1,389,090.00
114	SAN BALTAZAR YATZACHI EL BAO	266,783.00	122,081.00	4,856.00	14,572.00	4,797.00	1,695.00	3,033.00	792.00	194.00	10,656.00	-	429,199.00
115	SAN BARTOLO COYOTEPEC	1,557,740.00	851,225.00	24,757.00	76,226.00	74,705.00	17,186.00	53,994.00	2,529.00	2,788.00	138,042.00	-	2,799,172.00
116	SAN BARTOLOME AVAUTLA	763,728.00	181,149.00	12,714.00	39,774.00	28,864.00	6,220.00	17,930.00	1,809.00	760.00	-	-	1,052,948.00
117	SAN BARTOLOME LOXICHA	534,649.00	282,680.00	8,980.00	28,103.00	15,555.00	4,189.00	10,432.00	1,508.00	487.00	16,239.00	-	902,622.00
118	SAN BARTOLOME QUIALANA	1,310,676.00	418,645.00	19,764.00	63,721.00	16,891.00	11,099.00	20,595.00	2,868.00	1,424.00	46,381.00	-	1,911,964.00
119	SAN BARTOLOME YUCUAÑE	269,570.00	134,667.00	4,870.00	15,052.00	5,212.00	1,712.00	3,165.00	837.00	134.00	10,665.00	-	485,884.00
120	SAN BARTOLOME ZOOGOCHO	290,451.00	160,762.00	5,180.00	16,115.00	3,198.00	1,827.00	2,349.00	870.00	140.00	9,258.00	-	490,350.00
121	SAN BARTOLO SOYALTEPEC	299,422.00	128,056.00	5,240.00	16,940.00	4,247.00	1,998.00	3,289.00	861.00	177.00	7,081.00	-	466,705.00
122	SAN BARTOLO YALTEPEC	268,638.00	143,858.00	4,545.00	14,260.00	4,651.00	1,910.00	3,580.00	738.00	192.00	2,918.00	-	445,290.00
123	SAN BERNARDO MIXTEPEC	530,814.00	264,721.00	8,677.00	27,305.00	20,044.00	4,270.00	12,234.00	1,281.00	516.00	15,898.00	-	885,760.00
124	SAN BLAS ATEMPA	3,265,957.00	1,047,054.00	51,477.00	160,054.00	137,528.00	33,831.00	102,096.00	5,823.00	5,234.00	170,484.00	-	4,979,528.00
125	SAN CARLOS YALTEPEC	1,981,013.00	670,581.00	31,365.00	99,286.00	81,800.00	17,212.00	52,084.00	4,089.00	2,288.00	41,704.00	-	2,981,532.00
126	SAN CRISTOBAL AMATLAN	873,478.00	511,525.00	14,228.00	44,656.00	37,775.00	7,488.00	23,230.00	1,926.00	974.00	-	-	1,515,280.00
127	SAN CRISTOBAL AMOLOTEPEC	442,810.00	148,881.00	7,279.00	23,193.00	8,811.00	3,087.00	6,207.00	1,116.00	305.00	12,775.00	-	654,464.00
128	SAN CRISTOBAL TACHIRIANG	365,853.00	246,050.00	6,326.00	19,642.00	9,591.00	2,381.00	5,889.00	1,092.00	252.00	6,416.00	-	663,692.00
129	SAN CRISTOBAL SUCHIXTLAHUACA	487,358.00	247,256.00	6,624.00	22,388.00	2,556.00	4,061.00	6,413.00	819.00	554.00	-	-	778,009.00
130	SAN DIONISIO DEL MAR	1,195,596.00	382,704.00	18,596.00	58,113.00	36,311.00	8,739.00	23,250.00	2,897.00	1,027.00	72,576.00	-	1,709,608.00
131	SAN DIONISIO OCOATEPEC	2,136,355.00	691,539.00	34,384.00	108,720.00	80,479.00	17,485.00	50,235.00	4,932.00	2,188.00	43,076.00	-	3,169,373.00
132	SAN DIONISIO OCOCLAN	479,722.00	199,635.00	7,677.00	24,426.00	9,821.00	3,777.00	8,001.00	1,116.00	448.00	19,658.00	-	748,281.00

I. Importe de las participaciones pagadas a los municipios del Estado de Oaxaca correspondiente al TERCER TRIMESTRE 2022, incluye el EL SEGUNDO AJUSTE TRIMESTRAL DEL FONDO DE FISCALIZACIÓN Y RECAUDACION EJERCICIO 2022.

Clave de Municipio	Municipio	FONDO GENERAL DE PARTICIPACIONES	FONDO DE FOMENTO MUNICIPAL	FONDO DE IMPUESTOS ESPECIALES SOBRE PRODUCCION Y SERVICIOS	FONDO DE FISCALIZACION Y RECAUDACION	FONDO DE COMPENSACION	IMPUESTO SOBRE AUTOMOVILES NUEVOS	IMPUESTO SOBRE LAS VENTAS FINALES DE GASOLINAS Y DIESEL	IMPUESTO A LAS VENTAS DE IMPUESTO SOBRE AUTOMOVILES NUEVOS ISAN	ISR ARTICULO 126	ISR 3-B	Hidrocarburos	total
133	SAN ESTEBAN ATATLAHUCA	813,607.00	303,534.00	13,730.00	42,484.00	27,667.00	7,051.00	19,110.00	1,890.00	920.00	-	-	1,229,993.00
134	SAN FELIPE JALAPA DE DIAZ	3,867,857.00	2,033,248.00	61,916.00	193,352.00	159,045.00	97,292.00	125,692.00	7,332.00	5,436.00	-	-	6,531,176.00
135	SAN FELIPE TEJALAPAM	1,144,481.00	344,597.00	18,757.00	57,765.00	58,583.00	11,704.00	38,486.00	2,058.00	1,781.00	51,512.00	-	1,725,724.00
136	SAN FELIPE USTILA	1,947,416.00	1,069,951.00	31,297.00	98,233.00	86,481.00	17,692.00	55,030.00	3,918.00	2,447.00	139,597.00	-	3,452,062.00
137	SAN FRANCISCO CAHUACUA	908,686.00	425,052.00	14,791.00	45,954.00	24,240.00	8,333.00	20,395.00	2,049.00	1,157.00	11,191.00	-	1,461,848.00
138	SAN FRANCISCO CAJONOS	258,345.00	111,219.00	4,648.00	14,154.00	3,211.00	2,061.00	3,591.00	693.00	241.00	-	-	398,158.00
139	SAN FRANCISCO CHARULAPA	529,282.00	160,587.00	9,041.00	28,273.00	15,427.00	3,850.00	9,493.00	1,401.00	400.00	-	-	751,754.00
140	SAN FRANCISCO CHINDUA	239,453.00	126,061.00	4,145.00	12,909.00	5,797.00	1,729.00	3,808.00	648.00	177.00	1,816.00	-	396,563.00
141	SAN FRANCISCO DEL MAR	1,507,163.00	707,115.00	25,437.00	77,615.00	61,320.00	15,381.00	45,309.00	2,808.00	2,325.00	-	-	2,444,473.00
142	SAN FRANCISCO HUEHUETLAN	310,153.00	120,144.00	5,295.00	16,732.00	5,912.00	1,936.00	3,591.00	900.00	148.00	-	-	464,811.00
143	SAN FRANCISCO IXHUATAN	2,345,167.00	728,558.00	35,445.00	111,204.00	67,619.00	23,814.00	60,456.00	4,137.00	3,608.00	242,398.00	-	3,622,406.00
144	SAN FRANCISCO JALTEPEC	270,771.00	130,233.00	4,611.00	14,433.00	7,615.00	1,911.00	4,577.00	759.00	190.00	11,328.00	-	446,428.00
145	SAN FRANCISCO LACHIGOLO	1,070,710.00	352,598.00	16,667.00	51,627.00	37,544.00	11,404.00	31,318.00	2,043.00	1,795.00	53,050.00	-	1,628,756.00
146	SAN FRANCISCO LOGUECHE	623,651.00	323,468.00	10,467.00	32,747.00	19,740.00	4,831.00	12,553.00	1,584.00	553.00	-	-	1,029,594.00
147	SAN FRANCISCO NUIXAN	395,807.00	200,276.00	6,699.00	20,994.00	2,683.00	2,953.00	4,238.00	1,008.00	320.00	2,831.00	-	637,809.00
148	SAN FRANCISCO OZOLOTEPEC	582,908.00	274,580.00	9,127.00	29,610.00	15,355.00	4,085.00	9,603.00	1,371.00	414.00	-	-	927,053.00
149	SAN FRANCISCO SOLA	436,463.00	232,679.00	7,230.00	22,660.00	14,190.00	3,446.00	9,110.00	1,107.00	405.00	11,584.00	-	738,874.00
150	SAN FRANCISCO TELIXTLAHUACA	1,774,638.00	286,824.00	27,451.00	86,686.00	99,703.00	17,465.00	60,715.00	3,027.00	2,606.00	-	-	2,359,115.00
151	SAN FRANCISCO TEOPAN	198,517.00	90,225.00	3,485.00	10,986.00	2,210.00	1,093.00	1,330.00	621.00	55.00	-	-	308,522.00
152	SAN FRANCISCO TLARANCINGO	480,767.00	144,720.00	8,145.00	25,365.00	17,177.00	3,841.00	10,750.00	1,176.00	457.00	7,865.00	-	700,263.00
153	SAN GABRIEL MIXTEPEC	765,463.00	141,528.00	12,509.00	39,191.00	34,963.00	6,596.00	20,881.00	1,692.00	862.00	24,654.00	-	1,048,339.00
154	SAN ILDEFONSO AMATLAN	643,205.00	282,783.00	10,622.00	33,333.00	16,493.00	5,158.00	12,096.00	1,560.00	619.00	-	-	1,005,869.00
155	SAN ILDEFONSO SOLA	369,699.00	184,401.00	6,443.00	20,078.00	7,400.00	2,577.00	5,145.00	1,023.00	247.00	-	-	597,013.00
156	SAN ILDEFONSO VILLA ALTA	778,128.00	284,190.00	13,322.00	40,714.00	26,252.00	7,218.00	19,347.00	1,767.00	1,003.00	15,209.00	-	1,187,150.00
157	SAN JACINTO AMILIPAS	4,145,533.00	1,169,506.00	62,667.00	196,580.00	122,251.00	44,999.00	115,868.00	6,519.00	7,221.00	137,363.00	-	6,008,507.00
158	SAN JACINTO TLACOTEPEC	695,441.00	297,883.00	12,358.00	37,017.00	15,804.00	6,736.00	15,437.00	1,713.00	964.00	29,337.00	-	1,112,690.00
159	SAN JERONIMO COATLAN	924,712.00	220,158.00	14,800.00	46,743.00	38,900.00	7,988.00	24,382.00	1,953.00	1,053.00	-	-	1,280,689.00

I. Importe de las participaciones pagadas a los municipios del Estado de Oaxaca correspondiente al TERCER TRIMESTRE 2022, incluye el EL SEGUNDO AJUSTE TRIMESTRAL DEL FONDO DE FISCALIZACIÓN Y RECAUDACIÓN EJERCICIO 2022.

Clave de Municipio	Municipio	FONDO GENERAL DE PARTICIPACIONES	FONDO DE FOMENTO MUNICIPAL	FONDO DE IMPUESTOS ESPECIALES SOBRE PRODUCCION Y SERVICIOS	FONDO DE FISCALIZACION Y RECAUDACION	FONDO DE COMPENSACION N	IMPUESTO SOBRE AUTOMOVILES NUEVOS	IMPUESTO A LAS VENTAS FINALES DE GASOLINAS, DIESEL Y SOBRE AUTOMOVILES NUEVOS	FONDO DE COMPENSACION DEL IMPUESTO SOBRE AUTOMOVILES NUEVOS	ISR ARTICULO 126	ISR 3-B	Hydrocarburos	total
160	SAN JERONIMO SIACAVAPILLA	455,926.00	193,635.00	7,097.00	22,943.00	10,179.00	3,950.00	7,267.00	1,077.00	366.00	27,579.00	-	729,413.00
161	SAN JERONIMO SOSOLA	561,257.00	154,291.00	9,469.00	29,890.00	19,360.00	4,377.00	11,882.00	1,389.00	505.00	20,308.00	-	812,428.00
162	SAN JERONIMO TAVICHE	436,006.00	128,118.00	7,196.00	22,688.00	14,343.00	3,393.00	9,054.00	1,038.00	384.00	31,184.00	-	653,414.00
163	SAN JERONIMO TECOATL	386,831.00	272,073.00	6,527.00	20,529.00	11,114.00	2,761.00	6,740.00	1,023.00	279.00	5,800.00	-	713,677.00
164	SAN JORGE NUCHITA	574,239.00	149,508.00	9,487.00	29,844.00	20,340.00	4,506.00	12,472.00	1,398.00	526.00	22,497.00	-	874,757.00
165	SAN JOSE AYUQUILA	422,801.00	297,138.00	7,075.00	22,263.00	11,518.00	3,166.00	7,565.00	1,050.00	347.00	-	-	772,923.00
166	SAN JOSE CHILTEPEC	1,959,320.00	679,767.00	32,544.00	100,297.00	80,530.00	19,040.00	56,303.00	3,831.00	2,776.00	-	-	2,934,408.00
167	SAN JOSE DEL PEÑASCO	496,027.00	262,483.00	8,365.00	25,947.00	15,120.00	4,265.00	10,960.00	1,119.00	553.00	26,261.00	-	651,100.00
168	SAN JOSE GRANDE	290,619.00	114,420.00	5,027.00	15,759.00	6,619.00	1,913.00	3,995.00	828.00	165.00	-	-	499,345.00
169	SAN JOSE INDEPENDENCIA	790,754.00	277,590.00	13,277.00	41,498.00	29,151.00	6,294.00	18,084.00	1,914.00	747.00	-	-	1,179,309.00
170	SAN JOSE LACHIGUIRI	916,426.00	279,642.00	13,423.00	44,660.00	25,605.00	6,463.00	16,016.00	1,971.00	676.00	41,376.00	-	1,346,278.00
171	SAN JOSE TENANGO	2,878,675.00	712,770.00	46,850.00	146,163.00	122,382.00	26,353.00	81,983.00	5,958.00	3,660.00	-	-	4,024,786.00
172	SAN JUAN ACHIUTLA	157,870.00	73,256.00	2,779.00	8,576.00	2,919.00	1,197.00	2,354.00	417.00	131.00	1,324.00	-	250,823.00
173	SAN JUAN ATEPEC	406,857.00	186,835.00	6,594.00	20,840.00	10,379.00	3,293.00	7,722.00	936.00	403.00	19,878.00	-	662,737.00
174	ANIMASTRUJANO	821,731.00	356,100.00	13,264.00	40,899.00	32,871.00	8,769.00	25,419.00	1,343.00	1,380.00	33,087.00	-	1,394,843.00
175	SAN JUAN BAUTISTA ATAHUACA	398,720.00	178,977.00	6,745.00	21,243.00	10,098.00	2,740.00	6,163.00	1,089.00	260.00	6,531.00	-	632,568.00
176	SAN JUAN BAUTISTA COXILAHUACA	732,719.00	262,403.00	12,083.00	38,145.00	19,251.00	5,421.00	12,692.00	1,917.00	585.00	-	-	1,085,216.00
177	SAN JUAN BAUTISTA GUICATLAN	1,786,256.00	461,253.00	30,037.00	91,697.00	74,096.00	18,018.00	53,234.00	3,516.00	2,702.00	113,286.00	-	2,694,105.00
178	SAN JUAN BAUTISTA GUELACHE	925,079.00	205,758.00	14,465.00	45,652.00	48,040.00	8,727.00	29,284.00	1,740.00	1,255.00	-	-	1,280,000.00
179	SAN JUAN BAUTISTA JAYACATAN	448,575.00	227,305.00	7,684.00	23,837.00	10,284.00	3,552.00	7,836.00	1,134.00	416.00	18,390.00	-	749,013.00
180	SAN JUAN BAUTISTA LO DE SOTO	482,908.00	191,117.00	8,122.00	25,375.00	16,669.00	3,814.00	10,350.00	1,182.00	448.00	-	-	739,984.00
181	SAN JUAN BAUTISTA SUCHITEPEC	256,135.00	127,196.00	4,403.00	13,839.00	3,218.00	1,673.00	2,582.00	723.00	142.00	12,226.00	-	422,137.00



I. Importe de las participaciones pagadas a los municipios del Estado de Oaxaca correspondiente al TERCER TRIMESTRE 2022, incluye al EL SEGUNDO AJUSTE TRIMESTRAL DEL FONDO DE FISCALIZACIÓN Y RECAUDACION EJERCICIO 2022.

Clave de Municipio	Municipio	FONDO GENERAL DE PARTICIPACIONES	FONDO DE FOMENTO MUNICIPAL	FONDO DE IMPUESTOS ESPECIALES SOBRE PRODUCCION Y SERVICIOS	FONDO DE FISCALIZACION Y RECAUDACION	FONDO DE COMPENSACION	IMPUESTO SOBRE AUTOMOVILES NUEVOS	IMPUESTO A LAS VENTAS FINALES DE GASOLINAS Y SOBRE DIESEL	FONDO DE COMPENSACION DEL IMPUESTO SOBRE AUTOMOVILES NUEVOS ISAN	ISR ARTICULO 126	ISR 3-B	Hidrocarburos	total
182	SAN JUAN BAUTISTA TLACCATZINTEPEC	549,872.00	148,479.00	11,328.00	34,168.00	15,319.00	6,718.00	15,896.00	1,224.00	1,020.00	-	-	584,024.00
183	SAN JUAN BAUTISTA TLACHICHILCO	413,916.00	216,053.00	7,014.00	21,975.00	10,433.00	3,048.00	6,948.00	1,080.00	324.00	19,173.00	-	693,964.00
184	SAN JUAN BAUTISTA TLUXTEPEC	52,810,736.00	21,992,209.00	781,363.00	2,506,849.00	1,145,280.00	524,298.00	1,211,294.00	81,567.00	79,336.00	4,657,003.00	693,641.00	86,483,578.00
185	SAN JUAN CACAHUATEPEC	1,352,280.00	387,742.00	22,019.00	68,675.00	63,565.00	12,414.00	39,662.00	2,784.00	1,728.00	116,443.00	-	2,067,312.00
186	SAN JUAN CIENEGUILLA	296,931.00	169,515.00	5,234.00	16,418.00	3,726.00	1,735.00	2,409.00	915.00	110.00	53,399.00	-	550,392.00
187	SAN JUAN COATZACOPEC	482,984.00	149,516.00	7,993.00	25,365.00	12,726.00	3,324.00	7,701.00	1,299.00	318.00	-	-	691,236.00
188	SAN JUAN COLORADO	1,463,087.00	210,171.00	23,807.00	74,053.00	67,536.00	13,858.00	43,949.00	2,898.00	1,985.00	-	-	1,901,344.00
189	SAN JUAN COMALTEPEC	655,564.00	201,981.00	11,245.00	34,224.00	21,812.00	6,542.00	17,618.00	1,293.00	967.00	10,854.00	-	963,100.00
190	SAN JUAN COTZACON	3,450,582.00	473,145.00	55,905.00	174,009.00	158,530.00	33,003.00	104,049.00	6,693.00	4,768.00	-	736,686.00	5,197,370.00
191	SAN JUAN CHICOMEZUCHIL	146,860.00	76,611.00	2,623.00	8,124.00	2,112.00	935.00	1,481.00	459.00	74.00	240.00	-	239,518.00
192	SAN JUAN CHIATECA	453,223.00	234,637.00	7,628.00	23,456.00	10,947.00	4,206.00	9,789.00	999.00	587.00	1,507.00	-	736,969.00
193	SAN JUAN DEL ESTADO	711,346.00	255,867.00	12,462.00	36,962.00	20,081.00	8,403.00	21,313.00	1,116.00	1,396.00	-	-	1,068,966.00
194	SAN JUAN DEL RIO	515,143.00	205,762.00	7,885.00	25,392.00	9,797.00	3,934.00	8,025.00	1,335.00	451.00	14,200.00	-	791,324.00
195	SAN JUAN DIXT	523,671.00	219,677.00	8,605.00	27,157.00	7,371.00	3,766.00	6,596.00	1,491.00	389.00	-	-	798,723.00
196	SAN JUAN EVANGELISTA	369,312.00	116,345.00	6,750.00	19,946.00	2,916.00	4,048.00	7,596.00	675.00	636.00	4,162.00	-	532,386.00
197	SAN JUAN ANALCO	1,014,801.00	432,972.00	16,400.00	51,169.00	23,366.00	9,490.00	21,957.00	2,052.00	1,344.00	81,362.00	-	1,644,913.00
198	SAN JUAN GUERLAVIA	4,740,549.00	2,614,272.00	75,718.00	236,294.00	209,519.00	46,864.00	144,868.00	8,418.00	6,978.00	-	-	8,083,490.00
199	SAN JUAN GUICHICOVI	275,540.00	127,614.00	4,781.00	15,099.00	3,465.00	1,578.00	2,169.00	840.00	93.00	-	-	431,178.00
200	SAN JUAN IHUALTEPEC	718,550.00	172,986.00	11,910.00	37,418.00	25,996.00	5,635.00	15,835.00	1,752.00	659.00	-	-	990,741.00
201	SAN JUAN JUQUILA MIXES	427,178.00	113,931.00	7,267.00	22,641.00	13,301.00	3,339.00	8,576.00	1,065.00	386.00	18,084.00	-	615,768.00
202	SAN JUAN JUQUILA VIANOS	856,547.00	441,685.00	13,886.00	43,702.00	32,381.00	7,322.00	21,001.00	1,848.00	952.00	21,987.00	-	1,441,311.00
203	SAN JUAN LACHAO	686,960.00	189,077.00	11,564.00	36,143.00	24,752.00	5,365.00	15,089.00	1,713.00	621.00	-	-	971,184.00
204	SAN JUAN LACHIGALLA	238,061.00	114,399.00	3,978.00	12,591.00	4,519.00	1,646.00	3,188.00	627.00	159.00	-	-	379,168.00
205	SAN JUAN LAJARCIA	2,806,292.00	1,596,672.00	45,706.00	143,480.00	119,093.00	26,016.00	78,823.00	5,700.00	3,616.00	78,807.00	118,894.00	5,023,059.00
206	SAN JUAN DE LOS CUES	455,522.00	148,031.00	7,649.00	23,782.00	17,184.00	3,730.00	10,631.00	1,143.00	457.00	13,875.00	-	682,004.00

I. Importe de las participaciones pagadas a los municipios del Estado de Oaxaca correspondiente al TERCER TRIMESTRE 2022, incluye el EL SEGUNDO AJUSTE TRIMESTRAL DEL FONDO DE FISCALIZACIÓN Y RECAUDACION EJERCICIO 2022.

Clave de Municipio	Municipio	FONDO GENERAL DE PARTICIPACIONES	FONDO DE FOMENTO MUNICIPAL	FONDO DE IMPUESTOS ESPECIALES SOBRE PRODUCCION Y SERVICIOS	FONDO DE FISCALIZACION Y RECAUDACION	FONDO DE COMPENSACION	IMPUESTO SOBRE AUTOMOVILES NUEVOS	IMPUESTO LAS VENTAS FINALES DE GASOLINAS Y DIESEL	FONDO DE COMPENSACION DEL IMPUESTO SOBRE AUTOMOVILES NUEVOS ISAN	ISR ARTICULO 126	ISR 3-B	Hydrocarburos	total
207	SAN JUAN MAZATLAN	3,139,363.00	593,625.00	51,056.00	157,950.00	133,782.00	31,279.00	94,717.00	5,910.00	4,668.00	-	98,564.00	4,310,914.00
208	SAN JUAN MIXTEPEC - DTO.	1,279,188.00	564,829.00	20,377.00	66,024.00	48,760.00	10,282.00	29,762.00	3,027.00	1,242.00	-	-	2,024,091.00
209	SAN JUAN MIXTEPEC - DTO.	354,296.00	196,526.00	6,129.00	19,334.00	4,263.00	2,078.00	2,869.00	1,080.00	134.00	10,437.00	-	597,146.00
210	SAN JUAN RUMI	1,070,288.00	185,643.00	17,389.00	54,942.00	40,862.00	8,527.00	24,635.00	2,529.00	1,022.00	-	-	1,405,837.00
211	SAN JUAN OZOLOTEPEC	624,289.00	201,246.00	10,227.00	32,238.00	23,936.00	4,985.00	14,501.00	1,464.00	599.00	19,252.00	-	932,737.00
212	SAN JUAN PTLAPA	644,135.00	163,059.00	10,948.00	34,097.00	21,783.00	5,061.00	13,691.00	1,605.00	589.00	-	-	894,968.00
213	SAN JUAN QUIAHUE	1,006,447.00	363,682.00	16,065.00	50,277.00	29,650.00	9,811.00	25,218.00	1,767.00	1,446.00	-	-	1,504,363.00
214	SAN JUAN QUIOTEPEC	511,449.00	143,099.00	8,524.00	26,834.00	14,394.00	3,764.00	9,116.00	1,335.00	402.00	-	-	718,917.00
215	SAN JUAN SAYULTEPEC	282,774.00	159,202.00	4,511.00	14,303.00	6,500.00	2,258.00	4,961.00	693.00	271.00	-	-	475,273.00
216	SAN JUAN TABARA	403,902.00	215,923.00	6,785.00	21,445.00	8,823.00	2,722.00	5,618.00	1,089.00	251.00	1,605.00	-	667,175.00
217	SAN JUAN TAMAZOLA	736,619.00	177,072.00	12,000.00	38,009.00	22,936.00	5,487.00	14,307.00	1,511.00	600.00	-	-	1,008,941.00
218	SAN JUAN TEITIA	283,124.00	150,759.00	4,931.00	15,549.00	3,853.00	1,622.00	2,319.00	870.00	96.00	-	-	463,123.00
219	SAN JUAN TEITIPAC	618,766.00	223,631.00	10,536.00	32,863.00	18,863.00	4,678.00	11,836.00	1,620.00	515.00	57,195.00	-	980,502.00
220	SAN JUAN TEPEXUILA	657,789.00	260,168.00	10,932.00	34,224.00	19,134.00	5,283.00	13,131.00	1,605.00	695.00	-	-	1,002,901.00
221	SAN JUAN TEPOSCOLUVA	345,315.00	157,261.00	5,801.00	18,160.00	10,632.00	2,695.00	6,869.00	846.00	312.00	7,356.00	-	555,247.00
222	SAN JUAN YAEE	388,334.00	188,939.00	6,518.00	20,470.00	10,146.00	2,911.00	6,776.00	981.00	319.00	17,487.00	-	642,881.00
223	SAN JUAN YATZONA	251,446.00	207,606.00	4,349.00	13,749.00	3,148.00	1,442.00	1,966.00	765.00	87.00	23,092.00	-	507,650.00
224	SAN JUAN YUCUITA	204,632.00	114,159.00	3,539.00	11,103.00	4,591.00	1,332.00	2,733.00	585.00	113.00	-	-	342,787.00
225	SAN LORENZO ALBARRADAS	986,844.00	186,750.00	16,166.00	50,753.00	41,045.00	8,220.00	25,092.00	2,259.00	1,095.00	-	-	1,318,164.00
226	SAN LORENZO CUAHUILITLA	565,630.00	345,819.00	9,171.00	28,813.00	21,168.00	4,952.00	14,071.00	1,176.00	660.00	-	-	991,460.00
227	SAN LORENZO CUAHUILITLA	3,212,881.00	1,142,176.00	51,651.00	157,120.00	132,418.00	38,298.00	111,693.00	4,416.00	6,466.00	147,372.00	-	5,004,501.00
228	SAN LORENZO CUAHUILITLA	360,410.00	167,850.00	6,386.00	19,974.00	5,854.00	2,161.00	3,544.00	1,098.00	146.00	-	-	567,423.00
229	SAN LORENZO TEXMELICAN	1,344,938.00	515,679.00	22,554.00	69,171.00	63,789.00	13,274.00	42,543.00	2,613.00	1,957.00	202,543.00	-	2,279,061.00
230	SAN LORENZO VICTORIA	340,299.00	142,875.00	5,781.00	17,909.00	6,634.00	2,917.00	6,177.00	756.00	377.00	13,334.00	-	537,059.00
231	SAN LUCAS CANACTLAN	628,551.00	165,117.00	10,620.00	32,894.00	22,228.00	5,848.00	14,853.00	1,485.00	684.00	70,092.00	-	951,872.00
232	SAN LUCAS QUITLAN	3,893,508.00	1,878,650.00	61,079.00	194,057.00	155,240.00	34,118.00	101,471.00	7,872.00	4,582.00	283,464.00	-	6,614,071.00
233	SAN LUCAS QUIAVINI	695,777.00	421,589.00	10,176.00	32,306.00	12,135.00	5,344.00	11,290.00	1,290.00	684.00	-	-	1,130,591.00

I. Importe de las participaciones pagadas a los municipios del Estado de Oaxaca correspondiente al TERCER TRIMESTRE 2022, Incluye el EL SEGUNDO AJUSTE TRIMESTRAL DEL FONDO DE FISCALIZACIÓN Y RECAUDACION EJERCICIO 2022.

Clave de Municipio	Municipio	FONDO GENERAL DE PARTICIPACIONES	FONDO DE FOMENTO MUNICIPAL	FONDO DE IMPUESTOS ESPECIALES SOBRE PRODUCCIÓN Y SERVICIOS	FONDO DE FISCALIZACIÓN Y RECAUDACIÓN	FONDO DE COMPENSACION	IMPUESTO SOBRE AUTOMOVILES NUEVOS	IMPUESTO A LAS VENTAS DE GASOLINAS Y DIESEL	FONDO DE COMPENSACION DEL IMPUESTO SOBRE AUTOMOVILES NUEVOS ISAN	ISR ARTICULO 126	ISR 3-B	Hydrocarburos	total
234	SAN LUCAS ZOQUIAPAM	1,217,166.00	205,278.00	19,874.00	62,359.00	49,833.00	10,330.00	31,207.00	2,730.00	1,350.00	-	-	1,600,107.00
235	SAN LUIS AMATLAN	812,233.00	427,002.00	13,479.00	42,386.00	27,007.00	6,332.00	16,928.00	1,956.00	794.00	8,293.00	-	1,356,350.00
236	SAN MARCIAL OZOLOTEPEC	467,840.00	306,473.00	7,713.00	24,542.00	9,543.00	3,029.00	6,009.00	1,362.00	258.00	5,140.00	-	831,909.00
237	SAN MARCOS ARTEAGA	471,483.00	198,251.00	8,244.00	25,257.00	11,210.00	3,965.00	8,968.00	1,176.00	496.00	-	-	729,050.00
238	SAN MARTIN DE LOS CANSECOS	366,999.00	201,813.00	6,424.00	20,009.00	7,066.00	2,506.00	4,825.00	1,032.00	233.00	-	-	610,907.00
239	SAN MARTIN HUAMELULPAM	322,191.00	144,746.00	5,393.00	16,768.00	7,105.00	2,688.00	5,933.00	786.00	337.00	9,108.00	-	515,055.00
240	SAN MARTIN ITUNYOSO	570,049.00	165,891.00	9,685.00	30,250.00	19,079.00	4,339.00	11,702.00	1,449.00	484.00	3,818.00	-	816,746.00
241	SAN MARTIN LACHILA	391,490.00	184,084.00	6,615.00	20,567.00	7,357.00	3,248.00	6,713.00	918.00	405.00	13,216.00	-	634,613.00
242	SAN MARTIN PERAS	1,910,548.00	240,729.00	31,023.00	97,121.00	86,100.00	17,092.00	54,342.00	3,999.00	2,324.00	-	-	2,443,278.00
243	SAN MARTIN TILCAJETE	623,801.00	298,730.00	10,478.00	32,412.00	14,192.00	5,426.00	12,184.00	1,491.00	711.00	62,312.00	-	1,061,687.00
244	SAN MARTIN TOXPALAN	644,537.00	242,637.00	10,653.00	33,225.00	27,921.00	5,607.00	17,226.00	1,425.00	738.00	-	-	983,969.00
245	SAN MARTIN ZACATEPEC	326,316.00	105,504.00	5,583.00	17,477.00	9,284.00	2,324.00	5,643.00	876.00	233.00	-	-	473,240.00
246	SAN MATEO CAJONDS	260,622.00	121,800.00	4,598.00	14,392.00	4,344.00	1,571.00	2,607.00	789.00	108.00	-	-	410,831.00
247	CAPULALPAM DE MENDEZ	525,268.00	182,666.00	6,815.00	24,010.00	11,687.00	3,570.00	7,742.00	918.00	367.00	23,077.00	-	786,120.00
248	SAN MATEO DEL MAR	2,106,749.00	505,170.00	33,768.00	105,500.00	105,485.00	20,245.00	68,370.00	4,005.00	2,941.00	-	-	2,954,233.00
249	SAN MATEO YOLOXOCHITLAN	664,031.00	395,892.00	11,010.00	34,278.00	27,024.00	5,774.00	17,150.00	1,494.00	759.00	19,501.00	-	1,116,953.00
250	SAN MATEO ETLATONGO	530,345.00	192,278.00	9,342.00	30,444.00	8,839.00	5,343.00	10,302.00	1,191.00	703.00	-	-	888,787.00
251	SAN MATEO NEJAPAM	409,758.00	183,654.00	7,054.00	22,169.00	8,560.00	2,641.00	5,229.00	1,188.00	219.00	10,344.00	-	650,816.00
252	SAN MATEO PERASCO	486,935.00	149,538.00	8,267.00	25,798.00	16,786.00	3,758.00	10,224.00	1,227.00	427.00	11,076.00	-	714,036.00
253	SAN MATEO PIÑAS	584,201.00	258,884.00	10,014.00	31,415.00	13,991.00	3,995.00	8,793.00	1,611.00	374.00	-	-	913,278.00
254	SAN MATEO RIO HONDO	728,360.00	272,432.00	12,085.00	37,775.00	22,687.00	5,986.00	15,473.00	1,746.00	740.00	-	-	1,087,284.00
255	SAN MATEO SINDIHUI	484,130.00	140,838.00	7,804.00	24,970.00	13,969.00	3,419.00	8,404.00	1,227.00	347.00	-	-	685,108.00
256	SAN MATEO TLAPILTEPEC	235,479.00	119,540.00	3,954.00	12,610.00	1,634.00	1,389.00	1,521.00	693.00	93.00	5,956.00	-	382,869.00
257	SAN MELCHOR BETAZA	359,451.00	174,669.00	6,261.00	19,574.00	7,419.00	2,313.00	4,521.00	1,077.00	190.00	-	-	575,475.00
258	SAN MIGUEL ACHIUTLA	322,063.00	145,891.00	5,527.00	17,149.00	4,955.00	2,535.00	4,753.00	819.00	295.00	13,054.00	-	517,041.00
259	SAN MIGUEL AHUEHUETITLAN	592,299.00	362,116.00	9,664.00	30,764.00	15,024.00	4,217.00	9,679.00	1,518.00	431.00	-	-	1,025,712.00

I. Importe de las participaciones pagadas a los municipios del Estado de Oaxaca correspondiente al TERCER TRIMESTRE 2022, incluye el EL SEGUNDO AJUSTE TRIMESTRAL DEL FONDO DE FISCALIZACIÓN Y RECAUDACION EJERCICIO 2022.

Clave de Municipio	Municipio	FONDO GENERAL DE PARTICIPACIONES	FONDO DE FOMENTO MUNICIPAL	FONDO DE IMPUESTOS ESPECIALES SOBRE PRODUCCION Y SERVICIOS	FONDO DE FISCALIZACION Y RECAUDACION	FONDO DE COMPENSACION	IMPUESTO SOBRE AUTOMOVILES NUEVOS	IMPUESTO LAS VENTAS DE GASOLINAS Y DIESEL	FONDO DE COMPENSACION DEL IMPUESTO SOBRE AUTOMOVILES NUEVOS ISAN	ISR ARTICULO 126	ISR 3-B	Hidrocarburos	total
260	SAN MIGUEL ALOAPAM	490,145.00	187,196.00	8,194.00	25,713.00	15,509.00	3,741.00	9,690.00	1,236.00	421.00	-	-	741,845.00
261	SAN MIGUEL AMATILAN	1,187,766.00	1,079,325.00	19,068.00	59,613.00	48,766.00	10,339.00	31,278.00	2,508.00	1,390.00	37,609.00	-	2,457,662.00
262	SAN MIGUEL AMATILAN	274,448.00	119,216.00	4,750.00	14,692.00	7,085.00	2,092.00	4,813.00	759.00	292.00	11,331.00	-	439,422.00
263	SAN MIGUEL COATLAN	749,895.00	317,615.00	11,836.00	37,884.00	22,399.00	5,898.00	15,023.00	1,683.00	702.00	37,324.00	-	1,200,249.00
264	SAN MIGUEL CHICAHUA	509,900.00	263,328.00	8,503.00	26,845.00	15,246.00	3,679.00	9,224.00	1,317.00	381.00	16,244.00	-	854,667.00
265	SAN MIGUEL CHIMALAPA	1,346,483.00	181,518.00	22,752.00	69,481.00	47,153.00	13,569.00	37,395.00	2,550.00	2,031.00	33,611.00	-	1,796,543.00
266	SAN MIGUEL DEL PUERTO	1,443,466.00	2,107,504.00	22,701.00	72,043.00	60,366.00	12,727.00	38,519.00	2,886.00	1,718.00	-	-	3,752,050.00
267	SAN MIGUEL DEL RIO	193,452.00	108,663.00	3,443.00	10,794.00	1,753.00	1,056.00	1,120.00	624.00	50.00	-	-	370,955.00
268	SAN MIGUEL EUJTLA	372,663.00	174,580.00	6,378.00	19,701.00	8,166.00	3,166.00	6,985.00	867.00	405.00	19,694.00	-	612,545.00
269	SAN MIGUEL GRANDE	1,043,032.00	780,827.00	15,711.00	51,558.00	30,679.00	7,489.00	18,756.00	2,391.00	797.00	-	-	1,951,240.00
270	SAN MIGUEL HUAUTLA	446,283.00	225,002.00	7,897.00	23,969.00	9,136.00	3,830.00	8,248.00	1,197.00	488.00	-	-	726,050.00
271	SAN MIGUEL MIXTEPEC	593,684.00	145,749.00	9,790.00	30,708.00	22,377.00	4,773.00	13,764.00	1,407.00	579.00	-	-	820,832.00
272	SAN MIGUEL PANIXTLAHUACA	1,072,324.00	442,909.00	17,202.00	52,943.00	44,267.00	10,037.00	30,310.00	2,166.00	1,457.00	37,519.00	-	1,711,134.00
273	SAN MIGUEL PERAS	684,615.00	229,509.00	11,263.00	35,407.00	26,637.00	5,553.00	16,317.00	1,590.00	679.00	-	-	1,011,570.00
274	SAN MIGUEL PIEDRAS	432,458.00	162,386.00	7,642.00	23,400.00	9,318.00	3,381.00	7,226.00	1,224.00	350.00	-	-	647,423.00
275	SAN MIGUEL QUETZALTEPEC	1,120,781.00	195,891.00	18,222.00	56,994.00	51,136.00	9,950.00	31,654.00	2,450.00	1,342.00	-	-	1,488,300.00
276	SAN MIGUEL SANTA FLOR	383,129.00	218,136.00	6,599.00	20,912.00	4,821.00	2,159.00	2,945.00	1,167.00	122.00	22,946.00	-	662,936.00
277	VILLA SOLA DE VEGA	2,457,948.00	1,001,381.00	38,946.00	123,475.00	86,788.00	20,901.00	58,188.00	5,334.00	2,714.00	419,602.00	-	4,215,277.00
278	SAN MIGUEL SOYALTEPEC	5,705,241.00	3,447,918.00	90,315.00	282,987.00	272,128.00	54,779.00	176,745.00	10,974.00	7,971.00	304,755.00	112,503.00	10,466,316.00
279	SAN MIGUEL SUCHIATEPEC	602,246.00	282,883.00	9,874.00	31,097.00	20,853.00	4,829.00	13,168.00	1,416.00	583.00	38,917.00	-	1,095,865.00
280	VILLA TALEA DE CASTRO	610,976.00	296,062.00	9,892.00	31,549.00	14,361.00	4,790.00	10,713.00	1,467.00	561.00	32,173.00	-	1,012,644.00
281	SAN MIGUEL TECOMATLAN	243,536.00	107,082.00	3,831.00	12,441.00	2,186.00	1,660.00	2,408.00	579.00	161.00	8,260.00	-	382,144.00
282	SAN MIGUEL TENANGO	280,187.00	104,178.00	4,768.00	15,133.00	4,627.00	1,682.00	2,804.00	816.00	118.00	-	-	414,313.00
283	SAN MIGUEL TEQUITEPEC	482,094.00	205,182.00	8,692.00	25,842.00	7,439.00	5,077.00	10,601.00	972.00	776.00	781.00	-	747,456.00
284	SAN MIGUEL TILQUIAPAM	1,059,263.00	588,136.00	18,475.00	57,776.00	21,848.00	6,916.00	13,707.00	3,057.00	585.00	-	-	1,769,763.00
285	SAN MIGUEL TILCOMANA	674,075.00	419,759.00	10,956.00	34,486.00	25,883.00	5,699.00	16,507.00	1,470.00	732.00	58,094.00	-	1,247,661.00

I. Importe de las participaciones pagadas a los municipios del Estado de Oaxaca correspondiente al TERCER TRIMESTRE 2022, incluye el EL SEGUNDO AJUSTE TRIMESTRAL DEL FONDO DE FISCALIZACIÓN Y RECAUDACION EJERCICIO 2022.

Clave de Municipio	Municipio	FONDO GENERAL DE PARTICIPACIONES	FONDO DE FOMENTO MUNICIPAL	FONDO DE IMPUESTOS ESPECIALES SOBRE PRODUCCION Y SERVICIOS	FONDO DE FISCALIZACION Y RECAUDACION	FONDO DE COMPENSACION	IMPUESTO SOBRE AUTOMOVILES NUEVOS	IMPUESTO A LAS VENTAS EN LAS FINALES DE GASOLINAS Y DIESEL	IMPUESTO AL COMPENSACION DEL IMPUESTO SOBRE AUTOMOVILES NUEVOS ISAN	ISR ARTICULO 125	ISR 3-B	Hidrocarburos	total
286	SAN MIGUEL TLACOTEPEC	779,992.00	360,274.00	13,062.00	40,820.00	21,565.00	6,133.00	14,971.00	1,980.00	717.00	-	-	1,239,914.00
287	SAN MIGUEL TULANGINSO	269,040.00	103,688.00	4,952.00	14,864.00	2,186.00	2,255.00	3,622.00	771.00	277.00	-	-	401,653.00
288	SAN MIGUEL TULANGINSO	274,693.00	188,424.00	4,838.00	15,170.00	4,153.00	1,626.00	2,528.00	837.00	107.00	-	-	492,376.00
289	SAN NICOLAS	361,914.00	148,272.00	6,281.00	19,646.00	8,576.00	2,416.00	5,186.00	1,023.00	215.00	-	-	553,523.00
290	SAN NICOLAS HIDALGO	288,734.00	118,099.00	4,797.00	15,243.00	7,422.00	1,958.00	4,434.00	762.00	183.00	-	-	441,592.00
291	SAN PABLO COATLAN	751,602.00	270,173.00	12,419.00	38,899.00	30,588.00	6,222.00	18,534.00	1,740.00	778.00	12,631.00	-	1,143,587.00
292	SAN PABLO CUATRO VENADOS	399,676.00	208,153.00	6,905.00	21,558.00	10,585.00	2,830.00	6,586.00	1,083.00	282.00	9,984.00	-	667,644.00
293	SAN PABLO ETLA	3,640,673.00	1,324,931.00	56,576.00	175,059.00	124,034.00	41,591.00	112,979.00	5,097.00	6,874.00	-	-	5,487,814.00
294	SAN PABLO HUIZCO	1,229,706.00	533,115.00	19,696.00	61,131.00	50,717.00	12,790.00	37,639.00	1,983.00	1,978.00	671,590.00	-	2,820,345.00
295	SAN PABLO HUIXTEPEC	2,104,728.00	986,508.00	31,830.00	101,764.00	72,180.00	19,216.00	52,354.00	4,182.00	2,697.00	-	-	3,175,459.00
296	SAN PABLO MACUJTIANGUIS	298,266.00	173,984.00	5,079.00	15,930.00	6,875.00	2,088.00	4,494.00	819.00	203.00	11,661.00	-	519,289.00
297	SAN PABLO TILATEPEC	571,054.00	304,106.00	9,843.00	30,099.00	19,212.00	5,242.00	14,164.00	1,275.00	721.00	9,522.00	-	705,248.00
298	SAN PABLO VILLA DE MITLA	2,445,841.00	813,041.00	38,901.00	120,932.00	96,737.00	24,920.00	72,443.00	4,377.00	3,797.00	-	-	3,620,889.00
299	SAN PEDRO YAGANIZA	674,243.00	146,484.00	12,307.00	95,941.00	8,014.00	8,221.00	17,110.00	1,032.00	1,385.00	4,612.00	-	909,349.00
300	SAN PEDRO AMLUZGOS	1,031,157.00	287,898.00	16,350.00	51,496.00	46,814.00	9,371.00	29,607.00	2,097.00	1,299.00	58,661.00	-	1,534,750.00
301	SAN PEDRO APOSTOL	756,386.00	397,594.00	12,493.00	99,743.00	11,326.00	5,066.00	8,507.00	2,109.00	446.00	42,603.00	-	1,276,203.00
302	SAN PEDRO ATOYAC	873,487.00	197,004.00	13,449.00	43,594.00	31,926.00	6,801.00	19,432.00	1,872.00	805.00	-	-	1,188,310.00
303	SAN PEDRO CALONGOS	292,718.00	102,414.00	4,920.00	15,531.00	7,664.00	2,018.00	4,633.00	801.00	194.00	-	-	430,303.00
304	SAN PEDRO COXCATTEPEC	300,275.00	139,241.00	5,259.00	16,370.00	5,088.00	2,070.00	3,760.00	837.00	194.00	939.00	-	474,017.00
305	SAN PEDRO CANTAROS	866,357.00	461,050.00	13,677.00	42,780.00	31,155.00	8,657.00	24,623.00	1,368.00	1,358.00	-	-	1,451,225.00
306	SAN PEDRO EL ALTO	776,320.00	275,792.00	12,906.00	40,309.00	32,566.00	6,498.00	19,824.00	1,782.00	821.00	13,339.00	-	1,178,157.00
307	SAN PEDRO HUAMELULA	1,543,216.00	193,455.00	25,293.00	78,277.00	69,043.00	15,013.00	46,456.00	2,982.00	2,196.00	277,479.00	-	2,253,410.00
308	SAN PEDRO HUICOTEPEC	779,085.00	495,226.00	11,857.00	37,930.00	23,435.00	7,024.00	18,227.00	1,383.00	982.00	88,395.00	-	1,457,544.00
309	SAN PEDRO UCATLAN	1,768,427.00	527,464.00	28,768.00	90,149.00	72,268.00	15,312.00	46,090.00	3,951.00	2,012.00	-	-	2,554,441.00
310	SAN PEDRO IXTLAHUACA	1,677,264.00	976,876.00	27,723.00	83,336.00	102,019.00	20,836.00	72,644.00	2,013.00	3,591.00	94,497.00	-	3,060,799.00
311	SAN PEDRO JALTEPETONGO	326,148.00	165,383.00	5,579.00	17,639.00	3,375.00	2,012.00	2,734.00	945.00	150.00	-	-	523,965.00

I. Importe de las participaciones pagadas a los municipios del Estado de Oaxaca correspondiente al TERCER TRIMESTRE 2022, incluye el EL SEGUNDO AJUSTE TRIMESTRAL DEL FONDO DE FISCALIZACIÓN Y RECAUDACION EJERCICIO 2022.

Clave de Municipio	Municipio	FONDO GENERAL DE PARTICIPACIONES	FONDO DE FOMENTO MUNICIPAL	FONDOS ESPECIALES SOBRE PRODUCCION Y SERVICIOS	FONDO DE FISCALIZACION Y RECAUDACION	FONDO DE COMPENSACION	IMPUESTO SOBRE AUTOMOVILES NUEVOS	IMPUESTO A LAS VENTAS EN LAS VENTAS DE GASOLINAS Y DIESEL	FONDO DE COMPENSACION DEL IMPUESTO SOBRE AUTOMOVILES NUEVOS ISAN	ISR ARTICULO 12a	ISR 3-B	Hydrocarburos	total
312	SAN PEDRO JICAYAN	1,698,564.00	265,947.00	27,307.00	85,624.00	78,611.00	15,439.00	49,574.00	3,486.00	2,135.00	77,807.00	-	2,304,494.00
313	SAN PEDRO JOCOTIPAC	347,123.00	158,103.00	6,122.00	19,162.00	5,145.00	2,098.00	3,288.00	1,053.00	145.00	7,465.00	-	549,708.00
314	SAN PEDRO JUCHATEANGO	486,705.00	193,433.00	7,577.00	24,179.00	12,523.00	3,891.00	9,160.00	1,215.00	472.00	34,303.00	-	773,458.00
315	SAN PEDRO MARTIR	487,306.00	256,968.00	8,130.00	25,646.00	13,244.00	3,539.00	8,460.00	1,260.00	370.00	189,391.00	-	994,314.00
316	SAN PEDRO MARTIR	364,406.00	192,187.00	6,491.00	19,969.00	5,256.00	2,280.00	3,551.00	1,326.00	169.00	11,373.00	-	607,008.00
317	QUIECHAPA SAN PEDRO MARTIR	439,470.00	203,737.00	7,328.00	23,000.00	8,905.00	3,331.00	6,809.00	1,137.00	371.00	10,054.00	-	704,240.00
318	XUCUXACO SAN PEDRO MIXTEPEC - D.T.O.	16,161,457.00	3,426,992.00	260,122.00	778,652.00	356,342.00	205,360.00	491,404.00	19,869.00	35,672.00	-	-	21,735,810.00
319	SAN PEDRO MIXTEPEC - D.T.O.	239,245.00	74,391.00	4,040.00	12,983.00	6,867.00	1,727.00	4,209.00	636.00	178.00	25,464.00	-	369,440.00
320	SAN PEDRO MOLINO	223,286.00	80,634.00	3,875.00	12,106.00	5,021.00	1,524.00	3,185.00	621.00	142.00	-	-	330,396.00
321	SAN PEDRO NOPALA	305,072.00	114,171.00	5,139.00	16,231.00	5,331.00	2,038.00	3,730.00	855.00	183.00	-	-	452,750.00
322	SAN PEDRO OCOPIETILLO	355,629.00	168,258.00	6,258.00	19,621.00	5,487.00	2,115.00	3,367.00	1,086.00	140.00	-	-	561,961.00
323	SAN PEDRO OCOPIETILLO	553,021.00	134,811.00	9,070.00	28,531.00	17,016.00	4,580.00	11,798.00	1,221.00	574.00	-	-	760,672.00
324	SAN PEDRO OCOPIETILLO	8,383,670.00	2,357,052.00	127,242.00	398,046.00	341,803.00	91,338.00	269,135.00	12,411.00	14,640.00	1,343,225.00	-	13,338,562.00
325	SAN PEDRO OCOPIETILLO	1,731,419.00	585,954.00	26,873.00	85,548.00	83,613.00	15,478.00	51,036.00	3,375.00	2,124.00	-	-	2,585,426.00
326	SAN PEDRO OCOPIETILLO	1,030,615.00	702,714.00	16,423.00	52,207.00	35,451.00	8,282.00	22,740.00	2,376.00	1,006.00	-	-	1,871,816.00
327	SAN PEDRO OCOPIETILLO	4,463,299.00	1,972,636.00	69,264.00	223,441.00	110,017.00	34,203.00	78,647.00	10,224.00	3,952.00	-	-	6,965,703.00
328	SAN PEDRO OCOPIETILLO	344,006.00	123,192.00	5,944.00	18,514.00	10,136.00	2,515.00	6,229.00	915.00	263.00	7,944.00	-	519,658.00
329	SAN PEDRO OCOPIETILLO	388,537.00	149,418.00	6,592.00	20,694.00	8,142.00	2,759.00	5,678.00	1,038.00	277.00	15,518.00	-	598,653.00
330	SAN PEDRO OCOPIETILLO	756,255.00	265,633.00	12,494.00	39,141.00	30,316.00	6,248.00	18,516.00	1,758.00	778.00	16,130.00	-	1,147,369.00
331	SAN PEDRO TIDAA	583,495.00	196,592.00	9,584.00	25,734.00	6,947.00	5,671.00	11,000.00	1,038.00	829.00	-	-	844,850.00
332	SAN PEDRO TIDAA	176,252.00	81,126.00	3,098.00	9,698.00	2,663.00	1,066.00	1,684.00	537.00	75.00	7,473.00	-	283,672.00
333	SAN PEDRO TIDAA	753,371.00	177,560.00	12,522.00	37,940.00	25,572.00	8,165.00	21,999.00	1,464.00	1,290.00	-	-	1,037,283.00
334	VILLA DE TUTEPEC DE MELCHOR OCCAMPO	6,945,208.00	2,439,049.00	110,098.00	343,342.00	359,214.00	70,815.00	235,063.00	11,691.00	10,813.00	-	-	10,525,293.00

1. Importe de las participaciones pagadas a los municipios del Estado de Oaxaca correspondiente al TERCER TRIMESTRE 2022, incluye el EL SEGUNDO AJUSTE TRIMESTRAL DEL FONDO DE FISCALIZACIÓN Y RECAUDACION EJERCICIO 2022.

Clave de Municipio	Municipio	FONDO GENERAL DE PARTICIPACIONES	FONDO DE FOMENTO MUNICIPAL	FONDO DE IMPUESTOS ESPECIALES SOBRE PRODUCCION Y SERVICIOS	FONDO DE FISCALIZACION Y RECAUDACION	FONDO DE COMPENSACION N	IMPUESTO SOBRE AUTOMOVILES NUEVOS	IMPUESTO A LAS VENTAS FINALES DE GASOLINAS Y DIESEL	FONDO DE COMPENSACION DEL IMPUESTO SOBRE AUTOMOVILES NUEVOS ISAN	ISR ARTICULO 126	ISR 3-B	Hydrocarburas	total
335	SAN PEDRO YANERI	355,769.00	151,572.00	6,219.00	19,500.00	6,141.00	2,193.00	3,789.00	1,059.00	161.00	-	-	346,403.00
336	SAN PEDRO YOLOX	636,824.00	282,988.00	10,251.00	32,718.00	12,059.00	4,578.00	9,070.00	1,647.00	477.00	-	-	990,612.00
337	SAN PEDRO Y SAN PABLO AYUTLA	1,150,232.00	365,532.00	17,821.00	56,903.00	39,177.00	10,125.00	27,866.00	2,232.00	1,569.00	24,073.00	-	1,635,330.00
338	VILLA DE ETILA	1,994,829.00	1,054,142.00	31,021.00	96,909.00	74,622.00	21,709.00	61,346.00	2,700.00	3,483.00	18,410.00	-	3,359,171.00
339	SAN PEDRO Y SAN PABLO TEPOSCOLULA	1,152,836.00	443,029.00	12,573.00	45,799.00	31,216.00	8,232.00	19,849.00	2,400.00	895.00	-	-	1,716,827.00
340	SAN PEDRO Y SAN PABLO TEQUIXTEPEC	427,847.00	113,295.00	7,244.00	22,741.00	12,409.00	3,051.00	7,447.00	1,155.00	309.00	-	-	595,498.00
341	SAN PEDRO YUCUNAMA	245,925.00	107,152.00	4,083.00	12,901.00	1,715.00	1,396.00	1,431.00	879.00	81.00	7,606.00	-	383,147.00
342	SAN RAYMUNDO	1,317,701.00	438,607.00	16,095.00	57,661.00	29,531.00	10,286.00	23,413.00	1,656.00	1,294.00	3,333.00	-	1,899,577.00
343	SAN SEBASTIAN ABASOLO	546,315.00	267,559.00	9,046.00	28,290.00	14,266.00	4,513.00	10,687.00	1,296.00	561.00	17,088.00	-	900,019.00
344	SAN SEBASTIAN COATLAN	621,802.00	398,398.00	9,875.00	31,490.00	19,890.00	4,831.00	12,686.00	1,494.00	564.00	-	-	1,100,970.00
345	SAN SEBASTIAN IXCAPA	740,204.00	234,734.00	11,964.00	37,814.00	29,667.00	6,079.00	18,032.00	1,655.00	756.00	-	-	1,080,906.00
346	SAN SEBASTIAN NICANANLUTA	506,207.00	177,989.00	7,628.00	24,863.00	10,946.00	3,940.00	8,609.00	1,066.00	469.00	57,839.00	-	799,576.00
347	SAN SEBASTIAN RICOHONDO	684,155.00	162,510.00	11,393.00	35,344.00	29,871.00	5,766.00	17,862.00	1,554.00	737.00	8,925.00	-	955,057.00
348	SAN SEBASTIAN TECOMAXTLAHUACA	1,610,300.00	760,034.00	25,854.00	81,755.00	57,825.00	13,613.00	38,106.00	3,444.00	1,752.00	-	-	2,392,683.00
349	SAN SEBASTIAN TEITIPAC	442,799.00	130,685.00	7,471.00	23,367.00	15,515.00	3,410.00	9,339.00	1,107.00	386.00	18,657.00	-	652,746.00
350	SAN SEBASTIAN TUTLA	3,784,775.00	1,452,824.00	58,270.00	183,305.00	123,046.00	37,606.00	99,637.00	7,104.00	5,645.00	378,565.00	-	6,130,781.00
351	SAN SIMON ALMDONGAS	605,233.00	220,791.00	10,252.00	31,756.00	19,899.00	5,205.00	13,808.00	1,374.00	674.00	-	-	908,992.00
352	SAN SIMON ZAHUATLAN	734,765.00	178,074.00	12,281.00	38,083.00	34,325.00	6,524.00	21,088.00	1,511.00	875.00	79,686.00	-	1,101,312.00
353	SANTA ANA	511,364.00	439,535.00	8,484.00	26,583.00	17,078.00	4,130.00	11,046.00	1,221.00	501.00	60,499.00	-	1,080,441.00
354	SANTA ANA ATEIXTLAHUACA	282,604.00	136,581.00	5,001.00	15,700.00	3,342.00	1,586.00	2,093.00	885.00	86.00	-	-	497,898.00
355	SANTA ANA CUAHUATEMOC	285,198.00	136,440.00	5,007.00	15,700.00	4,806.00	1,720.00	2,895.00	861.00	120.00	-	-	452,747.00
356	SANTA ANA DEL VALLE	783,864.00	298,383.00	13,090.00	40,419.00	15,493.00	7,404.00	16,235.00	1,554.00	1,054.00	33,290.00	-	1,150,783.00
357	SANTA ANA TAVELA	410,069.00	187,026.00	6,690.00	21,243.00	6,025.00	2,844.00	4,944.00	1,140.00	277.00	-	-	640,248.00
358	SANTA ANA TLAPACOYAN	702,864.00	289,390.00	11,675.00	36,470.00	13,888.00	3,880.00	12,465.00	1,617.00	742.00	26,869.00	-	1,101,338.00
359	SANTA ANA YANERI	472,481.00	179,809.00	7,977.00	24,578.00	4,499.00	4,336.00	7,774.00	1,011.00	599.00	18,337.00	-	715,401.00

1. Importe de las participaciones pagadas a los municipios del Estado de Oaxaca correspondiente al TERCER TRIMESTRE 2022, incluye el EL SEGUNDO AJUSTE TRIMESTRAL DEL FONDO DE FISCALIZACIÓN Y RECAUDACION EJERCICIO 2022.

Clave de Municipio	Municipio	FONDO GENERAL DE PARTICIPACIONES	FONDO DE FOMENTO MUNICIPAL	FONDO DE IMPUESTOS ESPECIALES SOBRE PRODUCCION Y SERVICIOS	FONDO DE FISCALIZACION Y RECAUDACION	FONDO DE COMPENSACION N	IMPUESTO SOBRE AUTOMOVILES NUEVOS	IMPUESTO A LAS VENTAS DE GASOLINAS Y DIESEL	FONDO DE COMPENSACION DEL IMPUESTO SOBRE AUTOMOVILES NUEVOS ISAN	ISR ARTICULO 126	ISR 3-B	Hydrocarburos	total
360	SANTA ANA ZEGACHE	862,899.00	417,509.00	14,301.00	44,710.00	28,214.00	7,153.00	18,951.00	2,025.00	893.00	-	-	1,396,649.00
361	SANTA CATALINA QUIERI	355,823.00	180,588.00	6,210.00	19,506.00	5,813.00	2,132.00	3,507.00	1,086.00	145.00	-	-	574,810.00
362	SANTA CATARINA QUIXTLA	475,271.00	199,875.00	7,627.00	24,294.00	10,642.00	3,638.00	7,951.00	1,134.00	416.00	10,635.00	-	741,483.00
363	SANTA CATARINA IXTEPEJI	556,001.00	194,082.00	9,186.00	28,669.00	19,113.00	4,332.00	11,715.00	1,395.00	503.00	43,897.00	-	869,093.00
364	SANTA CATARINA JUJULIA	2,782,439.00	1,718,830.00	43,514.00	137,394.00	137,291.00	26,670.00	85,704.00	4,863.00	3,890.00	275,064.00	-	5,209,680.00
365	SANTA CATARINA LACHATAO	326,098.00	163,320.00	5,232.00	16,742.00	7,541.00	2,281.00	4,932.00	867.00	228.00	29,106.00	-	556,547.00
366	SANTA CATARINA LOXICHA	1,150,467.00	556,480.00	17,832.00	56,326.00	25,901.00	10,464.00	24,038.00	2,559.00	1,454.00	108,224.00	-	1,953,745.00
367	SANTA CATARINA MECHOACAN	797,981.00	219,300.00	13,116.00	41,173.00	32,090.00	6,581.00	19,634.00	1,842.00	819.00	-	-	1,132,536.00
368	SANTA CATARINA MINAS	881,050.00	470,226.00	15,025.00	47,669.00	14,659.00	5,272.00	8,808.00	2,550.00	365.00	57,156.00	-	1,502,780.00
369	SANTA CATARINA QUIANE	466,111.00	286,243.00	8,003.00	24,407.00	15,652.00	4,495.00	12,048.00	963.00	647.00	21,160.00	-	839,729.00
370	SANTA CATARINA TAYATA	367,255.00	174,893.00	5,681.00	18,333.00	4,731.00	2,885.00	5,184.00	801.00	344.00	9,059.00	-	589,166.00
371	SANTA CATARINA TICUA	413,346.00	205,006.00	6,844.00	21,679.00	6,964.00	2,922.00	5,443.00	1,089.00	293.00	-	-	663,586.00
372	SANTA CATARINA YOSONOTU	472,041.00	227,479.00	8,025.00	25,266.00	9,212.00	3,182.00	6,215.00	1,308.00	290.00	-	-	753,018.00
373	SANTA CATARINA ZAPOQUIJA	237,430.00	111,261.00	4,226.00	13,228.00	2,844.00	1,362.00	1,804.00	741.00	80.00	-	-	372,976.00
374	SANTA CRUZ ACALEPEC	372,490.00	124,317.00	6,375.00	19,913.00	11,490.00	2,739.00	6,997.00	978.00	290.00	53,154.00	-	599,343.00
375	SANTA CRUZ AMILIPAS	2,358,972.00	941,181.00	35,209.00	111,403.00	95,545.00	25,508.00	74,592.00	3,273.00	4,095.00	-	-	3,649,776.00
376	SANTA CRUZ BRAVO	209,594.00	109,865.00	3,336.00	11,122.00	2,589.00	1,228.00	1,776.00	612.00	85.00	7,287.00	-	341,694.00
377	SANTA CRUZ ITUNDUJIA	633,467.00	458,802.00	28,815.00	90,201.00	76,285.00	16,212.00	49,663.00	3,639.00	2,242.00	140,990.00	-	2,648,506.00
378	SANTA CRUZ MIXTEPEC	615,606.00	322,185.00	10,275.00	32,356.00	26,353.00	5,292.00	15,999.00	1,434.00	671.00	-	-	1,048,032.00
379	SANTA CRUZ NUNDACO	493,696.00	141,549.00	10,377.00	32,145.00	20,891.00	5,420.00	14,633.00	1,368.00	719.00	22,249.00	-	865,957.00
380	SANTA CRUZ PAPANULIA	512,759.00	178,120.00	8,502.00	25,894.00	15,995.00	4,802.00	12,676.00	996.00	695.00	5,463.00	-	746,839.00
381	SANTA CRUZ TACACHE DE MINA	322,215.00	322,215.00	8,131.00	25,895.00	21,007.00	4,181.00	12,574.00	1,134.00	518.00	46,026.00	-	954,350.00
382	SANTA CRUZ TACAHUA	364,003.00	155,790.00	6,222.00	19,566.00	8,396.00	2,453.00	5,185.00	1,002.00	223.00	5,595.00	-	568,433.00
383	SANTA CRUZ TAYATA	265,194.00	122,950.00	4,533.00	14,071.00	4,233.00	1,801.00	3,155.00	897.00	164.00	-	-	416,988.00
384	SANTA CRUZ NITLA	795,401.00	202,055.00	13,143.00	41,087.00	33,850.00	6,735.00	20,597.00	1,805.00	862.00	103,182.00	-	1,218,718.00
385	SANTA CRUZ XOXOCOTLAN	23,829,179.00	5,531,535.00	366,108.00	1,129,555.00	722,452.00	289,584.00	743,179.00	31,578.00	48,074.00	1,786,034.00	-	34,471,278.00



1. Importe de las participaciones pagadas a los municipios del Estado de Oaxaca correspondiente al TERCER TRIMESTRE 2022, incluye el EL SEGUNDO AJUSTE TRIMESTRAL DEL FONDO DE FISCALIZACIÓN Y RECAUDACION EJERCICIO 2022.

Clave de Municipio	Municipio	FONDO GENERAL DE PARTICIPACIONES	FONDO DE FOMENTO MUNICIPAL	FONDO DE IMPUESTOS ESPECIALES SOBRE PRODUCCIÓN Y SERVICIOS	FONDO DE FISCALIZACIÓN Y RECAUDACIÓN	FONDO DE COMPENSACION N	IMPUESTO SOBRE AUTOMÓVILES NUEVOS	IMPUESTO SOBRE AUTOMÓVILES GASOLINAS Y DIESEL	IMPUESTO A LAS VENTAS EN LAS VENTAS DE GASOLINAS Y AUTOMÓVILES NUEVOS ISAN	FONDO DE COMPENSACION DEL IMPUESTO SOBRE AUTOMÓVILES NUEVOS ISAN	ISR ARTICULO 125	ISR 3-B	Hidrocarburos	total
386	SANTA CRUZ ZENÓNTEPEC	4,095,122.00	1,266,183.00	59,816.00	194,703.00	133,149.00	36,597.00	99,079.00	7,440.00	5,077.00	169,427.00	-	-	5,066,593.00
387	SANTA GERTRUDIS	594,134.00	261,277.00	9,329.00	29,777.00	20,621.00	4,867.00	18,356.00	1,320.00	608.00	-	-	-	935,269.00
388	SANTANES DEL MAR	580,933.00	539,370.00	9,807.00	30,871.00	19,730.00	4,481.00	12,120.00	1,449.00	510.00	-	-	-	1,199,071.00
389	SANTANES DEL MAR	436,072.00	223,830.00	7,743.00	24,160.00	6,406.00	2,662.00	4,172.00	1,329.00	190.00	-	-	-	706,564.00
390	SANTA LUCIA DEL CAMINO	10,620,504.00	2,396,825.00	183,530.00	540,646.00	365,355.00	133,428.00	360,954.00	16,002.00	22,980.00	1,008,333.00	-	-	15,646,597.00
391	SANTA LUCIA DEL CAMINO	686,808.00	306,993.00	11,464.00	35,963.00	23,468.00	5,334.00	14,570.00	1,698.00	614.00	82,656.00	-	-	1,169,568.00
392	MIAHUATLAN	1,193,875.00	496,224.00	19,359.00	60,911.00	46,959.00	10,010.00	29,559.00	2,730.00	1,273.00	206,881.00	-	-	2,067,781.00
393	SANTA LUCIA	807,332.00	272,863.00	13,271.00	41,342.00	29,558.00	7,303.00	20,537.00	1,677.00	1,001.00	40,874.00	-	-	1,235,758.00
394	SANTA MARIA	502,325.00	116,892.00	8,347.00	26,067.00	19,773.00	4,131.00	12,096.00	1,212.00	511.00	-	-	-	691,354.00
395	ALOTEPEC	490,785.00	174,524.00	8,401.00	26,412.00	11,314.00	3,251.00	6,925.00	1,389.00	286.00	-	-	-	723,387.00
396	SANTA MARIA LA APAZCO	676,812.00	188,628.00	11,385.00	35,665.00	22,554.00	5,140.00	13,859.00	1,725.00	572.00	18,710.00	-	-	975,050.00
397	HEROICA CIUDAD DE TLAXIACO	8,718,565.00	3,399,408.00	132,096.00	416,507.00	286,723.00	90,022.00	242,216.00	14,514.00	13,838.00	955,232.00	-	-	14,269,241.00
398	AYOQUEZCO DE ALDAMA	1,639,588.00	436,460.00	16,133.00	51,594.00	34,612.00	8,926.00	24,057.00	1,124.00	1,176.00	97,162.00	-	-	1,711,852.00
399	SANTA MARIA ATZOMPAA	6,288,968.00	1,891,820.00	97,645.00	301,203.00	300,827.00	75,112.00	234,209.00	6,969.00	12,747.00	211,400.00	-	-	9,470,900.00
400	SANTA MARIA CAMOTLÁN	562,517.00	191,359.00	8,122.00	27,091.00	12,186.00	4,142.00	8,975.00	1,158.00	463.00	-	-	-	816,013.00
401	SANTA MARIA COLOTEPEC	6,959,420.00	1,752,443.00	112,533.00	395,411.00	192,756.00	93,191.00	239,001.00	7,200.00	16,686.00	578,068.00	-	-	10,386,723.00
402	SANTA MARIA CORTIJO	312,272.00	122,013.00	5,390.00	16,852.00	7,547.00	2,094.00	4,543.00	876.00	188.00	-	-	-	471,815.00
403	SANTA MARIA COYOTEPEC	838,982.00	391,907.00	13,274.00	41,046.00	26,914.00	9,281.00	24,700.00	1,227.00	1,500.00	27,014.00	-	-	1,375,875.00
404	SANTA MARIA CHACHOAPAM	400,446.00	188,700.00	6,714.00	20,736.00	5,457.00	3,696.00	7,199.00	828.00	515.00	18,661.00	-	-	652,952.00
405	VILLA DE CHILAPA DE DIAZ	693,412.00	234,285.00	10,975.00	34,157.00	12,921.00	6,882.00	15,357.00	1,314.00	1,054.00	-	-	-	1,010,457.00
406	SANTA MARIA CHILCHOTLA	3,377,416.00	759,879.00	54,391.00	171,103.00	146,595.00	29,387.00	92,566.00	7,299.00	3,893.00	217,172.00	-	-	4,859,695.00
407	SANTA MARIA CHIMALAPA	1,411,134.00	216,228.00	22,328.00	70,237.00	67,167.00	12,457.00	41,020.00	2,892.00	1,709.00	-	-	-	1,845,372.00
408	SANTA MARIA DEL ROSARIO	253,384.00	154,850.00	4,237.00	13,444.00	3,551.00	1,672.00	2,747.00	695.00	148.00	6,779.00	-	-	441,508.00
409	SANTA MARIA DEL TULIE	2,543,461.00	632,260.00	40,760.00	124,094.00	64,831.00	30,312.00	74,867.00	3,501.00	5,118.00	145,374.00	-	-	3,664,578.00
410	SANTA MARIA ECATEPEC	687,245.00	266,353.00	11,617.00	36,058.00	24,288.00	5,444.00	14,937.00	1,851.00	638.00	-	-	-	1,048,431.00
411	SANTA MARIA GUELAPE	294,895.00	182,223.00	5,130.00	16,050.00	6,503.00	1,951.00	3,980.00	834.00	171.00	16,725.00	-	-	528,462.00

1. Importe de las participaciones pagadas a los municipios del Estado de Oaxaca correspondiente al TERCER TRIMESTRE 2022, incluye el EL SEGUNDO AJUSTE TRIMESTRAL DEL FONDO DE FISCALIZACIÓN Y RECAUDACIÓN EJERCICIO 2022.

Clave de Municipio	Municipio	FONDO GENERAL DE PARTICIPACIONES	FONDO DE FOMENTO MUNICIPAL	FONDO DE IMPUESTOS ESPECIALES SOBRE PRODUCCIÓN Y SERVICIOS	FONDO DE FISCALIZACIÓN Y RECAUDACIÓN	FONDO DE COMPENSACION	IMPUESTO SOBRE AUTOMÓVILES NUEVOS	IMPUESTO A LAS VENTAS FINALES DE GASOLINAS Y DIESEL	IMPUESTO A COMPENSACION DEL IMPUESTO SOBRE AUTOMÓVILES NUEVOS ISAN	ISR ARTICULO 126	ISR 3-B	Hidrocarburos	Total
412	SANTA MARIA GUIENASATI	1,019,687.00	250,251.00	14,950.00	48,824.00	22,396.00	9,062.00	20,780.00	1,677.00	1,253.00	-	-	1,388,830.00
413	SANTA MARIA HUATULCO	36,862,309.00	8,291,826.00	577,939.00	1,736,292.00	364,701.00	453,224.00	936,956.00	51,246.00	79,318.00	-	-	49,352,811.00
414	SANTA MARIA HUAZOLOTLAN	1,766,380.00	661,634.00	27,684.00	87,580.00	85,228.00	15,107.00	52,449.00	3,534.00	2,245.00	-	-	2,702,791.00
415	SANTA MARIA IPALAPA	813,978.00	275,082.00	13,373.00	41,850.00	34,649.00	7,001.00	21,326.00	1,812.00	912.00	71,441.00	-	1,282,424.00
416	SANTA MARIA IXTEPILAN	287,758.00	157,215.00	5,063.00	15,941.00	3,255.00	1,589.00	1,962.00	906.00	81.00	-	-	473,770.00
417	SANTA MARIA JACATEPEC	1,713,154.00	799,801.00	27,393.00	86,205.00	68,468.00	15,131.00	44,648.00	3,729.00	2,034.00	215,616.00	26,934.00	3,005,133.00
418	SANTA MARIA JALAPA DEL MABQUES	1,851,821.00	486,194.00	30,161.00	91,695.00	83,821.00	19,041.00	58,575.00	4,533.00	2,896.00	-	-	2,628,337.00
419	SANTA MARIA JALTANGUIS	301,314.00	164,900.00	5,215.00	16,225.00	4,242.00	2,172.00	3,735.00	831.00	221.00	16,528.00	-	515,387.00
420	SANTA MARIA LACHIXIO	595,951.00	143,649.00	9,944.00	30,681.00	11,825.00	5,580.00	12,249.00	1,251.00	786.00	23,803.00	-	895,719.00
421	SANTA MARIA MIXTEQUILLA	1,395,509.00	624,609.00	22,775.00	71,786.00	33,533.00	10,868.00	24,476.00	3,630.00	1,260.00	-	-	2,189,390.00
422	SANTA MARIA NATIVITAS	331,148.00	154,684.00	5,151.00	16,830.00	4,308.00	2,162.00	3,472.00	822.00	194.00	-	-	518,771.00
423	SANTA MARIA INDIAYACO	249,957.00	100,233.00	4,401.00	13,756.00	3,208.00	1,506.00	2,184.00	753.00	104.00	-	-	376,136.00
424	SANTA MARIA OZOLTEPEC	783,131.00	603,457.00	12,969.00	40,818.00	26,714.00	6,053.00	16,425.00	1,917.00	695.00	-	-	1,492,279.00
425	SANTA MARIA PAPALO	637,373.00	254,312.00	10,198.00	32,317.00	14,557.00	5,293.00	11,946.00	1,401.00	668.00	29,300.00	-	997,365.00
426	SANTA MARIA PEÑONES	1,394,254.00	221,916.00	22,646.00	71,148.00	62,839.00	12,010.00	38,116.00	3,013.00	1,573.00	-	-	1,827,527.00
427	SANTA MARIA PETAPA	2,205,338.00	448,083.00	34,878.00	108,609.00	118,795.00	21,708.00	74,090.00	4,095.00	3,227.00	-	-	3,018,603.00
428	SANTA MARIA QUIEGOLARI	477,130.00	164,712.00	8,213.00	25,555.00	15,670.00	3,596.00	9,499.00	1,233.00	394.00	7,269.00	-	713,271.00
429	SANTA MARIA SOLA	429,512.00	185,162.00	7,426.00	23,124.00	10,701.00	3,102.00	6,979.00	1,170.00	317.00	-	-	670,493.00
430	SANTA MARIA TATALTEPEC	230,688.00	134,002.00	4,047.00	12,766.00	2,254.00	1,297.00	1,509.00	708.00	72.00	-	-	387,337.00
431	SANTA MARIA JECOMAVACA	374,878.00	172,586.00	6,241.00	19,536.00	13,050.00	3,046.00	8,306.00	879.00	372.00	8,223.00	-	607,118.00
432	SANTA MARIA TEMAXCALAPA	359,546.00	168,642.00	6,180.00	19,405.00	6,461.00	2,345.00	4,262.00	1,047.00	199.00	18,279.00	-	586,364.00
433	SANTA MARIA TEMAXCALTEPEC	572,491.00	144,390.00	9,698.00	30,157.00	18,817.00	4,665.00	12,442.00	1,374.00	568.00	59,658.00	-	834,260.00
434	SANTA MARIA TEOPOXCO	835,582.00	202,356.00	12,735.00	41,363.00	28,028.00	6,364.00	17,294.00	1,896.00	733.00	27,174.00	-	1,173,525.00
435	SANTA MARIA TEPANTLALI	671,385.00	229,542.00	10,827.00	34,282.00	25,050.00	5,416.00	15,546.00	1,542.00	660.00	25,861.00	-	1,020,111.00
436	SANTA MARIA TEXCATELAN	320,026.00	130,851.00	5,515.00	17,362.00	6,207.00	2,013.00	3,814.00	933.00	158.00	-	-	486,879.00
437	SANTA MARIA TLAHUITLITEPEC	2,692,018.00	216,429.00	36,994.00	124,199.00	68,042.00	23,744.00	57,731.00	3,867.00	3,901.00	48,772.00	-	3,275,091.00

1. Importe de las participaciones pagadas a los municipios del Estado de Oaxaca correspondiente al TERCER TRIMESTRE 2022, incluye al EL SEGUNDO AJUSTE TRIMESTRAL DEL FONDO DE FISCALIZACIÓN Y RECAUDACION EJERCICIO 2022.


Clave de Municipio	Municipio	FONDO GENERAL DE PARTICIPACIONES	FONDO DE FOMENTO MUNICIPAL	FONDO DE IMPUESTOS ESPECIALES SOBRE PRODUCCION Y SERVICIOS	FONDO DE FISCALIZACION Y RECAUDACION	FONDO DE COMPENSACION N	IMPUESTO SOBRE AUTOMOVILES NUEVOS	IMPUESTO A LAS VENTAS FINALES DE GASOLINAS Y DIESEL	FONDO DE COMPENSACION DEL IMPUESTO SOBRE AUTOMOVILES NUEVOS ISAN	ISR ARTICULO 126	ISR 3-B	Hydrocarburos	total
438	SANTA MARIA TLALIXTAC	464,007.00	157,917.00	8,098.00	24,988.00	12,960.00	3,287.00	7,818.00	1,461.00	323.00	-	-	680,859.00
439	SANTA MARIA TONAMECA	3,816,508.00	7,402,955.00	58,685.00	186,392.00	177,742.00	36,396.00	116,604.00	6,678.00	5,239.00	-	-	11,807,239.00
440	SANTA MARIA TOTOLAPILLA	344,186.00	237,507.00	5,711.00	18,224.00	5,764.00	2,084.00	3,540.00	1,026.00	151.00	32,723.00	-	650,916.00
441	SANTA MARIA XADANI	1,209,421.00	423,009.00	19,481.00	60,317.00	65,708.00	11,698.00	40,116.00	2,558.00	1,703.00	-	-	1,894,111.00
442	SANTA MARIA YAJUNA	186,616.00	100,530.00	3,271.00	10,293.00	1,783.00	1,047.00	1,196.00	588.00	57.00	3,282.00	-	308,663.00
443	SANTA MARIA YAVESIA	209,189.00	100,128.00	3,342.00	10,837.00	3,115.00	1,305.00	2,137.00	552.00	104.00	-	-	330,709.00
444	SANTA MARIA YOLOTEPEC	248,831.00	127,395.00	4,329.00	13,629.00	3,429.00	1,462.00	2,146.00	762.00	94.00	-	-	402,077.00
445	SANTA MARIA YOSOTUYA	473,673.00	155,217.00	8,147.00	25,273.00	12,102.00	3,749.00	8,686.00	1,170.00	439.00	7,893.00	-	696,349.00
446	SANTA MARIA YUCUHITI	1,106,870.00	416,555.00	17,895.00	55,930.00	42,648.00	9,854.00	28,427.00	2,517.00	1,332.00	46,404.00	-	1,728,432.00
447	SANTA MARIA ZACATEPEC	2,377,276.00	1,592,939.00	38,355.00	119,366.00	121,117.00	23,104.00	76,700.00	4,497.00	3,386.00	-	-	4,356,740.00
448	SANTA MARIA ZANIZA	470,261.00	127,917.00	7,793.00	24,491.00	17,290.00	3,742.00	10,627.00	1,107.00	446.00	-	-	663,674.00
449	SANTA MARIA ZOQUITLAN	618,559.00	175,277.00	10,237.00	31,940.00	23,354.00	4,811.00	14,095.00	1,573.00	587.00	14,923.00	-	830,438.00
450	SANTIAGO ANOLTEPEC	2,030,913.00	255,453.00	33,030.00	103,103.00	95,652.00	18,636.00	60,604.00	4,140.00	2,595.00	-	-	2,604,126.00
451	SANTIAGO APOALA	387,348.00	171,191.00	6,787.00	21,163.00	7,042.00	2,596.00	4,880.00	1,098.00	232.00	24,326.00	-	626,663.00
452	SANTIAGO APOSTOL	987,167.00	399,519.00	15,713.00	50,024.00	30,961.00	7,818.00	20,447.00	2,310.00	934.00	-	-	1,514,893.00
453	SANTIAGO ASTATA	699,840.00	191,752.00	11,638.00	35,687.00	27,789.00	7,132.00	20,735.00	1,281.00	1,081.00	-	-	996,935.00
454	SANTIAGO ATILAN	611,236.00	139,464.00	10,221.00	31,856.00	25,050.00	5,068.00	15,199.00	1,452.00	632.00	-	-	840,238.00
455	SANTIAGO AYUCUILILLA	611,234.00	282,087.00	9,871.00	31,163.00	20,439.00	5,010.00	13,508.00	1,425.00	622.00	-	-	975,359.00
456	SANTIAGO CACALOXTEPEC	410,893.00	216,260.00	6,795.00	21,317.00	11,621.00	3,309.00	8,201.00	984.00	400.00	-	-	679,980.00
457	SANTIAGO CAMOTLAN	684,302.00	170,250.00	11,581.00	35,969.00	23,691.00	5,361.00	14,565.00	1,860.00	619.00	-	-	948,197.00
458	SANTIAGO COMALTEPEC	477,643.00	189,572.00	6,851.00	23,154.00	8,267.00	3,079.00	5,696.00	1,055.00	279.00	20,474.00	-	736,080.00
459	SANTIAGO CHAZUMBA	977,562.00	423,766.00	15,827.00	49,236.00	34,808.00	8,626.00	23,896.00	2,061.00	1,160.00	-	-	1,537,122.00
460	SANTIAGO CHOAPAM	954,919.00	202,398.00	15,768.00	49,512.00	36,843.00	7,652.00	22,282.00	2,286.00	920.00	-	-	1,292,580.00
461	SANTIAGO DEL RIO	309,253.00	143,556.00	5,145.00	16,349.00	3,706.00	2,070.00	3,239.00	822.00	188.00	-	-	484,328.00
462	SANTIAGO HUAJUCLITLAN	1,002,137.00	445,001.00	16,014.00	50,201.00	32,893.00	9,239.00	24,626.00	2,061.00	1,295.00	108,032.00	-	1,631,499.00
463	SANTIAGO HUAJUCLILLA	251,816.00	114,135.00	4,367.00	13,716.00	3,733.00	1,564.00	2,496.00	753.00	118.00	81,266.00	-	473,964.00

1. Importe de las participaciones pagadas a los municipios del Estado de Oaxaca correspondiente al TERCER TRIMESTRE 2022, Incluye al EL SEGUNDO AJUSTE TRIMESTRAL DEL FONDO DE FISCALIZACIÓN Y RECAUDACIÓN EJERCICIO 2022.

Clave de Municipio	Municipio	FONDO GENERAL DE PARTICIPACIONES	FONDO DE FOMENTO MUNICIPAL	FONDO DE IMPUESTOS ESPECIALES SOBRE PRODUCCIÓN Y SERVICIOS	FONDO DE FISCALIZACIÓN Y RECAUDACIÓN	FONDO DE COMPENSACIÓN N	IMPUESTO SOBRE AUTOMÓVILES NUEVOS	IMPUESTO A LAS VENTAS FINALES DE GASOLINAS Y DIESEL	FONDO DE COMPENSACIÓN DEL IMPUESTO SOBRE AUTOMÓVILES NUEVOS ISAN	ISR ARTICULO 126	ISR 3-B	Hydrocarburos	total
464	SANTIAGO HUITLAN PLUMAS	263,106.00	109,958.00	4,724.00	14,485.00	2,425.00	1,989.00	3,067.00	714.00	215.00	3,972.00	-	404,658.00
465	SANTIAGO IXCUITEPEC	378,496.00	133,842.00	6,455.00	20,160.00	11,526.00	2,821.00	7,134.00	987.00	304.00	-	-	562,725.00
466	SANTIAGO IXTAYUTLA	1,994,398.00	248,109.00	32,417.00	100,961.00	95,704.00	18,819.00	61,621.00	3,915.00	2,687.00	-	-	2,558,631.00
467	SANTIAGO JAMILTEPEC	3,222,348.00	4,724,774.00	51,678.00	160,276.00	135,814.00	33,418.00	99,997.00	5,322.00	5,158.00	337,606.00	-	8,776,391.00
468	SANTIAGO JOCOTEPEC	2,109,793.00	755,934.00	33,977.00	106,639.00	99,913.00	18,597.00	60,471.00	4,476.00	2,501.00	-	60,280.00	3,246,521.00
469	SANTIAGO JUXTIAPUACA	5,515,909.00	2,452,297.00	86,247.00	274,021.00	243,849.00	49,167.00	154,153.00	10,794.00	6,718.00	328,132.00	-	9,121,187.00
470	SANTIAGO LACHIGURI	836,775.00	159,750.00	13,686.00	42,979.00	31,005.00	7,028.00	19,960.00	1,878.00	894.00	31,774.00	-	1,145,779.00
471	SANTIAGO LALOPE	287,271.00	164,515.00	5,145.00	16,032.00	3,076.00	1,687.00	2,150.00	909.00	107.00	-	-	480,892.00
472	SANTIAGO LA OLLAGA	1,259,210.00	617,417.00	22,210.00	69,059.00	24,062.00	8,401.00	15,847.00	3,654.00	740.00	7,469.00	-	2,028,069.00
473	SANTIAGO LAXOPE	378,680.00	166,519.00	6,431.00	20,190.00	9,228.00	2,662.00	5,861.00	1,029.00	263.00	30,192.00	-	621,055.00
474	SANTIAGO LLANO GRANDE	593,120.00	289,552.00	9,628.00	36,738.00	24,406.00	4,934.00	14,791.00	1,371.00	619.00	-	-	969,359.00
475	SANTIAGO MATATLÁN	2,149,183.00	1,361,238.00	34,929.00	109,224.00	71,952.00	19,390.00	52,323.00	4,461.00	2,658.00	183,462.00	-	3,988,620.00
476	SANTIAGO MILTEPEC	227,181.00	111,261.00	4,077.00	12,590.00	2,999.00	1,528.00	2,427.00	675.00	134.00	15,462.00	-	378,334.00
477	SANTIAGO MINAS	428,076.00	225,817.00	7,211.00	22,781.00	9,566.00	2,698.00	6,012.00	1,161.00	268.00	9,476.00	-	713,066.00
478	SANTIAGO NACALTEPEC	433,741.00	114,720.00	7,318.00	23,020.00	11,368.00	3,080.00	7,103.00	1,155.00	309.00	-	-	501,614.00
479	SANTIAGO NEJAPILLA	177,615.00	99,482.00	3,177.00	9,945.00	1,238.00	920.00	765.00	612.00	33.00	-	-	293,787.00
480	SANTIAGO NUNDICHE	411,365.00	179,111.00	6,986.00	21,840.00	9,448.00	3,124.00	6,894.00	1,092.00	348.00	8,244.00	-	648,393.00
481	SANTIAGO NUYOC	584,296.00	174,438.00	9,732.00	30,185.00	13,464.00	5,303.00	12,165.00	1,215.00	728.00	14,307.00	-	845,833.00
482	SANTIAGO PINOTEPA	12,549,496.00	3,711,250.00	184,980.00	598,753.00	396,391.00	118,873.00	315,908.00	19,287.00	17,357.00	2,272,459.00	-	20,184,754.00
483	SANTIAGO SUCHILQUITONGO	1,493,241.00	508,827.00	22,849.00	72,918.00	78,115.00	13,627.00	46,273.00	2,847.00	1,910.00	-	-	2,240,607.00
484	SANTIAGO TAMAZOLA	987,550.00	443,058.00	15,378.00	48,979.00	31,551.00	8,666.00	22,949.00	1,983.00	1,167.00	-	-	1,561,281.00
485	SANTIAGO TAPEXTLA	631,462.00	268,902.00	10,543.00	33,043.00	21,925.00	4,955.00	13,623.00	1,548.00	579.00	-	-	986,584.00
486	VILLA TELUPAM DE LA UNIÓN	589,535.00	643,358.00	9,489.00	29,889.00	17,335.00	5,243.00	13,261.00	1,179.00	711.00	-	-	1,309,910.00
487	SANTIAGO TENANGO	694,408.00	254,395.00	7,898.00	28,130.00	13,980.00	5,193.00	10,967.00	1,464.00	596.00	23,483.00	-	1,040,514.00
488	SANTIAGO TEPETLAPA	203,570.00	124,253.00	3,577.00	11,238.00	928.00	1,151.00	990.00	645.00	65.00	-	-	346,418.00

1. Importe de las participaciones pagadas a los municipios del Estado de Oaxaca correspondiente al TERCER TRIMESTRE 2022, incluye al EL SEGUNDO AJUSTE TRIMESTRAL DEL FONDO DE FISCALIZACIÓN Y RECAUDACION EJERCICIO 2022.

Clave de Municipio	Municipio	FONDO GENERAL DE PARTICIPACIONES	FONDO DE FOMENTO MUNICIPAL	FONDO DE IMPUESTOS ESPECIALES SOBRE PRODUCCION Y SERVICIOS	FONDO DE FISCALIZACION Y RECAUDACION	FONDO DE COMPENSACION	IMPUESTO SOBRE AUTOMOVILES NUEVOS	IMPUESTO A LAS VENTAS FINALES DE GASOLINAS Y DIESEL	FONDO DE COMPENSACION DEL IMPUESTO SOBRE AUTOMOVILES NUEVOS ISAN	ISR ARTICULO 126	ISR 3-B	Hydrocarburos	total
489	SANTIAGO IETEP	925,895.00	208,875.00	15,036.00	47,548.00	34,639.00	7,380.00	21,126.00	2,154.00	886.00	34,831.00	-	1,298,370.00
490	SANTIAGO TEXCALINGO	573,348.00	172,620.00	9,470.00	29,786.00	20,953.00	4,506.00	12,710.00	1,392.00	528.00	-	-	825,313.00
491	SANTIAGO TEXTILIAN	811,854.00	283,446.00	13,367.00	41,301.00	34,947.00	7,704.00	23,410.00	1,725.00	1,100.00	25,877.00	-	1,244,731.00
492	SANTIAGO TILANTONGO	972,203.00	340,557.00	16,559.00	50,960.00	19,419.00	8,587.00	18,557.00	2,268.00	1,141.00	58,869.00	-	1,469,120.00
493	SANTIAGO TILLO	222,673.00	118,662.00	3,791.00	11,896.00	3,900.00	1,534.00	2,839.00	633.00	145.00	-	-	366,073.00
494	SANTIAGO TLAZOVALTEPEC	950,672.00	299,022.00	15,944.00	49,353.00	44,148.00	8,442.00	27,051.00	2,121.00	1,131.00	-	-	1,397,884.00
495	SANTIAGO XANICA	631,847.00	174,303.00	10,678.00	33,383.00	21,153.00	4,858.00	13,070.00	1,590.00	550.00	53,329.00	-	944,761.00
496	SANTIAGO XIACUI	389,048.00	140,087.00	6,359.00	20,102.00	13,587.00	3,006.00	8,187.00	945.00	345.00	19,308.00	-	600,975.00
497	SANTIAGO YAITEPEC	790,302.00	391,330.00	13,101.00	41,033.00	29,492.00	6,419.00	18,419.00	1,884.00	783.00	17,418.00	-	1,310,181.00
498	SANTIAGO YAVEO	1,288,690.00	331,284.00	21,686.00	67,032.00	53,018.00	11,192.00	33,641.00	3,090.00	1,463.00	-	826,811.00	2,637,907.00
499	SANTIAGO YOLOMECATI	694,731.00	253,868.00	11,119.00	34,285.00	13,784.00	7,322.00	16,527.00	1,269.00	1,142.00	40,586.00	-	1,074,633.00
500	SANTIAGO YOSONDUA	1,446,052.00	443,660.00	24,082.00	74,430.00	56,459.00	13,522.00	39,210.00	2,973.00	1,906.00	-	-	2,102,294.00
501	SANTIAGO YUCUYACHI	302,875.00	130,563.00	5,260.00	16,439.00	7,085.00	2,045.00	4,355.00	852.00	186.00	-	-	469,660.00
502	SANTIAGO ZACATEPEC	937,367.00	186,159.00	14,959.00	47,345.00	35,331.00	7,564.00	22,226.00	2,244.00	950.00	63,163.00	-	1,317,408.00
503	SANTIAGO ZOOCHILA	502,682.00	153,410.00	7,740.00	24,889.00	3,041.00	4,151.00	6,605.00	1,032.00	537.00	54,727.00	-	758,854.00
504	NUEVO ZOOQUIAPAM	524,735.00	255,716.00	8,192.00	26,305.00	11,329.00	4,146.00	9,031.00	1,170.00	497.00	14,158.00	-	855,279.00
505	SANTO DOMINGO INGENIO	1,922,178.00	558,237.00	33,481.00	98,332.00	55,184.00	25,122.00	64,567.00	2,262.00	4,420.00	-	-	2,763,783.00
506	SANTO DOMINGO ALBARRADAS	324,687.00	126,811.00	5,762.00	17,620.00	5,677.00	2,700.00	5,389.00	798.00	332.00	-	-	489,776.00
507	SANTO DOMINGO ARMENTA	620,118.00	364,408.00	10,265.00	32,185.00	22,269.00	5,025.00	14,019.00	1,467.00	612.00	-	-	1,070,368.00
508	SANTO DOMINGO CHIHUITAN	397,967.00	133,321.00	6,428.00	20,113.00	11,584.00	3,728.00	9,441.00	747.00	531.00	9,099.00	-	592,959.00
509	SANTO DOMINGO DE MORELOS	1,645,898.00	908,888.00	25,935.00	81,906.00	79,381.00	15,123.00	49,641.00	3,261.00	2,117.00	187,475.00	-	3,003,625.00
510	SANTO DOMINGO IXCATLAN	319,581.00	123,704.00	5,598.00	17,508.00	5,364.00	2,040.00	3,554.00	933.00	164.00	-	-	478,446.00
511	SANTO DOMINGO NUAAA	667,162.00	299,692.00	10,980.00	34,514.00	23,344.00	5,388.00	14,895.00	1,566.00	654.00	-	-	1,058,195.00




I. Importo de las participaciones pagadas a los municipios del Estado de Oaxaca correspondiente al TERCER TRIMESTRE 2022, incluye al EL SEGUNDO AJUSTE TRIMESTRAL DEL FONDO DE FISCALIZACIÓN Y RECAUDACIÓN EJERCICIO 2022.

Clave de Municipio	Municipio	FONDO GENERAL DE PARTICIPACIONES	FONDO DE FOMENTO MUNICIPAL	FONDO DE IMPUESTOS ESPECIALES SOBRE PRODUCCIÓN Y SERVICIOS	FONDO DE FISCALIZACIÓN Y RECAUDACIÓN	FONDO DE COMPENSACION	IMPUESTO SOBRE AUTOMÓVILES NUEVOS	IMPUESTO A LAS VENTAS FINALES DE GASOLINAS Y DIESEL	FONDO DE COMPENSACION DEL IMPUESTO SOBRE AUTOMÓVILES NUEVOS ISAN	ISR ARTICULO 126	ISR 3-B	Hydrocarburos	total
512	SANTO DOMINGO OZOLOTEPEC	330,414.00	133,803.00	5,790.00	18,055.00	7,775.00	2,207.00	4,705.00	599.00	195.00	17,096.00	-	520,979.00
513	SANTO DOMINGO PETAPA	1,351,911.00	241,560.00	22,106.00	69,020.00	64,207.00	12,069.00	38,910.00	2,883.00	1,634.00	21,099.00	-	1,825,340.00
514	SANTO DOMINGO RAYAGA	367,351.00	152,634.00	6,443.00	20,139.00	6,571.00	2,343.00	4,236.00	1,077.00	188.00	22,816.00	-	583,798.00
515	SANTO DOMINGO TEHUANTEPEC	14,964,134.00	4,836,079.00	242,846.00	744,239.00	485,095.00	165,857.00	442,386.00	22,797.00	25,752.00	2,916,939.00	-	24,847,118.00
516	SANTO DOMINGO TEOMULCO	957,843.00	428,351.00	15,499.00	48,648.00	37,260.00	8,500.00	24,701.00	1,986.00	1,148.00	51,870.00	-	1,575,846.00
517	SANTO DOMINGO TEFUATEPEC	959,672.00	310,340.00	15,625.00	48,473.00	41,980.00	9,007.00	27,901.00	2,085.00	1,276.00	-	-	1,416,359.00
518	SANTO DOMINGO TLATAYAPAM	205,814.00	106,125.00	3,584.00	11,160.00	809.00	1,495.00	1,878.00	578.00	154.00	-	-	331,547.00
519	SANTO DOMINGO TOMALTEPEC	632,028.00	263,080.00	10,407.00	32,328.00	24,195.00	5,745.00	16,431.00	1,365.00	790.00	42,137.00	-	1,028,506.00
520	SANTO DOMINGO TONALA	1,416,102.00	664,336.00	22,350.00	70,916.00	52,515.00	11,919.00	39,858.00	3,195.00	1,531.00	80,505.00	-	2,357,227.00
521	SANTO DOMINGO TONALTEPEC	239,607.00	118,192.00	4,141.00	13,004.00	1,777.00	1,300.00	1,317.00	726.00	68.00	-	-	374,132.00
522	SANTO DOMINGO XAGACIA	327,229.00	123,234.00	5,626.00	17,604.00	8,489.00	2,280.00	5,217.00	897.00	211.00	4,575.00	-	485,372.00
523	SANTO DOMINGO YAHUHLIÁN	703,575.00	211,780.00	10,847.00	34,281.00	11,667.00	6,344.00	13,067.00	1,644.00	874.00	-	-	994,059.00
524	SANTO DOMINGO YODOHINO	226,169.00	106,661.00	3,788.00	12,106.00	2,341.00	1,357.00	1,786.00	636.00	96.00	12,956.00	-	367,296.00
525	SANTO DOMINGO ZANATEPEC	2,776,945.00	978,218.00	37,168.00	121,530.00	89,008.00	26,580.00	70,568.00	5,056.00	3,875.00	111,258.00	-	4,220,208.00
526	SANTOS REYES NOPALA	2,377,632.00	879,216.00	38,000.00	118,925.00	118,153.00	22,609.00	74,385.00	4,554.00	3,260.00	-	-	3,636,734.00
527	SANTOS REYES PAPANO	753,033.00	331,200.00	12,701.00	38,927.00	17,581.00	7,209.00	16,781.00	1,596.00	1,094.00	-	-	1,180,062.00
528	SANTOS REYES TEPEJILLO	569,695.00	157,343.00	10,012.00	29,846.00	6,385.00	6,328.00	12,693.00	1,026.00	1,010.00	30,388.00	-	824,717.00
529	SANTOS REYES YUCUANA	400,068.00	144,372.00	6,929.00	21,641.00	10,295.00	2,770.00	6,322.00	1,104.00	263.00	-	-	593,764.00
530	SANTO TOMAS IALIETA	856,689.00	347,820.00	13,544.00	42,703.00	27,599.00	7,600.00	20,233.00	1,875.00	1,030.00	26,597.00	-	1,345,680.00

1 Importe de las participaciones pagadas a los municipios del Estado de Oaxaca correspondiente al TERCER TRIMESTRE 2022, incluye el EL SEGUNDO AJUSTE TRIMESTRAL DEL FONDO DE FISCALIZACIÓN Y RECAUDACION EJERCICIO 2022.

Clave de Municipio	Municipio	FONDO GENERAL DE PARTICIPACIONES	FONDO DE FOMENTO MUNICIPAL	FONDO DE IMPUESTOS ESPECIALES SOBRE PRODUCCION Y SERVICIOS	FONDO DE FISCALIZACION Y RECAUDACION	FONDO DE COMPENSACION	IMPUESTO SOBRE AUTOMOVILES NUEVOS	IMPUESTO A LAS VENTAS FINALES DE GASOLINAS Y DIESEL	FONDO DE COMPENSACION DEL IMPUESTO SOBRE AUTOMOVILES NUEVOS ISAN	ISR ARTICULO 125	ISR 3-B	Hidrocarburos	Total
531	SANTO TOMAS MAZATEPEC	520,919.00	155,260.00	8,748.00	27,205.00	18,664.00	4,424.00	12,222.00	1,185.00	566.00	-	-	749,193.00
532	SANTO TOMAS OCOTEPEC	748,009.00	430,112.00	12,387.00	38,659.00	28,646.00	6,406.00	18,490.00	1,677.00	829.00	166.00	-	1,285,361.00
533	SANTO TOMAS TAMAZULAPAN	614,067.00	332,900.00	10,025.00	31,505.00	19,394.00	5,187.00	13,520.00	1,353.00	665.00	48,304.00	-	1,076,920.00
534	SAN VICENTE COATLAN	764,733.00	214,359.00	12,149.00	38,471.00	24,630.00	6,477.00	17,220.00	1,695.00	687.00	84,799.00	-	1,165,310.00
535	SAN VICENTE LAGHIMO	877,591.00	165,726.00	14,320.00	44,529.00	22,807.00	8,507.00	20,747.00	1,572.00	1,243.00	30,873.00	-	1,187,915.00
536	SAN VICENTE NUJU	250,547.00	120,791.00	4,523.00	13,884.00	3,211.00	1,662.00	2,561.00	813.00	142.00	-	-	398,134.00
537	SILCAYAPAM	1,567,100.00	613,012.00	24,666.00	78,760.00	47,611.00	12,668.00	32,474.00	3,513.00	1,557.00	101,097.00	-	2,482,058.00
538	SITIO DE XITLAHEHA	329,996.00	170,038.00	5,839.00	18,076.00	5,075.00	2,342.00	4,131.00	909.00	230.00	4,740.00	-	541,370.00
539	SOLEDAD ETLA	815,452.00	316,797.00	12,985.00	40,724.00	45,438.00	7,732.00	26,983.00	1,533.00	1,114.00	-	-	1,268,758.00
540	VILLA DE TAMAZULAPAN DEL PROGRESO	1,751,214.00	715,821.00	27,659.00	85,643.00	59,880.00	18,336.00	49,825.00	3,267.00	2,850.00	116,556.00	-	2,831,051.00
541	TANETZE DE ZARAGOZA	405,799.00	176,748.00	6,618.00	21,106.00	11,106.00	2,845.00	6,726.00	1,041.00	283.00	6,030.00	-	638,302.00
542	TANICHIE	330,796.00	188,253.00	5,735.00	17,973.00	6,307.00	2,183.00	4,123.00	930.00	190.00	12,078.00	-	560,569.00
543	TATALTEPEC DE VALDES	1,044,166.00	465,275.00	17,546.00	53,725.00	44,866.00	10,182.00	30,926.00	2,175.00	1,484.00	17,396.00	-	1,687,741.00
544	TECOQUILCO DE MARCOS PEREZ	388,127.00	152,693.00	6,313.00	20,013.00	7,329.00	3,004.00	6,114.00	915.00	347.00	16,196.00	-	601,051.00
545	TEOTITLAN DE FLORES MAGON	2,662,623.00	1,228,812.00	44,589.00	139,144.00	72,433.00	22,233.00	59,583.00	5,982.00	2,798.00	147,501.00	-	4,379,698.00
546	TEOTITLAN DEL VALLE	1,224,743.00	445,338.00	20,742.00	62,582.00	45,307.00	12,919.00	36,251.00	2,580.00	1,996.00	-	-	1,852,458.00
547	TEOTONGO	358,008.00	156,962.00	5,801.00	18,644.00	7,176.00	2,339.00	4,571.00	942.00	205.00	-	-	554,648.00
548	TEPELME VILLA DE MORELOS	664,963.00	318,842.00	10,178.00	32,550.00	13,784.00	5,141.00	10,972.00	1,893.00	598.00	3,142.00	-	1,062,063.00
549	HEROICA VILLA DE TEZOATLAN DE SEGURA Y LUNA, CUNA DE LA INDEPENDENCIA DE OAXACA	2,185,831.00	804,540.00	33,996.00	109,560.00	81,166.00	17,030.00	48,735.00	4,806.00	2,012.00	156,018.00	-	3,443,694.00
550	SAN JERONIMO	1,362,116.00	298,302.00	19,821.00	64,508.00	41,073.00	11,882.00	30,712.00	2,781.00	1,610.00	76,923.00	-	1,909,725.00
551	TLACOHUAYA TLACOLULA DE MATAMOROS	6,597,534.00	2,246,874.00	98,387.00	309,726.00	217,190.00	72,419.00	195,281.00	9,624.00	11,727.00	984,041.00	-	10,737,803.00
552	TLACOTEPEC	245,115.00	169,460.00	4,239.00	13,070.00	2,929.00	1,952.00	3,372.00	693.00	229.00	3,866.00	-	446,945.00
553	TLAUXIAC DE GARRERA	3,888,957.00	901,325.00	61,042.00	186,938.00	86,934.00	46,172.00	110,268.00	5,472.00	7,794.00	78,181.00	-	5,173,123.00



I. Importe de las participaciones pagadas a los municipios del Estado de Oaxaca correspondiente al TERCER TRIMESTRE 2022, incluye el EL SEGUNDO AJUSTE TRIMESTRAL DEL FONDO DE FISCALIZACIÓN Y RECAUDACIÓN EJERCICIO 2022.

Clave de Municipio	Municipio	FONDO GENERAL DE PARTICIPACIONES	FONDO DE FOMENTO MUNICIPAL	FONDO DE IMPUESTOS ESPECIALES SOBRE PRODUCCIÓN Y SERVICIOS	FONDO DE FISCALIZACIÓN Y RECAUDACIÓN	FONDO DE COMPENSACION	IMPUESTO SOBRE AUTOMÓVILES NUEVOS	IMPUESTO A LAS VENTAS FINALES DE GASOLINAS Y DIESEL	FONDO DE COMPENSACION DEL IMPUESTO DE AUTOMÓVILES NUEVOS ISAN	ISR ARTICULO 126	ISR 3-B	Hidrocarburos	total
554	TOTONTEPEC VILLA DE MORELOS	1,097,492.00	349,806.00	16,952.00	54,402.00	41,666.00	8,697.00	25,214.00	2,640.00	1,046.00	78,694.00	-	1,676,609.00
555	TRINIDAD ZAACHILA	573,849.00	229,566.00	9,515.00	29,745.00	24,327.00	4,834.00	14,696.00	1,293.00	615.00	-	-	888,440.00
556	LA TRINIDAD VISTA HERMOSA	238,034.00	118,584.00	4,364.00	13,279.00	2,183.00	1,751.00	2,619.00	702.00	180.00	6,344.00	-	388,040.00
557	UNION HIDALGO	3,518,369.00	1,163,157.00	57,197.00	175,323.00	104,877.00	36,236.00	92,809.00	7,308.00	5,535.00	-	-	5,160,811.00
558	VALERIO TRUJANO	323,087.00	96,000.00	5,431.00	17,062.00	9,812.00	2,378.00	5,974.00	837.00	253.00	-	-	460,834.00
559	SAN JUAN BAUTISTA VALLE NACIONAL	3,513,614.00	1,075,897.00	57,439.00	177,875.00	164,329.00	33,996.00	107,445.00	6,948.00	4,950.00	-	-	5,142,593.00
560	VILLA DIAZ ORDAZ	1,548,191.00	556,463.00	25,640.00	78,150.00	45,834.00	16,299.00	41,938.00	2,985.00	2,526.00	108,388.00	-	2,426,414.00
561	YAXE	1,123,323.00	657,250.00	19,128.00	60,062.00	20,786.00	7,935.00	15,365.00	2,970.00	789.00	-	-	1,907,618.00
562	MAGDALENA YODOCONO DE ROBERIO DIAZ	448,267.00	193,094.00	7,324.00	22,881.00	11,998.00	3,919.00	9,479.00	1,008.00	520.00	19,866.00	-	718,356.00
563	YOGANA	362,957.00	141,105.00	6,262.00	19,596.00	8,679.00	2,472.00	5,394.00	1,029.00	228.00	17,679.00	-	565,391.00
564	YUTANDUCHI DE GUERRERO	507,047.00	230,795.00	7,846.00	25,529.00	8,431.00	3,574.00	6,708.00	1,203.00	367.00	-	-	791,450.00
565	VILLA DE ZAACHILA	3,120,461.00	3,187,403.00	139,534.00	435,510.00	329,145.00	103,953.00	291,614.00	11,241.00	17,211.00	-	-	13,636,072.00
566	SAN MATEO YACUITINDO	673,611.00	240,555.00	10,980.00	34,789.00	22,108.00	5,210.00	13,885.00	1,587.00	602.00	21,600.00	-	1,024,927.00
567	ZAPOTITLAN LAGUNAS	662,086.00	194,465.00	11,082.00	34,533.00	23,662.00	5,430.00	15,152.00	1,611.00	668.00	-	-	948,689.00
568	ZAPOTITLAN PALMAS	388,581.00	250,938.00	6,468.00	20,221.00	12,040.00	3,218.00	8,288.00	894.00	402.00	-	-	691,056.00
569	SANTA INES DE ZARAGOZA	438,448.00	202,720.00	7,316.00	23,137.00	10,230.00	3,046.00	6,611.00	1,173.00	296.00	-	-	692,977.00
570	ZIMATLAN DE ALVAREZ	4,447,421.00	1,704,357.00	69,904.00	216,286.00	157,656.00	47,847.00	132,354.00	7,470.00	7,577.00	472,876.00	-	7,263,748.00
		1,006,024,150.00	368,246,111.00	15,850,884.00	49,701,588.00	29,385,004.00	9,778,003.00	25,092,397.00	1,845,639.00	1,449,583.00	60,578,993.00	3,526,822.00	1,571,579,174.00

Nota: La sumatoria de las cantidades en cada uno de los fondos, pueden no coincidir por efectos del redondeo

San Bartolo Coyotepec, Oaxaca, 4 de OCTUBRE de 2022

*[Firma]*  
 C. PABLO MATUS DEL SAPO  
 TESORERO

*[Firma]*



En cumplimiento a lo dispuesto en los artículos 82, 90 de la Constitución Política del Estado Libre y Soberano de Oaxaca, 6 párrafo cuarto de la Ley de Coordinación Fiscal; 3 fracción I, 27 fracción XII, 45 fracción XXI de la Ley Orgánica del Poder Ejecutivo del Estado de Oaxaca; 11 último párrafo de la Ley de Coordinación Fiscal para el Estado de Oaxaca; 2, 4 fracción II, inciso c, y 27 fracciones X y XI del Reglamento Interno de la Secretaría de Finanzas del Poder Ejecutivo del Estado, numeral 5 fracción II, inciso b del Acuerdo por el que se expide los lineamientos para la publicación de la información a que se refiere el artículo 60. de la Ley de Coordinación Fiscal

GOBIERNO DEL ESTADO DE OAXACA

f. Importe de las participaciones pagadas a los municipios del Estado de Oaxaca correspondiente al mes de JULIO, INCLUYE EL SEGUNDO AJUSTE TRIMESTRAL DEL FONDO DE FISCALIZACIÓN Y RECAUDACIÓN EJERCICIO 2022

Clave de Municipio	Municipio	FONDO GENERAL DE PARTICIPACIONES	FONDO DE FOMENTO MUNICIPAL	FONDO DE IMPUESTOS ESPECIALES SOBRE PRODUCCION Y SERVICIOS	FONDO DE FISCALIZACION Y RECAUDACION	FONDO DE COMPENSACION	IMPUESTO SOBRE AUTOMOVILES NUEVOS	IMPUESTO A LAS VENTAS FINALES DE GASOLINAS Y DIESEL	FONDO DE COMPENSACION DEL IMPUESTO SOBRE AUTOMOVILES NUEVOS ISAN	ISR ARTICULO 126	ISR 3-B	Hidrocarburos	total
001	ABEJONES	118,944.00	53,142.00	2,130.00	8,062.00	1,956.00	639.00	1,240.00	369.00	39.00	\$ -	-	186,531.00
002	ACATLAN DE PEREZ FIGUEROA	2,178,439.00	561,829.00	37,956.00	201,550.00	105,890.00	16,068.00	70,161.00	4,842.00	2,371.00	\$ 419,362.00	35,873.00	4,028,341.00
003	ASUNCION CACALOTEPEC	164,535.00	49,566.00	2,941.00	13,383.00	5,913.00	1,061.00	3,775.00	437.00	120.00	\$ -	-	241,731.00
004	ASUNCION CUYOTEPETL	89,213.00	37,465.00	1,559.00	6,754.00	2,609.00	542.00	1,654.00	268.00	53.00	\$ 11,232.00	-	151,369.00
005	ASUNCION HUALTEPEC	1,456,885.00	407,786.00	26,276.00	157,488.00	36,135.00	12,410.00	42,765.00	2,468.00	2,197.00	\$ -	-	2,144,410.00
006	ASUNCION NOCHIXILAN	1,170,013.00	451,218.00	17,273.00	99,908.00	48,206.00	7,813.00	31,266.00	2,459.00	1,036.00	\$ -	-	1,828,192.00
007	ASUNCION NOCHIXILAN	231,284.00	112,460.00	3,843.00	16,272.00	5,493.00	1,302.00	3,614.00	627.00	118.00	\$ -	-	365,013.00
008	OCOTLAN	108,712.00	56,667.00	1,899.00	8,796.00	1,721.00	699.00	1,710.00	266.00	80.00	\$ -	-	180,550.00
009	ASUNCION TLACOLULITA	346,225.00	167,023.00	5,703.00	29,224.00	16,045.00	2,372.00	10,040.00	840.00	315.00	\$ -	-	577,787.00
010	EL BARRIO DE LA SOLEDAD	1,072,639.00	268,056.00	21,577.00	140,851.00	31,943.00	10,894.00	41,568.00	1,523.00	2,219.00	\$ 96,705.00	-	1,687,975.00
011	LAHUALA	110,462.00	50,446.00	2,012.00	8,764.00	3,249.00	690.00	2,156.00	306.00	72.00	\$ -	-	178,157.00
012	CANDELARIA LOXICHA	486,259.00	94,580.00	8,739.00	46,140.00	25,521.00	3,653.00	16,794.00	1,950.00	546.00	\$ 56,377.00	-	741,799.00
013	CIENEGA DE ZIMATLAN	335,139.00	203,064.00	5,574.00	26,962.00	7,186.00	2,165.00	6,132.00	861.00	263.00	\$ 45,032.00	-	630,398.00
014	CIUDAD IXTTEPEC	2,376,113.00	785,654.00	40,813.00	230,579.00	66,821.00	18,852.00	64,545.00	5,903.00	5,006.00	\$ -	-	3,592,288.00
015	COATECAS ALTAS FLORES	288,697.00	81,180.00	5,169.00	24,685.00	12,305.00	1,955.00	7,842.00	729.00	246.00	\$ -	-	422,808.00
016	COICOYAN DE LAS FLORES	431,917.00	74,357.00	7,708.00	39,519.00	21,670.00	3,131.00	14,091.00	1,004.00	446.00	\$ -	-	593,843.00
017	LA COMPANIA	219,412.00	77,651.00	3,913.00	18,619.00	8,363.00	1,476.00	5,577.00	554.00	184.00	\$ -	-	335,699.00
018	CONCEPCION BUENAVISTA	100,507.00	52,889.00	1,873.00	7,878.00	1,759.00	620.00	1,459.00	308.00	61.00	\$ -	-	167,954.00
019	CONCEPCION PAPAJO	186,568.00	47,629.00	3,257.00	14,759.00	6,423.00	1,174.00	4,081.00	492.00	130.00	\$ -	-	262,513.00
020	CONSTANCIA DEL ROSARIO	254,204.00	189,889.00	4,548.00	23,397.00	11,295.00	1,851.00	7,681.00	578.00	265.00	\$ 57,990.00	-	551,038.00
021	COSOLAPA	731,578.00	314,307.00	13,272.00	70,079.00	94,144.00	5,548.00	23,580.00	1,762.00	839.00	\$ -	-	1,195,109.00
022	COSOLTEPEC	107,668.00	48,738.00	1,868.00	9,020.00	1,886.00	723.00	1,907.00	283.00	90.00	\$ -	-	172,183.00
023	CUILAPAM DE GUERRERO	955,842.00	536,305.00	17,507.00	110,602.00	62,877.00	8,698.00	44,867.00	1,461.00	1,639.00	\$ 159,668.00	-	1,898,466.00
024	CUYAMECALCO	369,112.00	194,839.00	5,196.00	23,871.00	8,437.00	2,018.00	5,344.00	784.00	168.00	\$ -	-	609,763.00
025	VILLA DE ZARAGOZA	651,115.00	285,494.00	9,625.00	60,183.00	26,687.00	5,043.00	20,667.00	1,099.00	818.00	\$ -	-	1,060,671.00
026	CHALCATONGO DE HIDALGO	514,217.00	153,446.00	9,505.00	49,945.00	21,131.00	3,922.00	15,704.00	1,156.00	596.00	\$ 45,572.00	-	815,194.00

I. Importe de las participaciones pagadas a los municipios del Estado de Oaxaca correspondiente al mes de JULIO, INCLUYE EL SEGUNDO AJUSTE TRIMESTRAL DEL FONDO DE FISCALIZACIÓN Y RECAUDACIÓN EJERCICIO 2022

Clave de Municipio	Municipio	FONDO GENERAL DE PARTICIPACIONES	FONDO DE FOMENTO MUNICIPAL	FONDO DE IMPUESTOS ESPECIALES SOBRE PRODUCCION Y SERVICIOS	FONDO DE FISCALIZACION Y RECAUDACION	FONDO DE COMPENSACION N	IMPUESTO SOBRE AUTOMOVILES NUEVOS	IMPUESTO A LAS VENTAS FINALES DE GASOLINAS Y DIESEL	FONDO DE COMPENSACION DEL IMPUESTO SOBRE AUTOMOVILES NUEVOS ISAN	ISR ARTICULO 126	ISR 3-B	Hidrocarburos	total
027	CHICHUHTLAN DE BENITO JUAREZ	177,395.00	127,808.00	3,193.00	14,347.00	5,044.00	1,135.00	3,544.00	477.00	126.00	\$	-	333,069.00
028	HEROICA CIUDAD DE EJUTLA DE CRESPO	1,123,171.00	439,485.00	20,698.00	113,586.00	54,050.00	8,926.00	39,008.00	2,351.00	1,438.00	\$	-	1,802,713.00
029	ELOXOCHITLAN DE FLORES MAGON	286,043.00	170,222.00	4,819.00	22,845.00	9,719.00	1,845.00	6,431.00	685.00	216.00	\$	-	502,975.00
030	EL ESPINAL	1,623,692.00	186,695.00	22,173.00	137,814.00	20,869.00	11,495.00	31,019.00	1,971.00	1,737.00	\$	103,429.00	2,140,894.00
031	TAMAZUAPAM DEL ESPIRITU SANTO	576,589.00	94,659.00	7,759.00	39,490.00	16,727.00	3,364.00	10,777.00	1,095.00	349.00	\$	-	750,809.00
032	FRESNILLO DE TRUJANO	109,939.00	59,750.00	1,965.00	8,030.00	2,498.00	637.00	1,633.00	322.00	54.00	\$	6,184.00	191,012.00
033	GUADALUPE ETILA	159,396.00	91,029.00	3,124.00	17,610.00	6,958.00	1,376.00	5,718.00	393.00	239.00	\$	1,671.00	287,534.00
034	GUADALUPE DE RAMIREZ	123,352.00	71,566.00	2,139.00	9,790.00	3,026.00	781.00	2,262.00	316.00	87.00	\$	-	213,319.00
035	GUELATAO DE JUAREZ	62,636.00	57,706.00	1,152.00	5,507.00	1,567.00	435.00	1,322.00	174.00	57.00	\$	-	130,556.00
036	GUEVEA DE HUMBOLDT	290,850.00	62,627.00	4,834.00	23,931.00	12,262.00	1,930.00	7,698.00	669.00	242.00	\$	-	405,043.00
037	MESONES HIDALGO	248,551.00	90,173.00	4,405.00	21,122.00	10,251.00	1,678.00	6,581.00	629.00	211.00	\$	-	323,601.00
038	VILLA HIDALGO	139,474.00	67,649.00	2,400.00	10,749.00	4,397.00	852.00	2,807.00	372.00	90.00	\$	10,275.00	239,075.00
039	HEROICA CIUDAD DE HUANAPAM DE LEON	6,873,622.00	2,759,642.00	114,166.00	698,695.00	185,935.00	56,332.00	197,782.00	12,933.00	9,686.00	\$	580,556.00	11,489,569.00
040	HUAUTLA DE JIMENEZ	317,229.00	65,007.00	5,660.00	28,360.00	14,509.00	2,248.00	9,549.00	759.00	308.00	\$	-	443,629.00
041	HUAUTLA DE JIMENEZ	1,654,121.00	669,936.00	28,655.00	140,715.00	79,074.00	11,700.00	46,430.00	3,956.00	1,457.00	\$	-	2,609,544.00
042	IXTLAN DE JUAREZ	587,565.00	180,117.00	10,304.00	58,665.00	19,751.00	4,672.00	17,439.00	1,215.00	763.00	\$	26,806.00	906,497.00
043	HEROICA CIUDAD DE JUCHITAN DE ZARAGOZA	7,691,757.00	2,585,236.00	137,632.00	818,977.00	269,165.00	64,652.00	248,945.00	12,994.00	11,272.00	\$	-	11,840,630.00
044	LOMA BONITA	3,173,866.00	1,658,115.00	52,776.00	284,945.00	96,677.00	22,938.00	79,856.00	6,513.00	3,340.00	\$	190,431.00	5,569,107.00
045	MAGDALENA APASCO	486,185.00	314,467.00	9,224.00	60,522.00	18,764.00	4,729.00	19,437.00	667.00	940.00	\$	-	914,935.00
046	MAGDALENA JALTEPEC	318,667.00	132,334.00	5,406.00	29,220.00	6,884.00	2,353.00	7,238.00	749.00	350.00	\$	10,333.00	513,574.00
047	SANTA MAGDALENA JUCOTLAN	49,204.00	30,248.00	933.00	3,410.00	191.00	266.00	282.00	170.00	16.00	\$	10,269.00	90,989.00
048	MAGDALENA MIXTEPEC	127,943.00	67,723.00	2,302.00	9,756.00	3,318.00	771.00	2,203.00	362.00	74.00	\$	-	214,452.00
049	MAGDALENA OCOTLAN	104,052.00	56,930.00	1,873.00	7,853.00	2,764.00	621.00	1,774.00	299.00	57.00	\$	-	176,223.00
050	MAGDALENA PERASCO	241,813.00	77,567.00	4,119.00	19,861.00	8,694.00	1,595.00	5,801.00	607.00	195.00	\$	-	360,232.00
051	MAGDALENA TEITIPAC	298,341.00	164,659.00	5,469.00	28,661.00	10,869.00	2,255.00	8,618.00	669.00	339.00	\$	24,565.00	544,445.00

I. Importe de las participaciones pagadas a los municipios del Estado de Oaxaca correspondiente al mes de JULIO, INCLUYE EL SEGUNDO AJUSTE TRIMESTRAL DEL FONDO DE FISCALIZACIÓN Y RECAUDACION EJERCICIO 2022

Clave de Municipio	Municipio	FONDO GENERAL DE PARTICIPACIONES	FONDO DE FOMENTO MUNICIPAL	FONDO DE IMPUESTOS ESPECIALES SOBRE PRODUCCION Y SERVICIOS	FONDO DE FISCALIZACION Y RECAUDACION	FONDO DE COMPENSACION	IMPUESTO SOBRE AUTOMOVILES NUEVOS	IMPUESTO A LAS VENTAS FINALES DE GASOLINAS Y DIESEL	FONDO DE COMPENSACION DEL IMPUESTO SOBRE AUTOMOVILES NUEVOS ISAN	ISR ARTICULO 126	ISR 3-8	Hidrocarburos	total
052	MAGDALENA TEQUISISTLAN	403,403.00	144,089.00	5,716.00	33,462.00	14,069.00	2,877.00	10,667.00	851.00	414.00	\$ 155,868.00	-	771,416.00
053	MAGDALENA TLACOTEPEC	328,631.00	184,861.00	5,089.00	27,347.00	3,064.00	1,749.00	2,426.00	1,049.00	98.00	\$ 38,421.00	-	568,730.00
054	MAGDALENA ZAHUATLAN	80,028.00	45,703.00	1,397.00	5,993.00	950.00	479.00	959.00	229.00	45.00	\$ -	-	135,783.00
055	MARISCALA DE JUAREZ	289,905.00	110,759.00	5,402.00	31,219.00	8,785.00	2,446.00	8,907.00	542.00	423.00	\$ -	-	458,388.00
056	MARTIRES DE TACUBAYA	110,163.00	39,322.00	1,972.00	8,485.00	3,370.00	672.00	2,117.00	310.00	66.00	\$ -	-	166,477.00
057	MATIAS ROMERO AVENDAÑO	2,945,685.00	1,051,372.00	47,708.00	279,897.00	89,988.00	22,633.00	81,379.00	5,231.00	3,620.00	\$ -	58,996.00	4,589,509.00
058	MAZATLAN VILLA DE FLORES	641,922.00	98,433.00	11,233.00	55,928.00	29,143.00	4,457.00	18,750.00	1,547.00	594.00	\$ -	-	862,007.00
059	MAHUATLAN DE PORFIRIO DIAZ	2,752,136.00	1,365,357.00	47,002.00	261,062.00	118,445.00	20,748.00	86,656.00	5,223.00	3,259.00	\$ -	-	4,659,888.00
060	MIXTLAN DE LA REFORMA	183,905.00	67,517.00	3,020.00	13,796.00	5,788.00	1,119.00	3,662.00	462.00	116.00	\$ -	-	279,385.00
061	MONJAS	244,043.00	142,398.00	4,003.00	18,321.00	6,677.00	1,483.00	4,518.00	590.00	154.00	\$ -	-	422,187.00
062	NATIVIDAD	85,559.00	44,548.00	1,550.00	6,727.00	1,178.00	531.00	1,463.00	242.00	55.00	\$ -	-	141,533.00
063	NAZARENO ETLA	188,883.00	100,455.00	3,488.00	19,542.00	10,193.00	1,541.00	7,084.00	422.00	756.00	\$ 13,321.00	-	345,185.00
064	NEJAPA DE MADERO	415,900.00	221,807.00	7,257.00	38,239.00	19,912.00	3,051.00	13,191.00	956.00	446.00	\$ -	-	720,759.00
065	NIXPANTEPEC	127,189.00	85,942.00	2,214.00	9,126.00	2,504.00	729.00	1,730.00	365.00	61.00	\$ -	-	229,860.00
066	NIIEVES SANTIAGO NIITEPEC	438,990.00	329,394.00	6,694.00	34,104.00	12,555.00	2,876.00	9,256.00	1,050.00	351.00	\$ -	-	835,210.00
067	OAXACA DE JUAREZ	41,696,531.00	17,165,934.00	739,494.00	4,147,492.00	647,115.00	316,643.00	971,180.00	75,605.00	54,527.00	\$ 5,392,516.00	-	74,209,037.00
068	OCOTLAN DE MORELOS	1,504,700.00	606,367.00	27,989.00	166,231.00	55,821.00	13,056.00	51,677.00	2,858.00	2,329.00	\$ -	-	2,431,030.00
069	LA PE	175,474.00	76,056.00	3,197.00	15,216.00	7,111.00	1,199.00	4,635.00	444.00	152.00	\$ -	-	283,484.00
070	PINOTEPA DE DON LUIS	329,004.00	175,115.00	5,790.00	30,256.00	14,958.00	2,405.00	10,131.00	737.00	349.00	\$ 56.00	-	568,801.00
071	PLUMA HIDALGO	321,904.00	237,399.00	5,776.00	24,604.00	7,532.00	1,946.00	5,279.00	895.00	187.00	\$ 50,270.00	-	655,732.00
072	SAN JOSE DEL PROGRESO	930,933.00	155,558.00	21,146.00	152,388.00	13,758.00	11,578.00	43,158.00	740.00	2,667.00	\$ -	-	1,336,956.00
073	POTLA VILLA DE GUERRERO	1,721,837.00	704,611.00	30,034.00	166,617.00	81,440.00	13,235.00	57,525.00	3,672.00	2,089.00	\$ 182,610.00	-	2,963,740.00
074	SANTA CATARINA QUIQUITANI	98,704.00	55,332.00	1,793.00	6,429.00	1,073.00	507.00	701.00	318.00	23.00	\$ -	-	167,257.00
075	REFORMA DE PINEDA	338,844.00	162,225.00	4,379.00	20,306.00	6,272.00	1,804.00	4,084.00	757.00	136.00	\$ -	-	538,607.00
076	LA REFORMA	209,857.00	143,813.00	3,577.00	17,690.00	7,599.00	1,420.00	5,343.00	507.00	182.00	\$ -	-	390,388.00
077	REYES ETLA	239,472.00	109,768.00	4,200.00	23,261.00	10,705.00	1,851.00	7,635.00	498.00	291.00	\$ 33,194.00	-	430,475.00
078	ROIAS DE CUAUHTEMOC	143,809.00	57,255.00	2,468.00	13,312.00	5,184.00	1,060.00	9,242.00	277.00	156.00	\$ 8,795.00	-	233,460.00
079	SAN JUAN CRUZ	8,194,021.00	2,119,564.00	145,143.00	935,626.00	300,847.00	74,907.00	263,244.00	14,641.00	14,104.00	\$ 3,078,521.00	-	15,040,518.00
080	SAN AGUSTIN AMATENGO	120,724.00	57,459.00	2,184.00	9,434.00	3,708.00	745.00	2,364.00	339.00	75.00	\$ 11,538.00	-	208,570.00
081	SAN AGUSTIN ATENANGO	131,953.00	53,454.00	2,301.00	10,368.00	4,361.00	827.00	2,784.00	351.00	89.00	\$ -	-	206,486.00

I. Importe de las participaciones pagadas a los municipios del Estado de Oaxaca correspondiente al mes de Julio, INCLUYE EL SEGUNDO AJUSTE TRIMESTRAL DEL FONDO DE FISCALIZACIÓN Y RECAUDACIÓN EJERCICIO 2022

Clave de Municipio	Municipio	FONDO GENERAL DE PARTICIPACIONES	FONDO DE FOMENTO MUNICIPAL	FONDO DE IMPUESTOS ESPECIALES SOBRE PRODUCCION Y SERVICIOS	FONDO DE FISCALIZACION Y RECAUDACION	FONDO DE COMPENSACION	IMPUESTO SOBRE AUTOMOVILES NUEVOS	IMPUESTO A LAS VENTAS FINALES DE GASOLINAS Y DIESEL	FONDO DE COMPENSACION DEL IMPUESTO SOBRE AUTOMOVILES NUEVOS ISAN	ISR ARTICULO 126	ISR 3-B	Hidrocarburos	total
082	SAN AGUSTIN CHAYUCO	239,480.00	88,031.00	4,277.00	20,776.00	9,729.00	1,646.00	6,899.00	590.00	214.00	\$ 13,174.00	-	384,916.00
083	SAN AGUSTIN DE LAS JUNTAS	450,539.00	225,985.00	8,560.00	54,228.00	27,095.00	4,235.00	20,674.00	689.00	816.00	\$ 43,469.00	-	836,290.00
084	SAN AGUSTIN DE TLAXIACA	262,981.00	98,810.00	4,430.00	25,734.00	9,925.00	2,064.00	8,075.00	492.00	336.00	\$ -	-	412,847.00
085	SAN AGUSTIN DE LIXIACA	1,039,679.00	220,785.00	18,911.00	107,466.00	59,943.00	8,475.00	41,243.00	2,079.00	1,415.00	\$ -	-	1,489,996.00
086	SAN AGUSTIN DE TLACOTEPEC	115,785.00	56,960.00	2,148.00	10,670.00	2,413.00	839.00	2,464.00	290.00	117.00	\$ -	-	151,686.00
087	SAN AGUSTIN DE YATARENI	230,418.00	185,987.00	4,185.00	23,328.00	12,890.00	1,840.00	8,709.00	471.00	299.00	\$ -	-	488,127.00
088	SAN ANDRES CABECERA NUEVA	200,392.00	73,261.00	3,493.00	16,180.00	6,699.00	1,281.00	4,357.00	540.00	143.00	\$ 8,506.00	-	314,952.00
089	SAN ANDRES DE DINCULIITI	139,719.00	38,414.00	2,470.00	11,455.00	5,426.00	910.00	3,385.00	360.00	106.00	\$ -	-	202,245.00
090	SAN ANDRES DE HUAYALTEPEC	349,414.00	141,774.00	5,918.00	31,750.00	14,484.00	2,545.00	10,303.00	738.00	373.00	\$ -	-	557,299.00
091	SAN ANDRES DE HUAYAPAM	384,429.00	241,358.00	7,884.00	48,129.00	15,040.00	3,721.00	15,100.00	777.00	721.00	\$ 87,257.00	-	804,416.00
092	SAN ANDRES DE JIXTLAHUACA	139,948.00	74,401.00	2,520.00	11,899.00	4,177.00	943.00	5,082.00	373.00	117.00	\$ -	-	237,460.00
093	SAN ANDRES DE LAGUNAS	74,250.00	34,633.00	1,306.00	5,649.00	1,220.00	450.00	1,037.00	208.00	44.00	\$ 2,648.00	-	121,445.00
094	SAN ANDRES DE NUXIÑO	140,725.00	75,716.00	2,443.00	10,915.00	4,337.00	873.00	2,799.00	378.00	92.00	\$ -	-	238,278.00
095	SAN ANDRES DE FAXTLAN	263,945.00	171,797.00	4,751.00	23,542.00	10,550.00	1,861.00	7,257.00	634.00	252.00	\$ 5,357.00	-	489,946.00
096	SAN ANDRES DE SINAXTLA	100,715.00	34,655.00	1,629.00	8,517.00	1,789.00	689.00	1,897.00	137.00	93.00	\$ -	-	150,181.00
097	SAN ANDRES DE SOLAGA	129,883.00	77,591.00	2,330.00	10,930.00	4,148.00	865.00	2,920.00	336.00	105.00	\$ 5,854.00	-	234,962.00
098	SAN ANDRES DE TEOTILALPAM	248,130.00	52,579.00	4,389.00	20,588.00	9,838.00	1,638.00	6,228.00	652.00	197.00	\$ -	-	344,239.00
099	SAN ANDRES DE TEPETLAPA	108,943.00	59,626.00	1,984.00	6,837.00	880.00	599.00	563.00	362.00	18.00	\$ -	-	179,752.00
100	SAN ANDRES DE YAA	94,849.00	49,830.00	1,722.00	6,079.00	913.00	479.00	596.00	309.00	20.00	\$ 8,590.00	-	163,381.00
101	SAN ANDRES DE ZABACHE	108,665.00	52,788.00	1,966.00	7,462.00	1,734.00	588.00	1,137.00	335.00	37.00	\$ 5,011.00	-	179,723.00
102	SAN ANDRES DE ZAUTLA	227,328.00	99,785.00	4,060.00	22,189.00	12,515.00	1,759.00	8,215.00	491.00	275.00	\$ -	-	418,310.00
103	SAN ANTONINO DE CASTILLO VELASCO	450,256.00	206,874.00	8,990.00	49,310.00	14,073.00	3,845.00	14,025.00	1,224.00	655.00	\$ 41,093.00	-	749,232.00
104	SAN ANTONINO DE ALTO	240,839.00	99,762.00	3,811.00	18,773.00	6,321.00	1,545.00	4,763.00	621.00	183.00	\$ -	-	376,618.00
105	SAN ANTONINO DE MONTE VERDE	341,993.00	61,279.00	6,114.00	31,398.00	18,014.00	2,486.00	11,290.00	752.00	356.00	\$ -	-	473,712.00
106	SAN ANTONIO DE ACUTLA	92,347.00	32,859.00	1,826.00	10,007.00	585.00	774.00	1,991.00	196.00	131.00	\$ 3,095.00	-	143,811.00
107	SAN ANTONIO DE LA CAL	953,315.00	357,668.00	15,173.00	90,901.00	62,450.00	7,427.00	38,483.00	1,814.00	1,208.00	\$ 60,077.00	-	1,588,516.00
108	SAN ANTONIO DE HUIITEPEC	253,074.00	75,095.00	4,471.00	22,449.00	6,855.00	1,784.00	5,776.00	598.00	243.00	\$ 6,277.00	-	374,622.00

i. Importe de las participaciones pagadas a los municipios del Estado de Oaxaca correspondiente al mes de JULIO, INCLUYE EL SEGUNDO AJUSTE TRIMESTRAL DEL FONDO DE FISCALIZACIÓN Y RECAUDACION EJERCICIO 2022

Clave de Municipio	Municipio	FONDO GENERAL DE PARTICIPACIONES	FONDO DE FOMENTO MUNICIPAL	FONDO DE IMPUESTOS ESPECIALES SOBRE PRODUCCION Y SERVICIOS	FONDO DE FISCALIZACION Y RECAUDACION	FONDO DE COMPENSACION	IMPUESTO SOBRE AUTOMOVILES NUEVOS	IMPUESTO A LAS VENTAS FINALES DE GASOLINAS Y DIESEL	FONDO DE COMPENSACION DEL IMPUESTO SOBRE AUTOMOVILES NUEVOS, ISAN	ISR ARTICULO 126	ISR 3-B	Hidrocarburos	total
109	SAN ANTONIO NANAHUATIPAM	93,235.00	43,650.00	1,667.00	7,419.00	2,903.00	588.00	1,896.00	253.00	63.00	\$	-	151,674.00
110	SAN ANTONIO SINICAHUA	159,394.00	52,870.00	2,841.00	13,144.00	3,820.00	1,041.00	3,060.00	402.00	122.00	\$	-	239,894.00
111	SAN ANTONIO TEPETLAPA	283,746.00	84,710.00	4,632.00	22,792.00	11,248.00	1,845.00	7,137.00	639.00	224.00	\$	-	416,973.00
112	SAN BALTAZAR CHICHICAPAM	341,862.00	176,935.00	5,944.00	23,646.00	6,029.00	1,890.00	4,028.00	1,000.00	137.00	\$	-	551,471.00
113	SAN BALTAZAR LOXICHA	222,939.00	153,329.00	3,619.00	17,051.00	7,434.00	1,393.00	4,753.00	587.00	154.00	\$	-	420,991.00
114	SAN BALTAZAR YAIZACHIEL BAJO	85,849.00	40,785.00	1,552.00	6,080.00	1,382.00	481.00	1,045.00	264.00	35.00	\$	9,732.00	141,323.00
115	SAN BARTOLO COYOTEPEC	457,874.00	285,776.00	8,256.00	50,594.00	24,637.00	4,005.00	18,599.00	843.00	725.00	\$	3,550.00	859,582.00
116	SAN BARTOLOME AYAUTLA	237,722.00	60,383.00	4,239.00	20,174.00	9,519.00	1,600.00	6,176.00	603.00	199.00	\$	8,273.00	340,615.00
117	SAN BARTOLOME LOXICHA	167,423.00	94,860.00	2,994.00	13,797.00	5,130.00	1,093.00	3,594.00	436.00	128.00	\$	10,826.00	300,281.00
118	SAN BARTOLOME OJIALANA	405,320.00	139,867.00	6,590.00	34,197.00	5,567.00	2,783.00	7,094.00	956.00	373.00	\$	46,381.00	649,128.00
119	SAN BARTOLOME YUCUANE	86,912.00	44,889.00	1,624.00	6,226.00	1,719.00	488.00	1,090.00	279.00	35.00	\$	3,555.00	146,817.00
120	SAN BARTOLOME ZOOGOCHO	93,705.00	53,654.00	1,727.00	6,649.00	1,055.00	522.00	878.00	290.00	37.00	\$	3,086.00	161,693.00
121	SAN BARTOLO SOYALTEPEC	95,890.00	42,753.00	1,747.00	7,054.00	1,401.00	556.00	1,131.00	287.00	46.00	\$	2,426.00	153,291.00
122	SAN BARTOLO YAUTEPEC	85,230.00	47,991.00	1,515.00	6,500.00	1,534.00	517.00	1,233.00	246.00	50.00	\$	2,918.00	147,194.00
123	SAN BERNARDO MIXTEPEC	165,492.00	88,389.00	2,893.00	13,799.00	6,610.00	1,102.00	4,214.00	427.00	135.00	\$	5,403.00	289,464.00
124	SAN BLAS ATEMPA	972,851.00	351,469.00	17,166.00	100,872.00	45,356.00	8,024.00	35,168.00	1,941.00	1,369.00	\$	57,206.00	1,591,422.00
125	SAN CARLOS YAUTEPEC	609,631.00	223,527.00	10,458.00	53,940.00	26,977.00	4,313.00	17,941.00	1,363.00	599.00	\$	14,069.00	962,818.00
126	SAN CRISTOBAL AMATLAN	269,552.00	172,052.00	4,744.00	23,752.00	12,458.00	1,889.00	8,002.00	642.00	255.00	\$	-	493,346.00
127	SAN CRISTOBAL AMOLTEPEC	140,848.00	49,627.00	2,427.00	10,509.00	2,906.00	839.00	2,138.00	379.00	80.00	\$	5,645.00	215,385.00
128	SAN CRISTOBAL LACHIRIAG	116,339.00	82,376.00	2,109.00	8,850.00	3,163.00	703.00	2,029.00	364.00	66.00	\$	-	220,811.00
129	SAN CRISTOBAL SUCHITLALHUACA	150,612.00	82,451.00	2,209.00	12,322.00	843.00	1,021.00	2,209.00	273.00	140.00	\$	-	252,080.00
130	SAN DIONISIO DEL MAR	345,762.00	127,568.00	6,200.00	28,715.00	11,975.00	2,273.00	8,009.00	899.00	269.00	\$	58,086.00	589,756.00
131	SAN DIONISIO OCOTLAN	664,059.00	230,513.00	11,464.00	55,962.00	26,541.00	4,478.00	17,304.00	1,644.00	568.00	\$	15,277.00	1,027,810.00
132	SAN DIONISIO OCOTLAN	149,984.00	64,660.00	2,560.00	12,214.00	3,239.00	980.00	2,756.00	372.00	117.00	\$	-	236,882.00
133	SAN ESTEBAN ATATLALHUACA	250,809.00	101,804.00	4,578.00	22,530.00	9,124.00	1,777.00	6,583.00	630.00	241.00	\$	-	398,076.00
134	SAN FELIPE JALAPA DE DIAZ	1,168,763.00	684,893.00	20,646.00	113,908.00	65,644.00	9,045.00	43,296.00	2,444.00	1,424.00	\$	-	2,110,063.00

I. Importe de las participaciones pagadas a los municipios del Estado de Oaxaca correspondiente al mes de JULIO, INCLUYE EL SEGUNDO AJUSTE TRIMESTRAL DEL FONDO DE FISCALIZACIÓN Y RECAUDACIÓN EJERCICIO 2022.

Clave de Municipio	Municipio	FONDO GENERAL DE PARTICIPACIONES	FONDO DE FOMENTO MUNICIPAL	FONDO DE IMPUESTOS ESPECIALES SOBRE PRODUCCIÓN Y SERVICIOS	FONDO DE FISCALIZACIÓN Y RECAUDACIÓN	FONDO DE COMPENSACIÓN N	IMPUESTO SOBRE AUTOMÓVILES NUEVOS	IMPUESTO A LAS VENTAS FINALES DE GASOLINAS Y DIESEL	FONDO DE COMPENSACIÓN N DEL IMPUESTO SOBRE AUTOMÓVILES NUEVOS ISAN	ISR ARTICULO 126	ISR 3-8	Hydrocarburos	total
135	SAN FELIPE TEJALAPAM	342,021.00	116,043.00	6,255.00	35,493.00	19,320.00	2,799.00	13,257.00	686.00	467.00	\$ 51,512.00	-	587,807.00
136	SAN FELIPE USILA	594,888.00	357,972.00	10,436.00	55,007.00	28,521.00	4,373.00	18,956.00	1,306.00	641.00	\$ 139,397.00	-	1,211,697.00
137	SAN FRANCISCO CAHUACUA	277,250.00	142,671.00	4,932.00	25,842.00	7,994.00	2,057.00	7,025.00	683.00	303.00	\$ 6,234.00	-	474,991.00
138	SAN FRANCISCO CAJONOS	80,787.00	37,073.00	1,548.00	6,904.00	1,059.00	597.00	1,237.00	231.00	63.00	\$ -	-	129,439.00
139	SAN FRANCISCO CHAPULAPA	167,546.00	53,529.00	3,014.00	13,069.00	5,088.00	1,034.00	3,270.00	457.00	105.00	\$ -	-	247,122.00
140	SAN FRANCISCO CHINDUA	75,899.00	42,259.00	1,382.00	5,911.00	1,312.00	466.00	1,312.00	216.00	46.00	\$ 454.00	-	129,857.00
141	SAN FRANCISCO DEL MAR	450,835.00	238,197.00	8,482.00	47,027.00	20,223.00	3,679.00	15,607.00	936.00	609.00	\$ -	-	785,595.00
142	SAN FRANCISCO HUEHUETLAN	100,083.00	40,048.00	1,765.00	6,992.00	1,950.00	553.00	1,237.00	300.00	39.00	\$ -	-	152,907.00
143	SAN FRANCISCO IXTLIATLAN	701,733.00	243,659.00	11,820.00	69,892.00	22,300.00	5,691.00	20,825.00	1,379.00	945.00	\$ 161,665.00	-	1,239,919.00
144	SAN FRANCISCO JALTEPETONGO	86,061.00	43,565.00	1,537.00	6,593.00	2,511.00	519.00	1,577.00	253.00	50.00	\$ -	-	142,606.00
145	SAN FRANCISCO LACHIGOLLO	317,094.00	118,293.00	5,558.00	33,545.00	12,382.00	2,683.00	10,788.00	681.00	470.00	\$ 35,999.00	-	536,893.00
146	SAN FRANCISCO LOGUECHE	195,621.00	108,272.00	3,490.00	15,947.00	6,510.00	1,266.00	4,324.00	578.00	145.00	\$ -	-	336,103.00
147	SAN FRANCISCO NUXAÑO	124,839.00	66,806.00	2,233.00	9,910.00	885.00	785.00	1,460.00	336.00	84.00	\$ 2,831.00	-	210,169.00
148	SAN FRANCISCO OZOLOTEPEC	185,120.00	91,840.00	3,043.00	13,698.00	5,064.00	1,104.00	3,308.00	457.00	109.00	\$ -	-	303,683.00
149	SAN FRANCISCO SOLA	136,509.00	77,891.00	2,411.00	11,238.00	4,880.00	896.00	3,136.00	369.00	106.00	\$ 6,138.00	-	243,376.00
150	SAN FRANCISCO TELIXTLAHUACA	533,790.00	95,608.00	9,154.00	52,596.00	32,881.00	4,199.00	20,914.00	1,009.00	683.00	\$ -	-	750,834.00
151	SAN FRANCISCO TEOCAN	64,949.00	30,075.00	1,162.00	4,164.00	729.00	330.00	456.00	207.00	14.00	\$ -	-	102,088.00
152	SAN FRANCISCO TLAPANCINGO	150,129.00	48,240.00	2,716.00	12,611.00	5,665.00	996.00	3,703.00	392.00	120.00	\$ -	-	224,572.00
153	SAN GABRIEL MIXTEPEC	236,041.00	47,176.00	4,171.00	20,907.00	11,530.00	1,662.00	7,193.00	564.00	326.00	\$ -	-	329,470.00
154	SAN ILDEFONSO AMIATLAN	200,659.00	94,586.00	3,542.00	16,751.00	5,439.00	1,333.00	4,167.00	520.00	162.00	\$ -	-	327,159.00
155	SAN ILDEFONSO SOLA	117,747.00	61,545.00	2,148.00	8,944.00	2,440.00	705.00	1,772.00	341.00	65.00	\$ -	-	195,707.00
156	SAN ILDEFONSO VILLA ALTA	237,146.00	95,220.00	4,442.00	22,694.00	8,658.00	1,782.00	6,664.00	589.00	263.00	\$ 7,604.00	-	385,062.00
157	SAN JACINTO AMILPAS	1,221,773.00	393,049.00	20,899.00	131,214.00	40,318.00	10,503.00	39,912.00	2,173.00	1,892.00	\$ 137,363.00	-	1,999,090.00
158	SAN JACINTO TLACOTEPEC	210,443.00	99,939.00	4,121.00	21,109.00	5,212.00	1,645.00	5,317.00	571.00	259.00	\$ -	-	358,385.00
159	SAN JERONIMO COATLAN	284,302.00	78,386.00	4,935.00	25,157.00	12,829.00	2,007.00	8,399.00	651.00	276.00	\$ 9,779.00	-	412,542.00
160	SAN JERONIMO SILACAYAPILLA	143,872.00	64,766.00	2,366.00	10,973.00	3,355.00	899.00	2,503.00	359.00	96.00	\$ 9,365.00	-	239,544.00
161	SAN JERONIMO FOSOLA	175,881.00	51,482.00	3,157.00	14,462.00	6,385.00	1,144.00	4,093.00	463.00	131.00	\$ -	-	257,199.00

*[Handwritten signature]*

I. Importe de las participaciones pagadas a los municipios del Estado de Oaxaca correspondiente al mes de JULIO, INCLUYE EL SEGUNDO AJUSTE TRIMESTRAL DEL FONDO DE FISCALIZACIÓN Y RECAUDACION EJERCICIO 2022

Clave de Municipio	Municipio	FONDO GENERAL DE PARTICIPACIONES	FONDO DE FOMENTO MUNICIPAL	FONDO DE IMPUESTOS ESPECIALES SOBRE PRODUCCION Y SERVICIOS	FONDO DE FISCALIZACION Y RECAUDACION	FONDO DE COMPENSACION N	IMPUESTO SOBRE AUTOMOVILES NUEVOS	IMPUESTO A LAS VENTAS FINALES DE GASOLINAS Y DIESEL	FONDO DE COMPENSACION DEL IMPUESTO SOBRE AUTOMOVILES NUEVOS ISAN	ISR ARTICULO 126	ISR 3-B	Hidrocarburos	total
162	SAN JERONIMO TAVICHE	136,618.00	42,706.00	2,399.00	11,140.00	4,730.00	886.00	3,119.00	346.00	103.00	\$ 10,395.00	-	212,442.00
163	SAN JERONIMO TECOATL	122,735.00	90,691.00	2,176.00	9,391.00	3,665.00	746.00	2,322.00	341.00	73.00	\$ 5,800.00	-	237,940.00
164	SAN JORGE NUCHITA	179,751.00	49,836.00	3,163.00	14,742.00	6,708.00	1,174.00	4,296.00	466.00	138.00	\$ -	-	260,256.00
165	SAN JOSE	133,233.00	99,512.00	2,359.00	10,581.00	3,799.00	839.00	2,906.00	350.00	91.00	\$ -	-	253,370.00
166	SAN JOSE ATUQUILA	591,570.00	228,367.00	10,852.00	58,685.00	26,558.00	4,618.00	19,394.00	1,277.00	727.00	\$ -	-	942,048.00
167	SAN JOSE DEL CHILTEPEC	153,091.00	88,109.00	2,789.00	13,677.00	4,987.00	1,077.00	3,775.00	373.00	145.00	\$ 12,582.00	-	280,605.00
168	PEÑASCO SAN JOSE ESTANCIA	93,207.00	38,140.00	1,676.00	6,737.00	2,183.00	555.00	1,376.00	276.00	43.00	\$ -	-	144,189.00
169	SAN JOSE GRANDE	747,026.00	92,530.00	4,427.00	20,628.00	9,614.00	1,533.00	6,223.00	638.00	196.00	\$ -	-	382,921.00
170	SAN JOSE INDEPENDENCIA	290,472.00	93,214.00	4,475.00	21,050.00	8,444.00	1,733.00	5,517.00	657.00	177.00	\$ 20,688.00	-	446,427.00
171	SAN JOSE LACHIGUIRI	878,421.00	237,590.00	15,622.00	82,017.00	40,361.00	6,506.00	28,240.00	1,986.00	939.00	\$ -	-	1,291,702.00
172	SAN JOSE TENANGO	49,716.00	24,504.00	927.00	4,052.00	963.00	317.00	811.00	139.00	34.00	\$ -	-	81,463.00
173	SAN JOSE ATEPEC	126,693.00	62,566.00	2,199.00	10,610.00	3,423.00	847.00	2,660.00	312.00	106.00	\$ 6,626.00	-	216,042.00
174	SAN JOSE ANIMAS TRUJANO	243,319.00	119,353.00	4,423.00	26,187.00	10,841.00	2,064.00	8,756.00	441.00	362.00	\$ -	-	413,746.00
175	SAN JOSE BAUTISTA	127,134.00	59,659.00	2,249.00	9,451.00	3,330.00	751.00	2,123.00	365.00	66.00	\$ -	-	207,305.00
176	ALAILAHUICA SAN JOSE BAUTISTA	231,275.00	87,580.00	4,029.00	18,035.00	6,349.00	1,443.00	4,372.00	639.00	153.00	\$ 2,177.00	-	353,875.00
177	COXILAHUACA SAN JOSE BAUTISTA	595,532.00	155,000.00	10,016.00	55,141.00	24,436.00	4,327.00	18,337.00	1,172.00	708.00	\$ -	-	881,678.00
178	CUICATLAN SAN JOSE BAUTISTA	280,549.00	69,039.00	4,823.00	26,630.00	15,843.00	2,128.00	10,087.00	580.00	323.00	\$ -	-	410,008.00
179	GUELACHE SAN JOSE BAUTISTA	140,301.00	76,035.00	2,562.00	11,731.00	3,392.00	925.00	2,699.00	378.00	109.00	\$ -	-	244,262.00
180	JAYACATLAN SAN JOSE BAUTISTA LO DE SOTO	151,027.00	63,976.00	2,708.00	12,339.00	5,497.00	992.00	3,565.00	394.00	117.00	\$ 6,130.00	-	240,815.00
181	SAN JOSE BAUTISTA SUCHITEPEC	82,215.00	42,446.00	1,468.00	5,911.00	1,061.00	469.00	889.00	241.00	37.00	\$ -	-	134,737.00
182	SAN JOSE BAUTISTA TLACOATZINTEPEC	194,002.00	49,493.00	3,777.00	20,672.00	5,052.00	1,604.00	5,476.00	408.00	267.00	\$ -	-	280,751.00
183	SAN JOSE BAUTISTA TLACHICILCO	130,788.00	72,300.00	2,338.00	10,273.00	3,441.00	814.00	2,393.00	360.00	85.00	\$ -	-	222,792.00

I. Importe de las participaciones pagadas a los municipios del Estado de Oaxaca correspondiente al mes de JULIO, INCLUYE EL SEGUNDO AJUSTE TRIMESTRAL DEL FONDO DE FISCALIZACIÓN Y RECAUDACIÓN EJERCICIO 2022

Clave de Municipio	Municipio	FONDO GENERAL DE PARTICIPACIONES	FONDO DE FOMENTO MUNICIPAL	FONDO DE IMPUESTOS ESPECIALES SOBRE PRODUCCION Y SERVICIOS	FONDO DE FISCALIZACION Y RECAUDACION	FONDO DE COMPENSACION	IMPUESTO SOBRE AUTOMOVILES NUEVOS	IMPUESTO A LAS VENTAS FINALES DE GASOLINAS Y DIESEL	FONDO DE COMPENSACION DEL IMPUESTO SOBRE AUTOMOVILES NUEVOS ISAN	ISR ARTICULO 126	ISR 3-8	Hydrocarburos	total
184	SAN JUAN BAUTISTA	15,844,860.00	7,355,191.00	260,563.00	1,557,329.00	377,706.00	125,363.00	417,245.00	27,189.00	20,786.00	\$ 1,494,346.00	232,134.00	27,712,712.00
185	IIXTEPEC	412,448.00	129,794.00	7,342.00	38,613.00	20,963.00	3,062.00	13,662.00	928.00	453.00	\$ -	-	721,470.00
186	CACAHUATEPEC	96,533.00	56,580.00	1,745.00	6,468.00	1,229.00	510.00	830.00	305.00	29.00	\$ 94,205.00	-	190,573.00
187	SAN JUAN CIENEGUILLA	153,932.00	49,842.00	2,665.00	11,353.00	4,197.00	910.00	2,653.00	435.00	83.00	\$ -	-	276,068.00
188	COATZACOPEC	443,707.00	70,057.00	7,938.00	42,735.00	22,273.00	3,384.00	15,139.00	966.00	520.00	\$ -	-	606,719.00
189	COLORADO	137,406.00	67,773.00	3,750.00	20,210.00	7,193.00	1,578.00	6,069.00	431.00	253.00	\$ -	-	310,194.00
190	COMALTEPEC	1,044,472.00	157,871.00	18,642.00	101,387.00	52,282.00	8,031.00	35,841.00	2,231.00	1,249.00	\$ 5,531.00	246,539.00	1,686,585.00
191	COTZOCON	47,326.00	25,599.00	874.00	3,376.00	697.00	266.00	510.00	153.00	19.00	\$ -	-	78,820.00
192	CHICOMEZUCHIL	138,071.00	75,311.00	2,544.00	13,154.00	3,610.00	1,037.00	3,372.00	333.00	154.00	\$ -	-	237,586.00
193	CHILATECA	206,184.00	86,092.00	4,156.00	25,016.00	6,623.00	1,932.00	7,941.00	372.00	366.00	\$ -	-	338,087.00
194	SAN JUAN DEL RIO	161,689.00	68,777.00	2,629.00	12,574.00	3,231.00	1,030.00	2,764.00	445.00	118.00	\$ -	-	256,817.00
195	SAN JUAN DIUXI	165,953.00	73,377.00	2,869.00	12,583.00	2,431.00	1,014.00	2,272.00	497.00	102.00	\$ 3,550.00	-	261,098.00
196	SAN JUAN EVANGELISTA	109,000.00	38,830.00	2,251.00	12,436.00	962.00	953.00	2,617.00	225.00	167.00	\$ -	-	169,037.00
197	ANALCO	308,447.00	141,579.00	5,469.00	29,293.00	7,706.00	2,326.00	7,563.00	684.00	352.00	\$ -	-	503,419.00
198	GUELVAVIA	1,425,483.00	875,682.00	25,249.00	142,248.00	69,098.00	11,276.00	49,902.00	2,806.00	1,828.00	\$ -	-	2,643,572.00
199	SAN JUAN GUICHICOVI	89,780.00	42,538.00	1,594.00	5,881.00	1,143.00	468.00	747.00	280.00	24.00	\$ -	-	142,455.00
200	IHUATEPEC	224,916.00	57,662.00	3,971.00	18,464.00	8,573.00	1,468.00	5,455.00	584.00	173.00	\$ -	-	341,266.00
201	JUQUILA MIXES	133,834.00	37,977.00	2,423.00	11,059.00	4,387.00	873.00	2,954.00	355.00	101.00	\$ -	-	193,963.00
202	JUQUILA VIANOS	264,419.00	148,538.00	4,630.00	23,224.00	10,679.00	1,848.00	7,234.00	616.00	249.00	\$ 10,900.00	-	472,357.00
203	SAN JUAN LACHAGALLA	215,230.00	63,009.00	3,856.00	17,693.00	8,163.00	1,402.00	5,180.00	571.00	163.00	\$ -	-	315,267.00
204	LAJARGA	75,835.00	38,133.00	1,326.00	5,641.00	1,490.00	450.00	1,098.00	209.00	42.00	\$ -	-	124,224.00
205	SAN JUAN LALANA	855,268.00	537,095.00	15,240.00	80,722.00	39,276.00	6,420.00	27,152.00	1,900.00	947.00	\$ 15,786.00	35,780.00	1,619,585.00
206	SAN JUAN DE LOS RIOS	141,702.00	49,524.00	2,550.00	12,088.00	5,667.00	959.00	3,662.00	381.00	130.00	\$ -	-	226,954.00
207	SAN JUAN MAZATLAN	942,961.00	197,875.00	17,025.00	95,120.00	44,120.00	7,519.00	34,626.00	1,970.00	1,223.00	\$ -	-	1,373,425.00
208	SAN JUAN MIXTEPEC - DTO.	398,858.00	190,262.00	6,994.00	33,308.00	16,061.00	2,654.00	10,252.00	1,009.00	325.00	\$ -	-	659,743.00
209	SAN JUAN MIXTEPEC - DTO.	115,122.00	65,606.00	2,043.00	7,666.00	1,406.00	609.00	988.00	360.00	35.00	\$ -	-	197,265.00
26 -											\$ 3,430.00		



I. Importe de las participaciones pagadas a los municipios del Estado de Oaxaca correspondiente al mes de JULIO, INCLUYE EL SEGUNDO AJUSTE TRIMESTRAL DEL FONDO DE FISCALIZACIÓN Y RECAUDACIÓN EJERCICIO 2022.

Clave de Municipio	Municipio	FONDO GENERAL DE PARTICIPACIONES	FONDO DE FOMENTO MUNICIPAL	FONDO DE IMPUESTOS ESPECIALES SOBRE PRODUCCIÓN Y SERVICIOS	FONDO DE FISCALIZACIÓN Y RECAUDACIÓN	FONDO DE COMPENSACION	IMPUESTO SOBRE AUTOMÓVILES NUEVOS	IMPUESTO A LAS VENTAS FINALES DE GASOLINAS Y DIESEL	FONDO DE COMPENSACION DEL IMPUESTO SOBRE AUTOMÓVILES NUEVOS ISAN	ISR ARTICULO 126	ISR 3-B	Hidrocarburos	total
210	SAN JUAN RUMI	334,110.00	61,881.00	5,798.00	27,610.00	13,476.00	2,206.00	8,486.00	843.00	268.00	\$ -	-	454,678.00
211	SAN JUAN OZOLOTEPEC	194,829.00	67,082.00	3,410.00	16,190.00	7,894.00	1,289.00	4,995.00	488.00	157.00	\$ 9,626.00	-	305,960.00
212	SAN JUAN PETLAPA	201,651.00	54,353.00	3,650.00	16,725.00	7,184.00	1,320.00	4,716.00	535.00	154.00	\$ -	-	290,188.00
213	SAN JUAN QUIAHUE	303,447.00	121,829.00	5,357.00	29,905.00	9,778.00	2,370.00	8,687.00	569.00	379.00	\$ -	-	482,341.00
214	SAN JUAN QUIOTEPEC	161,567.00	47,770.00	2,842.00	12,604.00	4,747.00	1,004.00	3,140.00	445.00	105.00	\$ -	-	234,224.00
215	SAN JUAN SAYULTEPEC	88,216.00	33,208.00	1,504.00	7,243.00	2,078.00	583.00	1,709.00	231.00	71.00	\$ -	-	154,853.00
216	SAN JUAN TABAA	128,744.00	72,154.00	2,252.00	9,429.00	2,912.00	751.00	1,955.00	363.00	66.00	\$ -	-	218,616.00
217	SAN JUAN TAVAZOLA	232,241.00	59,024.00	4,001.00	18,127.00	7,564.00	1,455.00	4,928.00	637.00	157.00	\$ -	-	328,134.00
218	SAN JUAN TEITA	92,244.00	50,253.00	1,644.00	6,057.00	1,271.00	481.00	799.00	290.00	25.00	\$ -	-	153,064.00
219	SAN JUAN TETIPAC	194,824.00	74,532.00	3,513.00	15,645.00	6,221.00	1,298.00	4,077.00	540.00	135.00	\$ -	-	300,745.00
220	SAN JUAN TEPEXILA	205,193.00	86,999.00	3,645.00	17,182.00	6,310.00	1,366.00	4,523.00	535.00	166.00	\$ -	-	325,919.00
221	SAN JUAN TEPOSICOLULA	108,187.00	52,448.00	1,994.00	8,892.00	3,506.00	704.00	2,366.00	282.00	82.00	\$ 4,904.00	-	183,305.00
222	SAN JUAN YAAE	122,376.00	63,280.00	2,173.00	9,724.00	3,846.00	772.00	2,334.00	327.00	84.00	\$ 12,511.00	-	216,327.00
223	SAN JUAN YATZONA	81,900.00	69,202.00	1,450.00	5,369.00	1,038.00	427.00	677.00	255.00	23.00	\$ 5,761.00	-	166,102.00
224	SAN JUAN YUCUITA	65,710.00	38,053.00	1,180.00	4,727.00	1,514.00	374.00	941.00	195.00	30.00	\$ -	-	112,724.00
225	SAN LORENZO ALBARRADAS	305,594.00	62,250.00	5,390.00	26,337.00	13,536.00	2,095.00	8,643.00	753.00	271.00	\$ -	-	425,269.00
226	SAN LORENZO CACAOTEPEC	173,916.00	115,528.00	3,058.00	15,607.00	6,981.00	1,240.00	4,847.00	392.00	173.00	\$ -	-	321,742.00
227	SAN LORENZO CUAUNECUILTILA	927,645.00	383,519.00	17,226.00	111,186.00	43,671.00	8,740.00	38,474.00	1,472.00	1,854.00	\$ -	-	1,533,627.00
228	SAN LORENZO CUAUNECUILTILA	116,892.00	55,950.00	2,129.00	7,990.00	1,931.00	629.00	1,221.00	366.00	38.00	\$ -	-	187,146.00
229	SAN LORENZO TEXMELUCAN	404,936.00	173,791.00	7,521.00	40,857.00	21,037.00	3,206.00	14,654.00	871.00	513.00	\$ -	-	667,286.00
230	SAN LORENZO VICTORIA	105,081.00	47,801.00	1,928.00	9,397.00	2,186.00	738.00	2,128.00	252.00	99.00	\$ 10,417.00	-	180,029.00
231	SAN LUCAS CAMOTLAN	194,337.00	55,089.00	3,541.00	17,194.00	7,331.00	1,356.00	5,116.00	495.00	179.00	\$ 48,168.00	-	332,756.00
232	SAN LUCAS OJITLAN	1,196,274.00	632,574.00	20,366.00	106,363.00	51,197.00	8,520.00	34,953.00	2,624.00	1,200.00	\$ -	-	2,054,071.00
233	SAN LUCAS QUIAVINI	196,745.00	140,776.00	3,593.00	16,998.00	4,002.00	1,355.00	3,889.00	430.00	179.00	\$ -	-	367,767.00
234	SAN LUCAS ZOOQUIAPAM	376,250.00	68,426.00	6,626.00	32,881.00	16,435.00	2,615.00	10,750.00	910.00	348.00	\$ -	-	515,241.00
235	SAN LUIS AMATLAN	254,463.00	143,223.00	4,494.00	20,810.00	8,907.00	1,653.00	5,831.00	652.00	192.00	\$ -	-	440,225.00
236	SAN MARCIAL OZOLOTEPEC	150,232.00	102,950.00	2,571.00	10,526.00	3,147.00	849.00	2,070.00	454.00	68.00	\$ 1,711.00	-	274,178.00
237	SAN MARCOS ARTEAGA	146,151.00	66,292.00	2,749.00	12,937.00	3,697.00	1,012.00	3,089.00	992.00	130.00	\$ -	-	236,449.00

L. Importe de las participaciones pagadas a los municipios del Estado de Oaxaca correspondiente al mes de JULIO, INCLUYE EL SEGUNDO AJUSTE TRIMESTRAL DEL FONDO DE FISCALIZACION Y RECAUDACION EJERCICIO 2022

Clave de Municipio	Municipio	FONDO GENERAL DE PARTICIPACIONES	FONDO DE FOMENTO MUNICIPAL	FONDO DE IMPUESTOS ESPECIALES SOBRE PRODUCCION Y SERVICIOS	FONDO DE FISCALIZACION Y RECAUDACION	FONDO DE COMPENSACION Y COMPENSACION	IMPUESTO SOBRE AUTOMOVILES NUEVOS	IMPUESTO A LAS VENTAS FINALES DE GASOLINAS Y DIESEL	FONDO DE COMPENSACION DEL IMPUESTO SOBRE AUTOMOVILES NUEVOS ISAN	ISR ARTICULO 126	ISR 3-8	Hidrocarburos	total
238	SAN MARTIN DE LOS CANSECOS	117,187.00	67,453.00	2,142.00	8,781.00	2,330.00	691.00	1,662.00	344.00	61.00	\$	-	200,651.00
239	SAN MARTIN HUAMELULPAM	99,919.00	46,454.00	1,798.00	6,658.00	2,343.00	686.00	2,044.00	162.00	788.00	\$	4,790.00	169,042.00
240	SAN MARTIN ITUNYOSO	179,253.00	55,297.00	3,229.00	14,484.00	6,292.00	1,145.00	4,031.00	483.00	127.00	\$	-	264,381.00
241	SAN MARTIN LACHILA	121,590.00	61,510.00	2,206.00	10,595.00	2,426.00	831.00	2,312.00	306.00	106.00	\$	-	201,762.00
242	SAN MARTIN PERAS	585,996.00	80,243.00	10,344.00	53,513.00	28,395.00	4,250.00	18,719.00	1,333.00	609.00	\$	-	782,742.00
243	SAN MARTIN TILCAJETE	192,167.00	99,856.00	3,494.00	17,274.00	4,664.00	1,366.00	4,197.00	497.00	186.00	\$	-	344,458.00
244	SAN MARTIN TOPALAN	198,475.00	81,442.00	3,522.00	17,793.00	9,208.00	1,409.00	5,934.00	475.00	193.00	\$	20,757.00	318,481.00
245	SAN MARTIN ZACATEPEC	103,592.00	84,474.00	1,861.00	7,951.00	3,062.00	629.00	1,944.00	297.00	61.00	\$	-	154,560.00
246	SAN MATEO CALONOS	84,474.00	40,600.00	1,593.00	5,782.00	1,493.00	456.00	898.00	263.00	28.00	\$	-	135,467.00
247	CAPULALPAM DE MENDEZ	166,958.00	60,984.00	2,272.00	11,340.00	3,854.00	962.00	2,667.00	306.00	96.00	\$	-	260,504.00
248	SAN MATEO DEL MAR	637,713.00	166,390.00	11,260.00	61,924.00	34,788.00	4,917.00	23,551.00	1,335.00	771.00	\$	-	944,649.00
249	SAN MATEO XOLOXCHITLAN	204,515.00	112,512.00	3,671.00	18,392.00	8,912.00	1,452.00	5,921.00	498.00	199.00	\$	-	356,012.00
250	SAN MATEO ETLATONGO	194,549.00	64,141.00	3,115.00	16,536.00	2,915.00	1,344.00	3,549.00	397.00	184.00	\$	-	286,730.00
251	SAN MATEO NEIAPAM	131,734.00	61,218.00	2,352.00	9,381.00	2,823.00	744.00	1,803.00	396.00	57.00	\$	3,448.00	213,954.00
252	SAN MATEO PEÑASCO	152,851.00	49,846.00	2,756.00	12,482.00	5,556.00	987.00	3,522.00	409.00	112.00	\$	-	233,464.00
253	SAN MATEO PIÑAS	186,445.00	86,584.00	3,359.00	13,873.00	4,634.00	1,099.00	2,023.00	537.00	98.00	\$	-	299,618.00
254	SAN MATEO RIO HONDO	226,388.00	90,931.00	4,029.00	19,321.00	7,482.00	1,535.00	5,330.00	582.00	194.00	\$	-	355,792.00
255	SAN MATEO SINDIHUI	153,690.00	46,946.00	2,602.00	11,478.00	4,607.00	924.00	2,895.00	409.00	91.00	\$	-	223,642.00
256	SAN MATEO TILAPITEPEC	76,435.00	39,875.00	1,318.00	5,048.00	539.00	405.00	524.00	231.00	24.00	\$	1,811.00	126,210.00
257	SAN MELCHOR BETAZA	113,623.00	58,335.00	2,087.00	8,246.00	2,447.00	653.00	1,557.00	359.00	50.00	\$	-	189,357.00
258	SAN MIGUEL ACHIUTLA	100,827.00	48,667.00	1,843.00	8,395.00	1,634.00	662.00	1,637.00	273.00	77.00	\$	4,114.00	168,129.00
259	SAN MIGUEL AHUEHUETILAN	187,877.00	121,081.00	3,222.00	14,176.00	4,955.00	1,137.00	3,334.00	506.00	113.00	\$	-	336,401.00
260	SAN MIGUEL ALOAPAM	154,059.00	62,712.00	2,732.00	12,397.00	5,115.00	985.00	3,338.00	412.00	110.00	\$	-	241,860.00
261	SAN MIGUEL AMATILAN	358,494.00	361,119.00	6,358.00	32,519.00	16,083.00	2,581.00	10,774.00	836.00	364.00	\$	-	789,068.00
262	SAN MIGUEL COATLAN	86,348.00	39,951.00	1,584.00	7,004.00	2,388.00	553.00	1,658.00	253.00	61.00	\$	-	139,750.00
263	SAN MIGUEL COATLAN	234,409.00	106,281.00	3,946.00	19,012.00	7,384.00	1,329.00	5,175.00	561.00	184.00	\$	-	378,481.00
264	SAN MIGUEL CHICAHUA	161,524.00	87,776.00	2,835.00	12,413.00	5,028.00	989.00	3,177.00	439.00	100.00	\$	13,531.00	287,812.00

1. Importe de las participaciones pagadas a los municipios del Estado de Oaxaca correspondiente al mes de JULIO, INCLUYE EL SEGUNDO AJUSTE TRIMESTRAL DEL FONDO DE FISCALIZACIÓN Y RECAUDACIÓN EJERCICIO 2022

Clave de Municipio	Municipio	FONDO GENERAL DE PARTICIPACIONES	FONDO DE FOMENTO MUNICIPAL	FONDO DE IMPUESTOS ESPECIALES SOBRE PRODUCCION Y SERVICIOS	FONDO DE FISCALIZACION Y RECAUDACION	FONDO DE COMPENSACION	IMPUESTO SOBRE AUTOMOVILES NUEVOS	IMPUESTO A LAS VENTAS FINALES DE GASOLINAS Y DIESEL	FONDO DE COMPENSACION DEL IMPUESTO SOBRE AUTOMOVILES NUEVOS ISAN	ISR ARTICULO 126	ISR 3-8	Hidrocarburos	total
265	SAN MIGUEL CHIMALAPA	403,803.00	60,506.00	7,587.00	41,637.00	15,551.00	3,258.00	12,881.00	850.00	531.00	\$ 33,611.00	-	580,216.00
266	SAN MIGUEL DEL PUERTO	443,068.00	704,948.00	7,569.00	39,647.00	19,908.00	3,172.00	13,303.00	962.00	450.00	\$ -	-	1,233,027.00
267	SAN MIGUEL DEL RIO	63,364.00	36,251.00	1,148.00	4,058.00	578.00	320.00	386.00	208.00	13.00	\$ -	-	106,326.00
268	SAN MIGUEL EUTLA	115,269.00	58,437.00	2,127.00	10,241.00	2,693.00	804.00	2,406.00	289.00	106.00	\$ 9,846.00	-	202,218.00
269	SAN MIGUEL EL GRANDE	330,006.00	260,893.00	5,238.00	24,438.00	10,118.00	2,000.00	6,461.00	797.00	209.00	\$ -	-	640,160.00
270	SAN MIGUEL HUAUTLA	137,953.00	75,376.00	2,633.00	12,425.00	3,013.00	973.00	2,841.00	399.00	128.00	\$ -	-	235,741.00
271	SAN MIGUEL MIXTEPEC	184,408.00	48,583.00	3,264.00	15,497.00	7,380.00	1,231.00	4,741.00	469.00	152.00	\$ -	-	265,725.00
272	SAN MIGUEL PANIXTLAHUACA	325,160.00	149,205.00	5,736.00	30,895.00	14,599.00	2,439.00	10,441.00	721.00	383.00	\$ 19,067.00	-	558,646.00
273	SAN MIGUEL PERAS	213,173.00	76,503.00	3,755.00	17,971.00	8,785.00	1,429.00	5,621.00	530.00	178.00	\$ -	-	327,945.00
274	SAN MIGUEL PIEDRAS	135,614.00	54,206.00	2,548.00	11,504.00	3,073.00	888.00	2,489.00	408.00	101.00	\$ -	-	210,631.00
275	SAN MIGUEL QUETZALTEPEC	343,849.00	65,297.00	6,076.00	31,204.00	16,864.00	2,481.00	10,897.00	810.00	352.00	\$ -	-	477,830.00
276	SAN MIGUEL SANTA FLOR	125,005.00	72,712.00	2,200.00	8,080.00	1,590.00	644.00	1,015.00	389.00	32.00	\$ 19,790.00	-	231,457.00
277	VILLA SOLA DE VEGA	759,148.00	335,406.00	12,986.00	65,849.00	28,622.00	5,277.00	20,043.00	1,778.00	711.00	\$ 141,276.00	37,650.00	1,371,096.00
278	SAN MIGUEL SOYALTEPEC	1,725,049.00	1,160,374.00	30,116.00	166,839.00	89,746.00	13,296.00	60,882.00	3,658.00	2,088.00	\$ -	-	3,289,698.00
279	SAN MIGUEL SUCHIATEPEC	187,844.00	94,714.00	3,292.00	15,661.00	6,877.00	1,247.00	4,536.00	472.00	153.00	\$ 12,754.00	-	327,550.00
280	VILLA TALEA DE CASTRO	131,220.00	99,149.00	3,331.00	15,621.00	4,796.00	1,247.00	3,690.00	489.00	147.00	\$ -	-	329,421.00
281	SAN MIGUEL TECOMATLAN	77,620.00	35,781.00	1,277.00	5,607.00	721.00	454.00	829.00	193.00	42.00	\$ 9,791.00	-	127,763.00
282	SAN MIGUEL TENANINGO	90,797.00	34,726.00	1,589.00	6,111.00	1,526.00	488.00	966.00	272.00	31.00	\$ 5,239.00	-	136,506.00
283	SAN MIGUEL TEQUITEPEC	143,484.00	68,639.00	2,898.00	15,678.00	2,453.00	1,209.00	3,652.00	324.00	203.00	\$ -	-	238,540.00
284	SAN MIGUEL TILQUIAPAM	340,117.00	196,944.00	6,159.00	24,582.00	7,205.00	1,941.00	4,722.00	1,019.00	153.00	\$ -	-	582,842.00
285	SAN MIGUEL TLACAMAMA	208,475.00	140,969.00	3,653.00	18,150.00	8,536.00	1,444.00	5,686.00	490.00	192.00	\$ 16,869.00	-	404,464.00
286	SAN MIGUEL TLACOTEPEC	244,116.00	120,535.00	4,355.00	20,124.00	7,244.00	1,588.00	5,157.00	660.00	188.00	\$ -	-	405,877.00
287	SAN MIGUEL TULANGINGO	83,542.00	34,605.00	1,651.00	7,474.00	721.00	579.00	1,248.00	257.00	73.00	\$ -	-	130,150.00
288	SAN MIGUEL YOTAO	89,203.00	62,808.00	1,613.00	6,026.00	1,370.00	476.00	871.00	279.00	28.00	\$ -	-	162,874.00
289	SAN NICOLAS HIDALGO	115,864.00	49,424.00	2,094.00	8,508.00	2,828.00	671.00	1,786.00	341.00	56.00	\$ -	-	181,572.00
290	SAN NICOLAS HIDALGO	92,190.00	39,353.00	1,599.00	6,745.00	2,448.00	539.00	1,527.00	254.00	48.00	\$ -	-	144,703.00
291	SAN PABLO COATLAN	233,310.00	90,674.00	4,141.00	20,035.00	10,088.00	1,590.00	6,384.00	580.00	204.00	\$ 6,316.00	-	373,322.00

1. Importe de las participaciones pagadas a los municipios del Estado de Oaxaca correspondiente al mes de JULIO, INCLUYE EL SEGUNDO AJUSTE TRIMESTRAL DEL FONDO DE FISCALIZACION Y RECAUDACION EJERCICIO 2022

Clave de Municipio	Municipio	FONDO GENERAL DE PARTICIPACIONES	FONDO DE FOMENTO MUNICIPAL	FONDO DE IMPUESTOS ESPECIALES SOBRE PRODUCCION Y SERVICIOS	FONDO DE FISCALIZACION Y RECAUDACION	FONDO DE COMPENSACION	IMPUESTO SOBRE AUTOMOVILES NUEVOS	IMPUESTO A LAS VENTAS FINALES DE GASOLINAS Y DIESEL	FONDO DE COMPENSACION DEL IMPUESTO SOBRE AUTOMOVILES NUEVOS	ISR ARTICULO 126	ISR 3-B	Hidrocarburos	total
292	SAN PABLO CUATRO VENADOS	126,998.00	69,776.00	2,302.00	9,742.00	3,491.00	766.00	2,268.00	361.00	74.00			215,790.00
293	SAN PABLO ETLA	1,061,151.00	443,881.00	18,868.00	120,895.00	40,906.00	9,582.00	38,917.00	1,699.00	1,801.00			1,737,700.00
294	SAN PABLO HUIZTO	366,038.00	178,357.00	6,568.00	38,377.00	16,726.00	3,031.00	12,965.00	661.00	518.00			1,145,849.00
295	SAN PABLO HUIXTEPEC	641,778.00	330,950.00	10,614.00	58,460.00	23,905.00	4,726.00	18,034.00	1,394.00	707.00			1,089,568.00
296	SAN PABLO MACUITIANGUIS	94,908.00	58,268.00	1,693.00	7,162.00	2,251.00	569.00	1,577.00	273.00	53.00			170,517.00
297	SAN PABLO TIJALTEPEC	174,384.00	102,156.00	3,282.00	16,587.00	6,336.00	1,299.00	4,879.00	425.00	189.00			314,957.00
298	SAN PABLO VILLA DE MITLA	731,097.00	272,662.00	12,972.00	74,856.00	31,903.00	5,942.00	24,954.00	1,459.00	995.00			1,156,840.00
299	SAN PABLO YAGANIZA	194,061.00	48,828.00	4,104.00	24,573.00	2,643.00	1,878.00	5,894.00	344.00	363.00			286,426.00
300	SAN PEDRO AMUZGOS	314,909.00	95,966.00	5,452.00	28,988.00	15,439.00	2,314.00	10,198.00	699.00	340.00			486,242.00
301	SAN PEDRO APOSTOL	242,238.00	132,659.00	4,165.00	17,307.00	3,735.00	1,391.00	2,930.00	703.00	117.00			419,749.00
302	SAN PEDRO ATOYAC	273,323.00	65,668.00	4,484.00	21,832.00	10,529.00	1,766.00	6,694.00	624.00	211.00			385,131.00
303	SAN PEDRO CALONS	93,290.00	34,138.00	1,640.00	6,931.00	2,534.00	552.00	1,596.00	267.00	51.00			140,999.00
304	SAN PEDRO COXCATLPEC	95,781.00	46,516.00	1,753.00	7,226.00	1,671.00	569.00	1,295.00	279.00	51.00			155,141.00
305	SAN PEDRO CANTAROS	258,695.00	154,752.00	4,561.00	26,608.00	10,275.00	2,107.00	8,482.00	456.00	356.00			466,252.00
306	SAN PEDRO EL ALTO	240,588.00	91,254.00	4,303.00	20,899.00	10,740.00	1,655.00	6,829.00	594.00	215.00			377,087.00
307	SAN PEDRO HUAMELULA	465,720.00	64,485.00	8,434.00	46,071.00	22,776.00	3,637.00	16,002.00	994.00	575.00			628,688.00
308	SAN PEDRO HUICOTEPEC	235,987.00	165,587.00	3,954.00	21,572.00	7,729.00	1,730.00	6,278.00	461.00	257.00			488,238.00
309	SAN PEDRO IXCATLAN	544,853.00	176,277.00	9,592.00	48,361.00	23,833.00	3,851.00	15,876.00	1,317.00	527.00			824,487.00
310	SAN PEDRO IXTLAHUACA	479,482.00	329,789.00	9,246.00	60,446.00	33,645.00	4,708.00	25,023.00	671.00	941.00			1,038,449.00
311	SAN PEDRO JALTETONGO	105,384.00	55,192.00	1,860.00	7,247.00	1,113.00	577.00	942.00	315.00	39.00			172,669.00
312	SAN PEDRO JICAYAN	518,852.00	88,649.00	9,105.00	47,966.00	25,926.00	3,817.00	17,076.00	1,162.00	559.00			713,112.00
313	SAN PEDRO JOCOTIPAC	112,475.00	52,701.00	2,041.00	7,714.00	1,698.00	608.00	1,133.00	351.00	38.00			181,247.00
314	SAN PEDRO JUCHATENGO	151,761.00	64,487.00	2,526.00	12,349.00	4,130.00	1,003.00	3,155.00	405.00	124.00			251,395.00
315	SAN PEDRO MARTIR	154,224.00	85,930.00	2,711.00	11,918.00	4,368.00	949.00	2,914.00	420.00	97.00			263,531.00
316	SAN PEDRO QUIECHAPA	117,714.00	64,137.00	2,164.00	8,197.00	1,733.00	655.00	1,223.00	442.00	44.00			200,100.00

i. Importe de las participaciones pagadas a los municipios del Estado de Oaxaca correspondiente al mes de JULIO, INCLUYE EL SEGUNDO AJUSTE TRIMESTRAL DEL FONDO DE FISCALIZACIÓN Y RECAUDACIÓN EJERCICIO 2022

Clave de Municipio	Municipio	FONDO GENERAL DE PARTICIPACIONES	FONDO DE FOMENTO MUNICIPAL	FONDO DE IMPUESTOS ESPECIALES SOBRE PRODUCCION Y SERVICIOS	FONDO DE FISCALIZACION Y RECAUDACION	FONDO DE COMPENSACION	IMPUESTO SOBRE AUTOMOVILES NUEVOS	IMPUESTO A LAS VENTAS FINALES DE GASOLINAS Y DIESEL	FONDO DE COMPENSACION DEL IMPUESTO SOBRE AUTOMOVILES NUEVOS ISAN	ISR ARTICULO 126	ISR 3-B	Hidrocarburos	total
317	SAN PEDRO MARTIR YUCUIXACO	138,260.00	68,044.00	2,443.00	11,044.00	2,936.00	879.00	2,380.00	379.00	97.00	\$ 3,428.00	-	229,990.00
318	SAN PEDRO MIXTEPEC - DTO.	4,596,379.00	1,148,044.00	86,756.00	584,054.00	117,519.00	46,240.00	169,270.00	6,623.00	9,346.00	\$	-	6,764,231.00
319	SAN PEDRO MIXTEPEC - DTO.	75,801.00	24,797.00	1,347.00	5,847.00	2,265.00	465.00	1,450.00	211.00	47.00	\$	-	129,393.00
320	SAN PEDRO MOLINOS	71,290.00	26,878.00	1,292.00	5,324.00	1,656.00	420.00	1,097.00	207.00	37.00	\$	-	108,201.00
321	SAN PEDRO NOPALA	97,624.00	38,057.00	1,713.00	7,079.00	1,758.00	565.00	1,285.00	285.00	48.00	\$	-	148,414.00
322	SAN PEDRO OCOPELATILLO	115,433.00	55,086.00	2,086.00	7,817.00	1,810.00	618.00	1,160.00	362.00	37.00	\$	-	185,409.00
323	SAN PEDRO OCOATEPEC	171,623.00	44,937.00	3,024.00	14,729.00	5,612.00	1,169.00	4,064.00	407.00	150.00	\$	-	245,715.00
324	SAN PEDRO POCHUTLA	2,470,074.00	791,823.00	42,434.00	285,858.00	112,725.00	21,930.00	92,707.00	4,137.00	3,836.00	\$ 186,908.00	-	3,991,182.00
325	SAN PEDRO QUIJATONI	530,059.00	195,318.00	8,960.00	47,836.00	27,577.00	3,837.00	17,580.00	1,123.00	556.00	\$	-	832,848.00
326	SAN PEDRO SOCHAPAM	311,195.00	235,683.00	5,476.00	26,571.00	11,692.00	2,133.00	7,833.00	792.00	284.00	\$	-	611,659.00
327	SAN PEDRO TAPANATEPEC	1,400,153.00	659,453.00	23,100.00	110,433.00	36,283.00	8,940.00	27,091.00	3,408.00	1,035.00	\$	-	2,269,856.00
328	SAN PEDRO TAVICHE	108,844.00	41,084.00	1,982.00	8,552.00	3,343.00	675.00	2,446.00	305.00	69.00	\$	-	166,990.00
329	SAN PEDRO TEOZACALCO	123,371.00	49,971.00	2,198.00	9,418.00	2,695.00	747.00	1,956.00	346.00	75.00	\$ 7,846.00	-	198,611.00
330	SAN PEDRO TEUTLA	234,437.00	89,159.00	4,166.00	20,125.00	10,031.00	1,598.00	6,378.00	586.00	204.00	\$ 10,748.00	-	377,832.00
331	SAN PEDRO TIDAA	176,113.00	65,657.00	3,196.00	17,456.00	2,291.00	1,374.00	3,789.00	346.00	217.00	\$	-	270,439.00
332	SAN PEDRO TOTOLAPAM	57,090.00	27,071.00	1,033.00	3,914.00	878.00	309.00	580.00	179.00	20.00	\$	-	91,074.00
333	SAN PEDRO TULUTEPEC DE MELCHOR	212,577.00	59,682.00	4,176.00	24,382.00	7,774.00	1,918.00	7,371.00	488.00	338.00	\$	-	328,656.00
334	VILLA DE Ocampo	2,075,378.00	821,220.00	36,714.00	212,808.00	118,467.00	16,872.00	80,970.00	3,997.00	2,833.00	\$	-	3,369,159.00
335	SAN PEDRO YANERI	114,997.00	50,524.00	2,075.00	7,974.00	2,025.00	630.00	1,305.00	353.00	42.00	\$	-	179,923.00
336	SAN PEDRO YUCUIXACO	201,712.00	94,442.00	3,418.00	15,240.00	3,977.00	1,229.00	3,124.00	549.00	125.00	\$	-	323,816.00
337	SAN PEDRO Y SAN PABLO AYUTLA	359,050.00	101,844.00	5,942.00	31,427.00	12,920.00	2,522.00	9,599.00	744.00	359.00	\$ 6,584.00	-	524,991.00
338	VILLA DE ETILA	587,723.00	353,058.00	10,345.00	63,991.00	24,610.00	5,067.00	21,131.00	900.00	913.00	\$	-	1,067,738.00
339	SAN PEDRO Y SAN PABLO TEPOSICOLLA	364,480.00	148,128.00	4,192.00	23,331.00	10,295.00	2,188.00	6,837.00	800.00	234.00	\$	-	560,545.00

1. Importe de las participaciones pagadas a los municipios del Estado de Oaxaca correspondiente al mes de JULIO, INCLUYE EL SEGUNDO AJUSTE TRIMESTRAL DEL FONDO DE FISCALIZACIÓN Y RECAUDACIÓN EJERCICIO 2022

Clave de Municipio	Municipio	FONDO GENERAL DE PARTICIPACIONES	FONDO DE FOMENTO MUNICIPAL	FONDO DE IMPUESTOS ESPECIALES SOBRE PRODUCCION Y SERVICIOS	FONDO DE FISCALIZACION Y RECAUDACION	FONDO DE COMPENSACION N	IMPUESTO SOBRE AUTOMOVILES NUEVOS	IMPUESTO A LAS VENTAS FINALES DE GASOLINAS Y DIESEL	FONDO DE COMPENSACION N DEL IMPUESTO SOBRE AUTOMOVILES NUEVOS ISAN	ISR ARTICULO 126	ISR 3-B	Hydrocarburos	total
340	SAN PEDRO Y SAN PABLO TEQUITEPEC	135,777.00	37,765.00	2,415.00	10,387.00	4,092.00	825.00	2,585.00	385.00	81.00	\$	-	194,292.00
341	SAN PEDRO YUCUNAMA	80,169.00	35,727.00	1,354.00	5,041.00	566.00	414.00	493.00	293.00	21.00	\$	1,619.00	125,697.00
342	SAN RAYMUNDO JALPAN	410,545.00	146,782.00	5,367.00	30,993.00	9,739.00	2,623.00	8,065.00	552.00	399.00	\$	3,335.00	618,398.00
343	SAN SEBASTIAN ABASOLO	169,657.00	89,697.00	3,016.00	14,588.00	4,705.00	1,155.00	3,681.00	432.00	147.00	\$	17,088.00	304,116.00
344	SAN SEBASTIAN COATLAN	194,752.00	133,603.00	3,292.00	15,682.00	6,340.00	1,259.00	4,370.00	498.00	148.00	\$	-	360,094.00
345	SAN SEBASTIAN IXCAPA	229,960.00	78,698.00	3,889.00	19,488.00	9,784.00	1,555.00	6,211.00	552.00	198.00	\$	-	350,435.00
346	SAN SEBASTIAN NICANANDUTA	158,357.00	59,550.00	2,543.00	12,547.00	3,610.00	1,022.00	2,965.00	362.00	123.00	\$	-	282,314.00
347	SAN SEBASTIAN RIO HONDO	210,713.00	54,170.00	3,779.00	18,486.00	9,851.00	1,463.00	6,153.00	518.00	193.00	\$	41,235.00	308,301.00
348	SAN SEBASTIAN TECOMAXTLAHUACA	497,904.00	254,245.00	8,620.00	43,199.00	19,070.00	3,446.00	13,126.00	1,148.00	459.00	\$	-	841,217.00
349	SAN SEBASTIAN TEITIPAC	139,017.00	43,565.00	2,491.00	11,311.00	5,117.00	896.00	3,217.00	369.00	101.00	\$	-	206,084.00
350	SAN SEBASTIAN TUTULA	1,136,429.00	486,982.00	19,431.00	112,465.00	40,580.00	9,019.00	34,321.00	2,368.00	1,479.00	\$	125,757.00	1,968,831.00
351	SAN SIMON ALMOLONGAS	186,801.00	73,612.00	3,418.00	16,718.00	6,543.00	1,315.00	4,756.00	458.00	177.00	\$	-	293,798.00
352	SAN SIMON ZAHUALTLAN	225,523.00	59,358.00	4,095.00	20,655.00	11,320.00	1,630.00	7,264.00	537.00	239.00	\$	-	355,396.00
353	SANTA ANA	159,352.00	147,200.00	2,829.00	13,417.00	5,632.00	1,065.00	3,805.00	407.00	131.00	\$	24,785.00	385,845.00
354	SANTA ANA ATEIXTLAHUACA	92,294.00	45,530.00	1,667.00	6,016.00	1,102.00	475.00	707.00	295.00	23.00	\$	-	148,109.00
355	SANTA ANA CUAUHTEMOC	92,418.00	45,480.00	1,669.00	6,320.00	1,585.00	499.00	997.00	287.00	31.00	\$	-	149,286.00
356	SANTA ANA DEL VALLE	237,933.00	79,773.00	4,365.00	23,057.00	5,110.00	1,812.00	5,592.00	518.00	276.00	\$	22,165.00	380,601.00
357	SANTA ANA TAVELA	130,533.00	62,524.00	2,227.00	9,607.00	1,987.00	775.00	1,703.00	380.00	73.00	\$	-	209,809.00
358	SANTA ANA TLAPACOYAN	217,836.00	96,765.00	3,893.00	18,908.00	4,580.00	1,498.00	4,293.00	559.00	194.00	\$	6,717.00	355,223.00
359	SANTA ANA YARENI	144,205.00	58,026.00	2,660.00	13,646.00	1,484.00	1,072.00	2,678.00	337.00	157.00	\$	-	242,602.00
360	SANTA ANA ZEGACHE	267,823.00	139,584.00	4,768.00	23,032.00	9,305.00	1,828.00	6,528.00	675.00	234.00	\$	-	453,777.00
361	SANTA CATALINA OUIJERI	115,397.00	60,196.00	2,070.00	7,820.00	1,917.00	620.00	1,208.00	362.00	38.00	\$	-	189,628.00
362	SANTA CATALINA CUIXTLA	149,201.00	66,797.00	2,343.00	11,882.00	3,510.00	954.00	2,799.00	378.00	109.00	\$	2,615.00	240,726.00
363	SANTA CATALINA IXTEPEJI	174,197.00	64,694.00	3,063.00	14,193.00	6,303.00	1,131.00	4,095.00	465.00	132.00	\$	-	282,782.00
364	SANTA CATALINA JUQUILA	841,263.00	578,281.00	14,510.00	81,178.00	49,629.00	6,468.00	29,522.00	1,621.00	1,019.00	\$	-	1,597,491.00
365	SANTA CATALINA LAGHATAO	103,662.00	54,743.00	1,744.00	7,648.00	2,487.00	619.00	1,699.00	289.00	60.00	\$	18,261.00	191,212.00

1. Importe de las participaciones pagadas a los municipios del Estado de Oaxaca correspondiente al mes de JULIO, INCLUYE EL SEGUNDO AJUSTE TRIMESTRAL DEL FONDO DE FISCALIZACIÓN Y RECAUDACIÓN EJERCICIO 2022

Clave de Municipio	Municipio	FONDO GENERAL DE PARTICIPACIONES	FONDO DE FOMENTO MUNICIPAL	FONDO DE IMPUESTOS ESPECIALES SOBRE PRODUCCIÓN Y SERVICIOS	FONDO DE FISCALIZACIÓN Y RECAUDACIÓN	FONDO DE COMPENSACION Y COMPENSACION N	IMPUESTO SOBRE AUTOMOVILES NUEVOS	IMPUESTO A LAS VENTAS FINALES DE GASOLINAS Y DIESEL	FONDO DE COMPENSACION N DEL IMPUESTO SOBRE AUTOMOVILES NUEVOS ISAN	ISR ARTICULO 126	ISR 3-8	Hydrocarburos	total
366	SANTA CATARINA	351,299.00	186,020.00	5,946.00	32,010.00	8,542.00	2,582.00	8,280.00	853.00	381.00	\$	-	595,853.00
367	LOXHCHA	247,843.00	73,100.00	4,373.00	21,173.00	10,583.00	1,684.00	6,763.00	614.00	215.00	\$	-	365,348.00
368	MIECHOACAN	285,600.00	156,742.00	5,009.00	19,207.00	4,894.00	1,590.00	3,034.00	850.00	96.00	\$	35,047.00	511,949.00
369	MINAS	141,025.00	96,042.00	2,669.00	14,023.00	5,162.00	1,095.00	4,150.00	321.00	170.00	\$	8,056.00	272,713.00
370	QUIJANE	114,787.00	58,434.00	1,894.00	9,243.00	1,560.00	747.00	1,786.00	267.00	90.00	\$	3,622.00	192,430.00
371	TAYATA	131,280.00	68,532.00	2,282.00	9,895.00	2,297.00	791.00	1,875.00	363.00	77.00	\$	-	217,392.00
372	TICUA	150,905.00	76,015.00	2,675.00	11,066.00	3,038.00	880.00	2,141.00	436.00	76.00	\$	-	247,232.00
373	YOSONOTU	77,382.00	37,087.00	1,409.00	5,132.00	938.00	404.00	622.00	247.00	21.00	\$	-	123,242.00
374	SANTA CATARINA	117,756.00	41,639.00	2,125.00	9,267.00	3,789.00	733.00	2,410.00	326.00	76.00	\$	-	178,121.00
375	SANTA CATARINA	695,552.00	315,521.00	11,742.00	74,383.00	31,510.00	5,953.00	25,694.00	1,091.00	1,073.00	\$	-	1,162,519.00
376	AMILEPAS	65,965.00	36,679.00	1,179.00	4,486.00	854.00	356.00	612.00	204.00	22.00	\$	2,429.00	112,787.00
377	BRAVO	544,189.00	152,934.00	9,608.00	50,461.00	25,158.00	4,009.00	17,107.00	1,213.00	587.00	\$	84,053.00	889,328.00
378	ITUNDUIA	196,293.00	107,395.00	3,426.00	16,884.00	8,691.00	1,347.00	5,511.00	478.00	176.00	\$	-	340,201.00
379	MIXTEPEC	189,602.00	47,183.00	3,480.00	17,253.00	6,890.00	1,359.00	5,040.00	456.00	188.00	\$	-	271,431.00
380	MUNDAGO	149,194.00	59,758.00	2,835.00	14,964.00	5,275.00	1,167.00	4,366.00	332.00	182.00	\$	-	238,013.00
381	PAPALUTLA	159,429.00	107,405.00	2,711.00	13,347.00	6,928.00	1,071.00	4,314.00	378.00	136.00	\$	15,297.00	311,016.00
382	TACACHE DE MINA	116,387.00	51,930.00	2,074.00	8,532.00	2,767.00	679.00	1,787.00	334.00	58.00	\$	1,865.00	186,433.00
383	SANTA CRUZ	84,750.00	41,129.00	1,511.00	6,187.00	1,396.00	498.00	1,087.00	299.00	43.00	\$	-	136,900.00
384	TAYATA	246,025.00	67,479.00	4,382.00	21,537.00	11,154.00	1,708.00	7,095.00	602.00	226.00	\$	-	360,218.00
385	SANTA CRUZ	6,877,347.00	1,860,947.00	122,102.00	813,847.00	238,260.00	64,592.00	255,997.00	10,526.00	12,595.00	\$	1,079,401.00	11,355,614.00
386	XOXOCTLAN	1,252,482.00	477,520.00	19,946.00	111,091.00	43,912.00	9,037.00	34,129.00	2,480.00	1,330.00	\$	-	1,958,107.00
387	ZENZONTEPEC	184,570.00	97,396.00	3,111.00	15,455.00	6,801.00	1,244.00	4,554.00	440.00	159.00	\$	-	303,770.00
388	SANTA GERTRUDIS	182,359.00	179,790.00	3,270.00	14,863.00	6,507.00	1,176.00	4,175.00	483.00	134.00	\$	-	392,787.00
389	SANTA INES DEL MONTE	141,160.00	74,722.00	2,581.00	9,776.00	2,113.00	769.00	1,437.00	443.00	50.00	\$	-	233,051.00
390	YATZECH	3,030,762.00	806,244.00	61,208.00	389,256.00	120,492.00	30,167.00	124,349.00	5,334.00	6,021.00	\$	-	4,899,932.00
391	SANTA LUCIA DEL CARRINO	215,334.00	102,729.00	3,822.00	17,569.00	7,740.00	1,396.00	5,019.00	566.00	161.00	\$	48,179.00	402,515.00
391	MIAHUATLAN												

1. Importe de las participaciones pagadas a los municipios del Estado de Oaxaca correspondiente al mes de JULIO. INCLUYE EL SEGUNDO AJUSTE TRIMESTRAL DEL FONDO DE FISCALIZACIÓN Y RECAUDACIÓN EJERCICIO 2022

Clave de Municipio	Municipio	FONDO GENERAL DE PARTICIPACIONES	FONDO DE FOMENTO MUNICIPAL	FONDO DE IMPUESTOS ESPECIALES SOBRE PRODUCCIÓN Y SERVICIOS	FONDO DE FISCALIZACIÓN Y RECAUDACIÓN	FONDO DE COMPENSACIÓN	IMPUESTO SOBRE AUTOMÓVILES NUEVOS	IMPUESTO A LAS VENTAS FINALES DE GASOLINAS Y DIESEL	FONDO DE COMPENSACIÓN DEL IMPUESTO SOBRE AUTOMÓVILES NUEVOS ISAN	ISR ARTICULO 126	ISR 3-B	Hidrocarburos	total
392	SANTA LUCIA MONTEVERDE	369,737.00	166,370.00	6,455.00	31,885.00	15,487.00	2,544.00	10,182.00	910.00	334.00	\$ 103,226.00	-	707,130.00
393	SANTA LUCIA OCOTLAN	246,912.00	91,439.00	4,425.00	22,890.00	9,748.00	1,811.00	7,074.00	559.00	262.00	\$ 12,282.00	-	397,402.00
394	SANTA MARIA ALOTEPEC	156,119.00	38,964.00	2,783.00	13,235.00	6,521.00	1,059.00	4,167.00	404.00	134.00	\$ -	-	223,486.00
395	SANTA MARIA APAZCO	157,259.00	58,208.00	2,801.00	11,404.00	3,731.00	906.00	2,386.00	463.00	75.00	\$ -	-	237,253.00
396	SANTA MARIA LA ASUNCIÓN	212,920.00	62,876.00	3,796.00	17,093.00	7,439.00	1,357.00	4,774.00	575.00	150.00	\$ -	-	310,979.00
397	HEROICA CIUDAD DE TLAXIACO	2,597,225.00	1,139,580.00	44,051.00	265,825.00	94,560.00	21,328.00	83,434.00	4,838.00	3,652.00	\$ -	-	4,254,693.00
398	AYOQUEZCO DE ALDAMA	320,450.00	145,919.00	5,386.00	27,900.00	11,415.00	2,243.00	8,287.00	708.00	308.00	\$ 10,928.00	-	593,544.00
399	SANTA MARIA ATZOMPA	1,613,762.00	636,240.00	32,566.00	216,353.00	99,211.00	17,100.00	80,676.00	2,313.00	3,340.00	\$ 196,495.00	-	3,098,066.00
400	SANTA MARIA CAMOTLAN	177,231.00	63,995.00	2,708.00	13,247.00	4,019.00	1,092.00	3,092.00	386.00	121.00	\$ -	-	265,891.00
401	SANTA MARIA COLOTEPEC	1,949,900.00	587,873.00	37,534.00	263,601.00	63,573.00	20,673.00	82,327.00	2,400.00	4,372.00	\$ -	-	3,012,293.00
402	SANTA MARIA CORTIJO	99,926.00	40,671.00	1,797.00	7,340.00	2,489.00	581.00	1,565.00	292.00	49.00	\$ -	-	154,710.00
403	SANTA MARIA COYOTEPEC	246,388.00	131,510.00	4,427.00	27,336.00	8,886.00	2,159.00	8,508.00	409.00	393.00	\$ -	-	430,016.00
404	SANTA MARIA CHACHOAPAM	122,062.00	63,008.00	2,239.00	11,598.00	1,800.00	911.00	2,480.00	276.00	135.00	\$ 13,455.00	-	217,964.00
405	VILLA DE CHILAPA DE DIAZ	207,770.00	78,367.00	3,660.00	20,975.00	4,261.00	1,671.00	5,290.00	498.00	276.00	\$ -	-	324,708.00
406	SANTA MARIA CHILCHOTLA	1,039,494.00	259,293.00	18,136.00	92,453.00	49,338.00	7,371.00	31,892.00	2,433.00	1,020.00	\$ -	-	1,494,430.00
407	SANTA MARIA CHIMALAPA	432,484.00	72,076.00	7,512.00	38,963.00	22,151.00	3,088.00	14,130.00	964.00	448.00	\$ -	-	591,816.00
408	SANTA MARIA DEL ROSARIO	81,184.00	51,668.00	1,412.00	5,826.00	1,171.00	465.00	946.00	232.00	39.00	\$ -	-	142,943.00
409	SANTA MARIA DEL TUJE	734,367.00	211,806.00	13,594.00	87,922.00	21,381.00	6,917.00	25,789.00	1,157.00	1,341.00	\$ 6,642.00	-	1,110,926.00
410	SANTA MARIA ECATEPEC	214,971.00	89,273.00	5,873.00	17,480.00	8,010.00	1,417.00	5,145.00	617.00	167.00	\$ -	-	341,253.00
411	SANTA MARIA GUELAPE	94,511.00	60,999.00	1,710.00	6,904.00	2,145.00	544.00	1,371.00	278.00	45.00	\$ 14,326.00	-	182,833.00
412	SANTA MARIA GUENAGATI	312,127.00	83,959.00	4,985.00	27,670.00	7,386.00	2,241.00	7,141.00	559.00	328.00	\$ -	-	446,396.00
413	SANTA MARIA HUATULCO	10,551,287.00	2,771,604.00	192,754.00	1,291,214.00	120,276.00	102,306.00	322,746.00	17,082.00	20,519.00	\$ -	-	15,389,788.00
414	SANTA MARIA HUAZOLITLAN	539,034.00	222,023.00	9,231.00	49,596.00	28,108.00	3,971.00	18,067.00	1,178.00	588.00	\$ -	-	874,796.00
415	SANTA MARIA IPALAPA	251,434.00	92,403.00	4,459.00	22,350.00	11,427.00	1,766.00	7,346.00	604.00	239.00	\$ -	-	391,928.00
416	SANTA MARIA IXCATLAN	94,122.00	52,405.00	1,688.00	6,051.00	1,073.00	479.00	676.00	302.00	21.00	\$ -	-	156,817.00
417	SANTA MARIA JACATEPEC	526,616.00	267,543.00	9,134.00	47,243.00	22,597.00	3,777.00	15,380.00	1,243.00	533.00	\$ -	9,014.00	903,070.00



I. Importe de las participaciones pagadas a los municipios del Estado de Oaxaca correspondiente al mes de JULIO, INCLUYE EL SEGUNDO AJUSTE TRIMESTRAL DEL FONDO DE FISCALIZACIÓN Y RECAUDACIÓN EJERCICIO 2022

Clave de Municipio	Municipio	FONDO GENERAL DE PARTICIPACIONES	FONDO DE FOMENTO MUNICIPAL	FONDO DE IMPUESTOS ESPECIALES SOBRE PRODUCCION Y SERVICIOS	FONDO DE FISCALIZACION Y RECAUDACION	FONDO DE COMPENSACION	IMPUESTO SOBRE AUTOMOVILES NUEVOS	IMPUESTO A LAS VENTAS FINALES DE GASOLINAS Y DIESEL	FONDO DE COMPENSACION DEL IMPUESTO SOBRE AUTOMOVILES NUEVOS ISAN	ISR ARTICULO 126	ISR 9-B	Hidrocarburos	total
418	SANTA MARIA JALAPA DEL MARQUES	552,925.00	162,820.00	10,058.00	56,903.00	27,677.00	4,544.00	20,177.00	1,511.00	759.00	\$	-	837,374.00
419	SANTA MARIA JALTIANGUIS	95,536.00	55,092.00	1,739.00	7,421.00	1,395.00	586.00	1,286.00	277.00	58.00	\$	5,881.00	189,375.00
420	SANTA MARIA JALIXIHO	181,213.00	47,883.00	3,315.00	17,383.00	3,900.00	1,370.00	4,219.00	417.00	206.00	\$	14,979.00	274,886.00
421	SANTA MARIA MIXTEQUILLA	487,575.00	208,983.00	7,593.00	35,372.00	11,059.00	2,838.00	8,491.00	1,210.00	330.00	\$	-	713,391.00
422	SANTA MARIA NATIVITAS	106,100.00	51,731.00	1,717.00	7,388.00	1,421.00	600.00	1,196.00	274.00	51.00	\$	-	179,458.00
423	SANTA MARIA NDUAYACO	81,005.00	33,411.00	1,467.00	5,546.00	1,058.00	437.00	752.00	251.00	27.00	\$	-	123,934.00
424	SANTA MARIA OZOLOTEPEC	245,685.00	201,695.00	4,324.00	19,922.00	8,810.00	1,585.00	5,658.00	639.00	182.00	\$	-	489,500.00
425	SANTA MARIA PAPAJO	197,651.00	85,011.00	3,400.00	16,857.00	4,801.00	1,348.00	4,115.00	467.00	175.00	\$	9,261.00	323,066.00
426	SANTA MARIA PEÑONES	429,888.00	73,972.00	7,551.00	38,024.00	20,724.00	3,024.00	13,130.00	1,005.00	412.00	\$	-	587,730.00
427	SANTA MARIA PETAPA	663,578.00	149,361.00	11,564.00	65,555.00	39,178.00	5,227.00	25,521.00	1,365.00	845.00	\$	-	963,194.00
428	SANTA MARIA QUIEGOLANI	150,298.00	54,904.00	2,738.00	12,107.00	5,168.00	953.00	3,272.00	411.00	103.00	\$	2,423.00	231,377.00
429	SANTA MARIA SOLA	136,134.00	62,938.00	2,476.00	10,536.00	3,529.00	836.00	2,404.00	390.00	83.00	\$	-	219,386.00
430	SANTA MARIA TAJALTEPEC	75,320.00	44,683.00	1,349.00	4,900.00	743.00	388.00	520.00	236.00	19.00	\$	-	123,158.00
431	SANTA MARIA TECOMAVACA	116,718.00	57,791.00	2,081.00	9,894.00	4,304.00	784.00	2,861.00	295.00	97.00	\$	-	194,823.00
432	SANTA MARIA TEMAXCALAPA	115,434.00	56,214.00	2,060.00	8,279.00	2,131.00	658.00	1,468.00	349.00	52.00	\$	8,457.00	195,102.00
433	SANTA MARIA TEMAXCALTEPEC	178,239.00	48,130.00	3,233.00	15,219.00	6,206.00	1,201.00	4,286.00	458.00	149.00	\$	-	257,121.00
434	SANTA MARIA TEOPOXCO	262,276.00	67,452.00	4,246.00	20,457.00	9,243.00	1,665.00	5,957.00	632.00	192.00	\$	20,493.00	392,613.00
435	SANTA MARIA TEPANTLAL	209,153.00	76,514.00	3,610.00	17,436.00	8,261.00	1,394.00	5,355.00	514.00	173.00	\$	16,878.00	339,288.00
436	SANTA MARIA TEXCATLAN	109,180.00	43,617.00	1,839.00	7,222.00	2,047.00	573.00	1,314.00	311.00	41.00	\$	-	160,144.00
437	SANTA MARIA TLAHUITOLTEPEC	824,162.00	72,143.00	12,336.00	71,427.00	22,440.00	5,859.00	19,886.00	1,289.00	865.00	\$	-	1,030,407.00
438	SANTA MARIA TLALIXTAC	147,519.00	52,639.00	2,700.00	11,254.00	4,274.00	895.00	2,695.00	487.00	85.00	\$	-	222,556.00
439	SANTA MARIA TONAMECA	1,154,700.00	2,471,309.00	19,569.00	110,336.00	58,618.00	8,832.00	48,165.00	2,226.00	1,388.00	\$	-	3,867,144.00
440	SANTA MARIA TOTOLAPILLA	111,382.00	79,165.00	1,904.00	7,448.00	1,901.00	601.00	1,219.00	342.00	40.00	\$	23,091.00	227,097.00
441	SANTA MARIA XADANI	365,391.00	141,003.00	6,496.00	35,537.00	21,670.00	2,839.00	13,818.00	886.00	446.00	\$	-	588,146.00
442	SANTA MARIA YALINA	60,948.00	33,510.00	1,090.00	3,947.00	588.00	314.00	412.00	196.00	15.00	\$	1,094.00	102,114.00
443	SANTA MARIA YAVESIA	67,417.00	33,456.00	1,114.00	4,561.00	1,027.00	370.00	736.00	184.00	27.00	\$	-	108,892.00

I. Importe de las participaciones pagadas a los municipios del Estado de Oaxaca correspondiente al mes de JULIO, INCLUYE EL SEGUNDO AJUSTE TRIMESTRAL DEL FONDO DE FISCALIZACIÓN Y RECAUDACION EJERCICIO 2022

Clave de Municipio	Municipio	FONDO GENERAL DE PARTICIPACIONES	FONDO DE FOMENTO MUNICIPAL	FONDO DE IMPUESTOS ESPECIALES SOBRE PRODUCCION Y SERVICIOS	FONDO DE FISCALIZACION Y RECAUDACION	FONDO DE COMPENSACION N	IMPUESTO SOBRE AUTOMOVILES NUEVOS	IMPUESTO A LAS VENTAS FINALES DE GASOLINAS Y DIESEL	FONDO DE COMPENSACION N DEL IMPUESTO SOBRE AUTOMOVILES NUEVOS	ISR ARTICULO 126	ISR 3-B	Hidrocarburos	total
444	SANTA MARIA YOLOTEPEC	80,857.00	42,534.00	1,443.00	5,989.00	1,131.00	429.00	739.00	254.00	25.00	\$	-	132,811.00
445	SANTA MARIA YOSOTULA	148,161.00	51,739.00	2,716.00	12,417.00	3,991.00	576.00	2,992.00	390.00	115.00	\$	2,631.00	226,128.00
446	SANTA MARIA YUCUHITI	339,430.00	139,736.00	5,987.00	30,760.00	14,065.00	2,485.00	9,792.00	899.00	349.00	\$	22,457.00	565,850.00
447	SANTA MARIA ZACATEPEC	717,370.00	535,872.00	12,790.00	70,588.00	39,944.00	5,599.00	26,420.00	1,499.00	887.00	\$	-	1,410,963.00
448	SANTA MARIA ZANIZA	146,871.00	42,639.00	2,598.00	12,219.00	5,702.00	970.00	3,661.00	369.00	117.00	\$	-	215,146.00
449	SANTA MARIA ZOOQUITLAN	191,513.00	58,522.00	3,413.00	15,984.00	7,702.00	1,272.00	4,855.00	525.00	154.00	\$	6,239.00	290,179.00
450	SANTIAGO ANQUITEPEC	619,449.00	85,151.00	11,014.00	57,973.00	31,545.00	4,596.00	20,876.00	1,980.00	680.00	\$	-	832,664.00
451	SANTIAGO APOALA	123,982.00	57,260.00	2,263.00	9,161.00	2,322.00	721.00	1,681.00	356.00	61.00	\$	-	197,817.00
452	SANTIAGO APOSTOL	308,335.00	133,664.00	5,239.00	25,178.00	10,411.00	2,024.00	7,043.00	770.00	245.00	\$	-	492,709.00
453	SANTIAGO ASTATA	209,336.00	64,478.00	3,881.00	21,721.00	9,165.00	1,705.00	7,142.00	427.00	283.00	\$	-	318,136.00
454	SANTIAGO ATITLAN	189,760.00	46,488.00	3,408.00	16,366.00	8,261.00	1,296.00	5,235.00	484.00	166.00	\$	-	271,464.00
455	SANTIAGO AYUQUILILLA	189,968.00	94,374.00	3,291.00	16,041.00	6,741.00	1,283.00	4,553.00	475.00	163.00	\$	-	316,989.00
456	SANTIAGO CACALOXTEPEC	128,101.00	72,121.00	2,266.00	10,743.00	3,893.00	854.00	2,825.00	328.00	105.00	\$	-	221,241.00
457	SANTIAGO CAMOTILAN	214,360.00	56,750.00	3,861.00	17,828.00	7,813.00	1,401.00	5,017.00	620.00	162.00	\$	-	307,612.00
458	SANTIAGO COMALTEPEC	159,053.00	63,334.00	2,284.00	10,246.00	2,726.00	853.00	1,962.00	355.00	73.00	\$	17,116.00	252,002.00
459	SANTIAGO CHAZUMBA	300,262.00	141,836.00	5,211.00	26,966.00	11,479.00	2,153.00	8,231.00	687.00	304.00	\$	-	497,129.00
460	SANTIAGO CHOAPAM	297,923.00	67,466.00	5,257.00	24,868.00	12,151.00	1,978.00	7,675.00	762.00	241.00	\$	-	418,321.00
461	SANTIAGO DEL RIO	98,905.00	47,852.00	1,715.00	7,165.00	1,222.00	573.00	1,116.00	274.00	49.00	\$	-	158,871.00
462	SANTIAGO HUAJOLITLAN	305,331.00	149,086.00	5,340.00	28,517.00	10,848.00	2,273.00	8,483.00	687.00	339.00	\$	-	510,904.00
463	SANTIAGO HUAJUQUILLA	81,332.00	38,083.00	1,456.00	5,642.00	1,231.00	448.00	860.00	251.00	31.00	\$	77,741.00	207,075.00
464	SANTIAGO IHUILTAN PLUMAS	82,927.00	36,689.00	1,575.00	6,789.00	800.00	529.00	1,096.00	238.00	56.00	\$	-	130,659.00
465	SANTIAGO IXCUITEPEC	119,420.00	44,614.00	2,152.00	9,488.00	3,801.00	751.00	2,457.00	329.00	80.00	\$	-	193,092.00
466	SANTIAGO IXTAUTLA	605,234.00	82,703.00	10,808.00	58,097.00	31,563.00	4,600.00	21,226.00	1,305.00	704.00	\$	-	816,241.00
467	SANTIAGO JAMILTEPEC	959,766.00	1,576,142.00	17,233.00	100,350.00	44,791.00	7,927.00	34,445.00	1,774.00	1,351.00	\$	-	2,856,118.00
468	SANTIAGO JOCOTEPEC	645,785.00	251,978.00	11,925.00	58,305.00	32,551.00	4,641.00	20,890.00	1,492.00	655.00	\$	20,173.00	1,048,139.00
469	SANTIAGO JUXTLAHUACA	1,689,659.00	823,719.00	28,759.00	152,461.00	80,420.00	12,205.00	53,100.00	3,598.00	1,760.00	\$	128,563.00	2,974,243.00

I. Importe de las participaciones pagadas a los municipios del Estado de Oaxaca correspondiente al mes de JULIO, INCLUYE EL SEGUNDO AJUSTE TRIMESTRAL DEL FONDO DE FISCALIZACIÓN Y RECAUDACIÓN EJERCICIO 2022

Clave de Municipio	Municipio	FONDO GENERAL DE PARTICIPACIONES	FONDO DE FOMENTO MUNICIPAL	FONDO DE IMPUESTOS ESPECIALES SOBRE PRODUCCION Y SERVICIOS	FONDO DE FISCALIZACIÓN Y RECAUDACIÓN	FONDO DE COMPENSACION	FONDO DE IMPUESTO SOBRE AUTOMÓVILES NUEVOS	IMPUESTO A LAS VENTAS FINALES DE GASOLINAS Y DIESEL	FONDO DE COMPENSACION DEL IMPUESTO SOBRE AUTOMÓVILES NUEVOS ISAN	ISR ARTICULO 126	ISR 3-6	Hidrocarburos	total
470	SANTIAGO LACHIGUIRI	259,101.00	33,250.00	4,563.00	22,461.00	10,225.00	1,786.00	6,876.00	625.00	234.00	\$ 16,002.00	-	875,124.00
471	SANTIAGO LALOPE	93,403.00	54,885.00	1,715.00	6,310.00	1,014.00	496.00	741.00	303.00	28.00	\$ -	-	158,895.00
472	SANTIAGO LAOLLAGA	405,938.00	206,286.00	7,404.00	29,749.00	7,936.00	2,340.00	5,459.00	1,218.00	194.00	\$ -	-	663,924.00
473	SANTIAGO LAXOPE	120,412.00	55,630.00	2,144.00	9,116.00	3,043.00	724.00	2,019.00	343.00	69.00	\$ -	-	193,500.00
474	SANTIAGO LLANO GRANDE	183,972.00	97,419.00	3,277.00	15,882.00	8,049.00	1,259.00	5,095.00	457.00	162.00	\$ -	-	315,572.00
475	SANTIAGO MATATLAN	657,467.00	455,871.00	11,647.00	60,590.00	23,729.00	4,808.00	18,023.00	1,487.00	696.00	\$ 109,248.00	-	1,343,566.00
476	SANTIAGO MILTEPEC	72,731.00	37,133.00	1,359.00	5,426.00	989.00	425.00	836.00	225.00	35.00	\$ 15,462.00	-	134,621.00
477	SANTIAGO MINAS NACALTEPEC	136,798.00	75,462.00	2,404.00	10,037.00	3,089.00	799.00	2,071.00	387.00	70.00	\$ -	-	231,057.00
478	SANTIAGO NACALTEPEC	137,711.00	38,240.00	2,440.00	10,492.00	3,749.00	834.00	2,447.00	385.00	81.00	\$ -	-	196,379.00
479	SANTIAGO NEJAPILLA	58,473.00	33,203.00	1,059.00	3,615.00	408.00	286.00	264.00	204.00	9.00	\$ -	-	97,521.00
480	SANTIAGO NUNDICHE	129,411.00	59,897.00	2,329.00	10,444.00	3,116.00	825.00	2,375.00	344.00	91.00	\$ -	-	208,832.00
481	SANTIAGO NUYOO	178,540.00	58,146.00	3,245.00	16,679.00	4,440.00	1,315.00	4,190.00	405.00	191.00	\$ 4,688.00	-	271,939.00
482	SANTIAGO PINOTEPA NACIONAL	3,790,392.00	1,246,983.00	61,684.00	357,481.00	130,727.00	28,816.00	108,818.00	6,429.00	4,548.00	\$ -	-	7,514,557.00
483	SANTIAGO SUCHILQUITONGO	455,419.00	169,609.00	7,619.00	11,676.00	25,762.00	3,353.00	15,939.00	949.00	500.00	\$ 1,770,479.00	-	720,826.00
484	SANTIAGO TANAZOLA	303,312.00	148,628.00	5,128.00	21,943.00	10,405.00	2,182.00	7,905.00	661.00	306.00	\$ -	-	505,450.00
485	SANTIAGO TAPEXILA	197,658.00	89,857.00	3,515.00	16,279.00	7,232.00	1,291.00	4,693.00	516.00	152.00	\$ -	-	321,193.00
486	SANTIAGO VILLA TEUPAM DE LA UNION	180,751.00	214,635.00	3,167.00	17,431.00	5,684.00	1,305.00	4,568.00	393.00	186.00	\$ -	-	427,120.00
487	SANTIAGO TENANGO	218,252.00	85,040.00	2,633.00	14,800.00	4,610.00	1,360.00	3,778.00	488.00	156.00	\$ 7,671.00	-	338,788.00
488	SANTIAGO TEPETLAPA	66,418.00	41,452.00	1,193.00	4,337.00	306.00	343.00	341.00	215.00	17.00	\$ -	-	114,622.00
489	SANTIAGO TETEPEC	288,989.00	69,625.00	5,019.00	3,910.00	11,424.00	1,908.00	7,277.00	718.00	232.00	\$ -	-	409,096.00
490	SANTIAGO TEXCALCINGO	179,406.00	57,540.00	3,157.00	4,734.00	6,910.00	1,173.00	4,378.00	464.00	138.00	\$ -	-	267,900.00
491	SANTIAGO TEXTILAN	246,210.00	95,187.00	4,457.00	23,783.00	11,525.00	1,882.00	8,064.00	575.00	288.00	\$ -	-	391,971.00
492	SANTIAGO TILANTONIGO	298,789.00	113,963.00	5,521.00	27,360.00	6,404.00	2,152.00	6,392.00	756.00	299.00	\$ 29,392.00	-	491,028.00
493	SANTIAGO TILLO	70,991.00	39,667.00	1,264.00	5,292.00	1,286.00	420.00	978.00	211.00	38.00	\$ -	-	120,147.00
494	SANTIAGO TLAZOVALTEPEC	291,816.00	99,674.00	5,316.00	26,741.00	14,560.00	2,110.00	9,318.00	707.00	296.00	\$ -	-	450,538.00
495	SANTIAGO XANICA	198,421.00	58,101.00	3,560.00	16,131.00	6,376.00	1,277.00	4,502.00	530.00	144.00	\$ 38,153.00	-	377,795.00

1. Importe de las participaciones pagadas a los municipios del Estado de Oaxaca correspondiente al mes de JULIO, INCLUYE EL SEGUNDO AJUSTE TRIMESTRAL DEL FONDO DE FISCALIZACIÓN Y RECAUDACIÓN EJERCICIO 2022

Clave de Municipio	Municipio	FONDO GENERAL DE PARTICIPACIONES	FONDO DE FOMENTO MUNICIPAL	FONDO DE IMPUESTOS ESPECIALES SOBRE PRODUCCION Y SERVICIOS	FONDO DE FISCALIZACION Y RECAUDACION	FONDO DE COMPENSACION	IMPUESTO SOBRE AUTOMOVILES NUEVOS	IMPUESTO A LAS VENTAS FINALES DE GASOLINAS Y DIESEL	FONDO DE COMPENSACION DEL IMPUESTO SOBRE AUTOMOVILES NUEVOS ISAN	ISR ARTICULO 126	ISR 3-B	Hydrocarburos	total
496	SANTIAGO XIACUJ	122,022.00	46,726.00	2,120.00	9,844.00	4,481.00	787.00	2,820.00	315.00	91.00	\$ 9,654.00	-	198,860.00
497	SANTIAGO YATEPEC	246,066.00	131,271.00	4,368.00	20,805.00	9,726.00	1,651.00	6,345.00	628.00	205.00	\$ -	-	421,066.00
498	SANTIAGO YAVEO	387,124.00	110,428.00	7,231.00	35,656.00	17,485.00	2,819.00	11,588.00	1,030.00	383.00	\$ -	2,76,698.00	860,442.00
499	SANTIAGO YOLOMECATL	206,267.00	85,006.00	3,708.00	21,815.00	4,546.00	1,730.00	5,693.00	423.00	299.00	\$ -	-	342,006.00
500	SANTIAGO YOSONDUA	439,756.00	148,921.00	8,030.00	42,152.00	18,620.00	3,328.00	19,506.00	991.00	499.00	\$ -	-	675,795.00
501	SANTIAGO YUCUYACHI	96,837.00	43,521.00	1,754.00	7,171.00	2,337.00	566.00	1,500.00	284.00	49.00	\$ -	-	154,019.00
502	SANTIAGO ZACATEPEC	291,463.00	62,053.00	4,988.00	24,431.00	11,652.00	1,963.00	7,656.00	748.00	249.00	\$ -	-	436,586.00
503	SANTIAGO ZOOCHILA	155,666.00	51,234.00	2,581.00	13,177.00	1,003.00	1,063.00	2,275.00	344.00	141.00	\$ -	-	227,484.00
504	NUOVO ZORQUIAPAMI	163,881.00	85,650.00	2,731.00	13,295.00	3,736.00	1,072.00	3,111.00	390.00	130.00	\$ -	-	273,986.00
505	SANTO DOMINGO INGENIO	542,738.00	188,277.00	11,156.00	72,988.00	18,199.00	5,621.00	22,241.00	754.00	1,158.00	\$ -	-	863,142.00
506	SANTO DOMINGO ALBARRADAS	100,863.00	42,333.00	1,921.00	8,896.00	1,872.00	693.00	1,856.00	266.00	87.00	\$ -	-	158,787.00
507	SANTO DOMINGO ARMENTA	193,140.00	122,372.00	3,423.00	16,295.00	7,344.00	1,294.00	4,829.00	489.00	180.00	\$ -	-	349,346.00
508	SANTO DOMINGO CHIPUITAN	120,895.00	44,672.00	2,143.00	11,531.00	3,820.00	912.00	3,252.00	249.00	139.00	\$ -	-	196,712.00
509	SANTO DOMINGO DE MORELOS	503,032.00	306,320.00	6,648.00	46,562.00	26,179.00	3,723.00	17,099.00	1,087.00	555.00	\$ 9,099.00	-	1,100,580.00
510	SANTO DOMINGO IXCATLAN	102,881.00	41,343.00	1,866.00	7,332.00	1,769.00	578.00	1,224.00	311.00	43.00	\$ -	-	157,347.00
511	SANTO DOMINGO NUXAA	207,896.00	100,177.00	3,661.00	17,456.00	7,699.00	1,389.00	5,131.00	522.00	171.00	\$ -	-	344,092.00
512	SANTO DOMINGO OZOLOTEPEC	105,804.00	44,601.00	1,930.00	7,797.00	2,564.00	614.00	1,621.00	313.00	51.00	\$ -	-	173,843.00
513	SANTO DOMINGO PETAPA	414,388.00	80,520.00	7,371.00	37,862.00	21,175.00	3,005.00	13,403.00	961.00	428.00	\$ 8,548.00	-	600,172.00
514	SANTO DOMINGO ROAYAGA	118,287.00	50,878.00	2,148.00	8,421.00	2,167.00	664.00	1,459.00	359.00	49.00	\$ -	-	195,990.00
515	SANTO DOMINGO TEHUANTEPEC	4,395,004.00	1,620,771.00	80,965.00	491,441.00	159,981.00	39,627.00	152,385.00	7,599.00	7,009.00	\$ -	-	6,953,602.00
516	SANTO DOMINGO TEOJOMULCO	293,829.00	144,302.00	5,168.00	26,660.00	12,288.00	2,118.00	8,509.00	662.00	301.00	\$ 17,708.00	-	511,545.00

I. Importe de las participaciones pagadas a los municipios del Estado de Oaxaca correspondiente al mes de JULIO, INCLUYE EL SEGUNDO AJUSTE TRIMESTRAL DEL FONDO DE FISCALIZACIÓN Y RECAUDACIÓN EJERCICIO 2022

Clave de Municipio	Municipio	FONDO GENERAL DE PARTICIPACIONES	FONDO DE FOMENTO MUNICIPAL	FONDO DE IMPUESTOS ESPECIALES SOBRE PRODUCCION Y SERVICIOS	FONDO DE FISCALIZACIÓN Y RECAUDACIÓN	FONDO DE COMPENSACION	IMPUESTO SOBRE AUTOMOVILES NUEVOS	IMPUESTO A LAS VENTAS FINALES DE GASOLINAS Y DIESEL	FONDO DE COMPENSACION DEL IMPUESTO SOBRE AUTOMOVILES NUEVOS ISAN	ISR ARTICULO 126	ISR 3-B	Hidrocarburos	total
517	SANTO DOMINGO TEPUXTEPEC	234,596.00	104,309.00	5,210.00	27,769.00	13,845.00	2,207.00	9,611.00	695.00	334.00	\$	-	455,576.00
518	SANTO DOMINGO TLATAYAPAM	65,184.00	35,392.00	1,195.00	5,124.00	267.00	402.00	647.00	176.00	40.00	\$	-	108,427.00
519	SANTO DOMINGO TOMALTEPEC	193,160.00	87,911.00	3,470.00	17,964.00	7,979.00	1,423.00	5,660.00	455.00	207.00	\$	-	318,229.00
520	SANTO DOMINGO TONALA	488,094.00	222,124.00	7,452.00	37,566.00	17,319.00	3,020.00	11,663.00	1,065.00	401.00	\$	-	765,563.00
521	SANTO DOMINGO TONALTEPEC	76,355.00	39,429.00	1,381.00	4,956.00	586.00	391.00	454.00	242.00	18.00	\$	26,859.00	128,612.00
522	SANTO DOMINGO XAGACIA	104,189.00	41,078.00	1,876.00	7,874.00	2,800.00	623.00	1,797.00	299.00	58.00	\$	-	165,169.00
523	SANTO DOMINGO YANHUITLAN	215,143.00	70,789.00	3,617.00	19,381.00	3,848.00	1,570.00	4,494.00	548.00	229.00	\$	-	319,619.00
524	SANTO DOMINGO YODOHINO	79,273.00	35,601.00	1,263.00	4,904.00	772.00	393.00	615.00	212.00	23.00	\$	-	120,894.00
525	SANTO DOMINGO ZANATEPEC	839,743.00	328,699.00	12,395.00	75,762.00	29,354.00	6,447.00	24,308.00	1,686.00	1,015.00	\$	3,836.00	1,319,409.00
526	SANTOS REYES NOPALA	770,291.00	295,720.00	12,671.00	69,291.00	36,966.00	5,507.00	25,623.00	1,518.00	854.00	\$	-	1,170,442.00
527	SANTOS REYES PAPAJO	228,101.00	110,752.00	4,235.00	22,377.00	5,798.00	1,759.00	5,781.00	532.00	271.00	\$	-	379,606.00
528	SANTOS REYES TEPEJILLO	167,516.00	52,596.00	3,339.00	19,134.00	2,106.00	1,481.00	4,369.00	342.00	265.00	\$	16,894.00	268,042.00
529	SANTOS REYES YUCUNA	127,504.00	48,124.00	2,310.00	9,615.00	3,395.00	739.00	2,178.00	368.00	69.00	\$	-	194,322.00
530	SANTO TOMAS JALIEZA	262,737.00	116,432.00	4,516.00	23,601.00	9,102.00	1,832.00	6,966.00	825.00	270.00	\$	-	426,141.00
531	SANTO TOMAS MAZATEPEC	161,093.00	51,815.00	2,917.00	14,217.00	6,155.00	1,122.00	4,210.00	395.00	148.00	\$	-	242,072.00
532	SANTO TOMAS OCOATEPEC	230,951.00	143,952.00	4,130.00	20,431.00	9,447.00	1,619.00	6,369.00	559.00	217.00	\$	-	417,675.00
533	SANTO TOMAS TAMAZULAPAN	189,963.00	111,666.00	3,342.00	16,545.00	6,396.00	1,315.00	4,657.00	451.00	174.00	\$	-	357,027.00
534	SAN VICENTE COATLAN	236,363.00	71,453.00	4,051.00	20,435.00	8,123.00	1,638.00	5,952.00	565.00	219.00	\$	42,706.00	391,485.00
535	SAN VICENTE LACHIXIO	264,979.00	55,242.00	4,775.00	26,149.00	7,522.00	2,062.00	7,146.00	524.00	325.00	\$	18,693.00	387,418.00
536	SAN VICENTE NUJU	80,377.00	40,312.00	1,508.00	5,916.00	1,099.00	466.00	862.00	271.00	37.00	\$	-	130,828.00
537	SILAGAYAPAM	487,840.00	205,080.00	8,224.00	40,422.00	15,702.00	3,253.00	11,186.00	1,171.00	408.00	\$	25,019.00	798,305.00
538	SITIO DE XITLAPEHUA	104,880.00	56,779.00	1,945.00	8,126.00	1,674.00	637.00	1,423.00	303.00	60.00	\$	-	175,827.00
539	SOLEDAD ETLA	247,134.00	105,595.00	4,330.00	23,704.00	14,965.00	1,884.00	9,295.00	511.00	292.00	\$	-	407,734.00

I. Importe de las participaciones pagadas a los municipios del Estado de Oaxaca correspondiente al mes de JULIO, INCLUYE EL SEGUNDO AJUSTE TRIMESTRAL DEL FONDO DE FISCALIZACIÓN Y RECAUDACIÓN EJERCICIO 2022

Clave de Municipio	Municipio	FONDO GENERAL DE PARTICIPACIONES	FONDO DE FOMENTO MUNICIPAL	FONDO DE IMPUESTOS ESPECIALES SOBRE PRODUCCION Y SERVICIOS	FONDO DE FISCALIZACION Y RECAUDACION	FONDO DE COMPENSACION	IMPUESTO SOBRE AUTOMOVILES NUEVOS	IMPUESTO A LAS VENTAS FINALES DE GASOLINAS Y DIESEL	FONDO DE COMPENSACION DEL IMPUESTO SOBRE AUTOMOVILES NUEVOS ISRAL	ISR ARTICULO 126	ISR 3-8	Hidrocarburos	total
540	VILLA DE TAMAZULAPAM DEL PROGRESO	520,558.00	239,751.00	9,223.00	54,475.00	19,748.00	4,337.00	17,163.00	1,089.00	747.00	\$	-	867,101.00
541	TANETZE DE ZARAGOZA	128,997.00	58,916.00	2,206.00	9,632.00	3,563.00	772.00	2,317.00	347.00	74.00	\$	-	206,894.00
542	TANICHE	106,064.00	62,882.00	1,912.00	7,715.00	2,080.00	610.00	1,420.00	310.00	50.00	\$	4,026.00	187,069.00
543	TATALTEPEC DE VALDES	315,156.00	156,919.00	5,851.00	31,409.00	14,797.00	2,470.00	10,659.00	725.00	389.00	\$	17,396.00	555,765.00
544	TECOCUILCO DE MARCOS PEREZ	121,675.00	50,935.00	2,105.00	9,831.00	2,417.00	785.00	2,106.00	305.00	91.00	\$	-	198,368.00
545	TEOTILAN DE FLORES MAGON	825,431.00	410,813.00	14,867.00	71,828.00	23,888.00	5,669.00	18,457.00	1,994.00	733.00	\$	-	1,373,730.00
546	TEOTILAN DEL VALLE	364,011.00	149,266.00	6,917.00	39,014.00	14,942.00	3,064.00	12,487.00	860.00	523.00	\$	-	591,084.00
547	TEOTONGO	114,790.00	52,326.00	1,934.00	8,080.00	2,367.00	652.00	1,575.00	314.00	54.00	\$	-	162,092.00
548	TEPELME VILLA DE MORELOS	208,399.00	106,710.00	3,393.00	16,290.00	4,546.00	1,341.00	3,779.00	631.00	157.00	\$	-	348,388.00
549	HEROICA VILLA DE TEZOATLAN DE SEGURA Y LUNA, CUNA DE LA INDEPENDENCIA DE OAXACA	684,031.00	268,180.00	11,335.00	54,814.00	26,768.00	4,423.00	16,787.00	1,602.00	527.00	\$	3,142.00	1,117,305.00
550	SAN JERONIMO TLACOHUAYA	418,370.00	99,789.00	6,609.00	36,140.00	13,546.00	2,959.00	10,579.00	927.00	422.00	\$	48,836.00	614,237.00
551	TLACOLULA DE MATAMOROS	1,937,556.00	752,493.00	32,812.00	209,918.00	71,628.00	16,837.00	67,267.00	3,208.00	3,072.00	\$	24,896.00	3,094,791.00
552	TLACOTEPEC PLUMAS	76,633.00	56,539.00	1,420.00	6,438.00	966.00	508.00	1,162.00	231.00	60.00	\$	-	143,957.00
553	TLALIXTAC DE CABRERA	1,123,535.00	301,954.00	20,358.00	133,222.00	28,670.00	10,537.00	37,983.00	1,824.00	2,042.00	\$	-	1,705,817.00
554	TOTONTEPEC VILLA DE MORELOS	342,622.00	115,602.00	5,652.00	27,658.00	13,741.00	2,247.00	8,685.00	880.00	274.00	\$	45,692.00	522,410.00
555	TRINIDAD ZAAACHILA	177,641.00	76,522.00	3,173.00	15,513.00	8,023.00	1,228.00	5,062.00	431.00	161.00	\$	4,049.00	237,754.00
556	LA TRINIDAD VISTA HERMOSA	75,342.00	39,528.00	1,455.00	6,069.00	720.00	471.00	902.00	234.00	47.00	\$	-	126,856.00
557	UNION HIDALGO	1,050,089.00	387,746.00	19,073.00	108,793.00	34,588.00	8,632.00	31,969.00	2,436.00	1,450.00	\$	2,088.00	1,644,776.00
558	VALERIO TRUJANO	102,079.00	32,000.00	1,811.00	7,992.00	3,236.00	635.00	2,058.00	279.00	66.00	\$	-	150,156.00

I. Importe de las participaciones pagadas a los municipios del Estado de Oaxaca correspondiente al mes de JULIO, INCLUYE EL SEGUNDO AJUSTE TRIMESTRAL DEL FONDO DE FISCALIZACIÓN Y RECAUDACIÓN EJERCICIO 2022

Clave de Municipio	Municipio	FONDO GENERAL DE PARTICIPACIONES	FONDO DE FOMENTO MUNICIPAL	FONDO DE IMPUESTOS ESPECIALES SOBRE PRODUCCION Y SERVICIOS	FONDO DE FISCALIZACIÓN Y RECAUDACIÓN	FONDO DE COMPENSACION	IMPUESTO SOBRE AUTOMÓVILES NUEVOS	IMPUESTO A LAS VENTAS FINALES DE GASOLINAS Y DIESEL	FONDO DE COMPENSACION DEL IMPUESTO SOBRE AUTOMOVILES NUEVOS ISAN	ISR ARTICULO 126	ISR 3-B	Hydrocarburos	total
559	SAN JUAN BAUTISTA VALLE NACIONAL	1,061,464.00	362,167.00	19,159.00	104,325.00	54,195.00	8,249.00	37,011.00	2,316.00	1,297.00	-	-	1,650,177.00
560	VILLA DIAZ ORDAZ	460,079.00	186,457.00	8,550.00	49,024.00	15,116.00	3,860.00	14,446.00	995.00	662.00	-	-	739,189.00
561	YAXE	356,961.00	219,932.00	6,377.00	27,194.00	6,855.00	2,154.00	5,293.00	990.00	207.00	-	-	625,969.00
562	MAGDALENA YODOCONO DE PORFIRIO DIAZ	137,911.00	64,554.00	2,442.00	12,351.00	3,957.00	983.00	3,255.00	336.00	136.00	-	-	232,760.00
563	YOGANA	115,929.00	47,069.00	2,088.00	8,604.00	2,862.00	682.00	1,858.00	343.00	60.00	6,825.00	-	185,288.00
564	YUTANDUCHI DE GUERRERO	160,893.00	77,257.00	2,616.00	11,843.00	2,780.00	963.00	2,311.00	401.00	96.00	5,893.00	-	259,160.00
565	VILLA DE ZAACHILA	2,658,623.00	1,069,680.00	46,535.00	301,736.00	108,550.00	23,934.00	100,450.00	3,747.00	4,509.00	-	-	4,317,764.00
566	SAN MATEO YACUTINDO	211,201.00	80,635.00	3,661.00	17,069.00	7,291.00	1,562.00	4,789.00	529.00	158.00	7,200.00	-	333,889.00
567	ZAPOTITLAN LAGUNAS	205,888.00	65,003.00	3,695.00	17,587.00	7,804.00	1,394.00	5,219.00	537.00	175.00	-	-	307,302.00
568	ZAPOTITLAN PALMAS	120,627.00	84,100.00	2,157.00	10,393.00	3,971.00	823.00	2,855.00	298.00	105.00	-	-	225,329.00
569	SANTA INES DE ZARAGOZA	139,578.00	67,765.00	2,499.00	10,409.00	3,374.00	831.00	2,277.00	391.00	78.00	-	-	227,142.00
	ZIMATLAN DE ALVAREZ	1,314,519.00	572,747.00	23,312.00	141,018.00	51,994.00	11,231.00	45,591.00	2,490.00	1,985.00	-	-	2,202,695.00
		\$303,207,024.00	\$123,271,897.00	\$5,318,948.00	\$29,753,928.00	\$9,690,996.00	\$2,356,672.00	\$8,643,382.00	\$615,213.00	\$379,789.00	\$37,808.00	\$1,180,283.00	\$504,859,426.00

Nota: La sumatoria de las cantidades en cada uno de los fondos pueden no coincidir por efectos del redondeo

San Bartolo Coyotepec, Oaxaca 4 de OCTUBRE de 2022

C.P. JANDO MATUS DELGADO  
TESORERO

En cumplimiento a lo dispuesto en los artículos 82, 90 de la Constitución Política del Estado Libre y Soberano de Oaxaca, 5 párrafo cuarto de la Ley de Coordinación Fiscal; 3 fracción I, 27 fracción XII, 45 fracción XXI de la Ley Orgánica del Poder Ejecutivo del Estado de Oaxaca; 11 último párrafo de la Ley de Coordinación Fiscal para el Estado de Oaxaca; 2, 4 fracción II, inciso c, y 27 fracciones X y XI del Reglamento Interno de la Secretaría de Finanzas del Poder Ejecutivo del Estado, numeral 5 fracción II, inciso b del Acuerdo por el que se expide los lineamientos para la publicación de la información a que se refiere el artículo 60. de la Ley de Coordinación Fiscal



I. Importe de las participaciones pagadas a los municipios del Estado de Oaxaca correspondiente al mes de AGOSTO 2022

Clave de Municipio	Municipio	FONDO GENERAL DE PARTICIPACIONES	FONDO DE FOMENTO MUNICIPAL	FONDO DE IMPUESTOS ESPECIALES SOBRE PRODUCCION Y SERVICIOS	FONDO DE FISCALIZACION Y RECAUDACION	FONDO DE COMPENSACION	IMPUESTO SOBRE AUTOMOVILES NUEVOS	IMPUESTO A LAS VENTAS FINALES DE GASOLINAS Y DIESEL	FONDO DE COMPENSACION DEL IMPUESTO SOBRE AUTOMOVILES NUEVOS ISAN	ISR 125	ISR 3 - B	Hidrocarburos	TOTAL
001	ABEJONES	123,558.00	52,142.00	2,125.00	6,015.00	1,999.00	770.00	3,164.00	359.00	55.00	603.00	-	159,860.00
002	ACATLAN DE PEREZ FIGUEROA	2,456,746.00	978,286.00	37,658.00	78,089.00	107,690.00	23,959.00	65,862.00	4,842.00	3,305.00	-	35,604.00	3,794,021.00
003	ACALOTEPEC	178,666.00	49,566.00	2,926.00	7,114.00	6,013.00	1,461.00	3,543.00	437.00	168.00	-	-	249,894.00
004	ASUNCION CUYOTEPEN	95,472.00	37,465.00	1,552.00	3,977.00	2,653.00	720.00	1,553.00	258.00	74.00	-	-	143,734.00
005	ASUNCION IXTALTEPEC	1,714,784.00	412,969.00	25,999.00	43,079.00	36,749.00	19,723.00	40,145.00	2,468.00	3,063.00	-	-	2,294,979.00
006	ASUNCION NOCHITLAN	1,291,618.00	451,666.00	17,142.00	39,962.00	49,026.00	11,261.00	29,331.00	2,459.00	1,444.00	155,565.00	-	2,049,094.00
007	ASUNCION OCOITLAN	235,126.00	113,850.00	3,828.00	10,131.00	5,986.00	1,694.00	9,993.00	627.00	164.00	-	-	374,379.00
008	ASUNCION TLACOLULITA	118,130.00	58,948.00	1,889.00	4,618.00	1,750.00	966.00	1,605.00	266.00	112.00	-	-	186,284.00
009	AYOZINTITEPEC	383,222.00	167,023.00	5,663.00	12,812.00	16,318.00	3,421.00	9,425.00	840.00	439.00	-	-	599,163.00
010	EL BARRIO DE LA SOLEDAD	1,333,100.00	271,159.00	21,298.00	25,306.00	32,486.00	18,279.00	39,021.00	1,573.00	3,093.00	101,604.00	-	1,846,869.00
011	CAIHUALA	118,914.00	50,978.00	2,003.00	5,014.00	3,304.00	930.00	2,024.00	306.00	100.00	-	-	183,573.00
012	CANDELAJARIA LOXICHA	552,322.00	96,590.00	8,671.00	17,710.00	26,057.00	5,470.00	15,765.00	1,990.00	761.00	-	-	722,436.00
013	CIENEGA DE ZIMATLAN	365,966.00	202,580.00	5,541.00	13,786.00	7,308.00	3,059.00	5,756.00	861.00	366.00	-	-	604,723.00
014	CIUDAD IXTTEPEC	2,729,046.00	794,761.00	40,435.00	74,012.00	67,958.00	28,659.00	60,591.00	5,903.00	4,191.00	-	-	3,805,756.00
015	COATECAS ALTAS	317,594.00	81,180.00	5,138.00	11,866.00	12,514.00	2,774.00	7,362.00	729.00	343.00	-	-	439,500.00
016	COCOYAN DE LAS FLORES	484,276.00	74,357.00	7,652.00	16,292.00	22,038.00	4,616.00	13,228.00	1,004.00	622.00	-	-	624,085.00
017	LA COMPAÑIA	240,986.00	79,021.00	3,890.00	9,049.00	8,506.00	2,097.00	5,188.00	554.00	258.00	-	-	349,537.00
018	CONCEPCION BUENAVISTA	107,640.00	53,256.00	1,866.00	4,714.00	1,789.00	822.00	3,369.00	308.00	85.00	-	-	171,849.00
019	CONCEPCION PAPANAL	199,848.00	47,629.00	3,240.00	7,981.00	6,531.00	1,608.00	3,831.00	492.00	181.00	-	-	271,342.00
020	CONSTANCIA DEL ROSARIO	285,272.00	191,333.00	4,515.00	9,569.00	11,426.00	2,735.00	7,210.00	578.00	370.00	-	-	513,108.00
021	COSOLAPA	830,085.00	319,795.00	13,166.00	26,378.00	34,725.00	8,341.00	22,138.00	1,762.00	1,170.00	-	-	1,257,560.00
022	COSULTEPEC	118,282.00	49,024.00	1,856.00	4,311.00	1,918.00	1,024.00	2,790.00	283.00	126.00	3,608.00	-	182,222.00
023	CUILPAM DE GUERRERO	1,148,216.00	547,198.00	17,301.00	25,262.00	63,946.00	14,153.00	42,118.00	1,461.00	2,285.00	259,922.00	-	2,121,862.00
024	CUYAMECALCO VILLA DE ZARAGOZA	388,846.00	194,833.00	5,175.00	15,117.00	8,586.00	2,577.00	5,017.00	784.00	234.00	-	-	621,183.00
025	CHAHUITES	747,112.00	288,220.00	9,522.00	17,597.00	27,341.00	7,765.00	19,401.00	1,099.00	1,140.00	-	-	1,118,997.00
026	CHALCATONGO DE HIDALGO	584,298.00	155,825.00	9,430.00	18,883.00	21,091.00	5,907.00	14,741.00	1,156.00	832.00	-	-	812,503.00
027	CHIHUIHUITLAN DE BENITO JUAREZ	192,188.00	128,519.80	3,177.00	7,784.00	5,130.00	1,554.00	3,327.00	477.00	176.00	-	-	342,332.00



I. Importe de las participaciones pagadas a los municipios del Estado de Oaxaca correspondiente al mes de AGOSTO 2022

Clave de Municipio	Municipio	FONDO GENERAL DE PARTICIPACIONES	FONDO DE FOMENTO MUNICIPAL	FONDO DE IMPUESTOS ESPECIALES SOBRE PRODUCCION Y SERVICIOS	FONDO DE FISCALIZACION Y RECAUDACION	FONDO DE COMPENSACION	IMPUESTO SOBRE AUTOMOVILES NUEVOS	IMPUESTO A LAS VENTAS FINALES DE GASOLINAS Y DIESEL	FONDO DE COMPENSACION DEL IMPUESTO SOBRE AUTOMOVILES NUEVOS ISAN	ISR 126	ISR 3 - B	Hidrocarburos	TOTAL
028	HEROICA CIUDAD DE EUJTLA DE CRESPO	1,292,032.00	449,399.00	20,517.00	38,677.00	54,969.00	13,714.00	36,618.00	2,351.00	2,005.00 \$	-	-	1,910,282.00
029	ELOXOCHITLAN DE FLORES MAGON	311,442.00	170,222.00	4,791.00	11,677.00	9,885.00	2,565.00	6,084.00	685.00	302.00 \$	-	-	517,653.00
030	EL ESPINAL	1,827,584.00	189,684.00	21,954.00	47,364.00	21,224.00	17,276.00	29,119.00	1,971.00	2,421.00 \$	31,517.00	-	2,190,114.00
031	TAMAZULAPAM DEL ESPIRITU SANTO	617,562.00	94,659.00	7,715.00	21,354.00	17,031.00	4,526.00	10,117.00	1,095.00	487.00 \$	-	-	774,486.00
032	FRESNILLO DE TRUJANO	116,236.00	60,080.00	1,958.00	5,237.00	2,541.00	816.00	1,533.00	322.00	75.00 \$	-	-	188,798.00
033	GUADALUPE ETILA	187,490.00	92,951.00	3,093.00	5,147.00	7,077.00	2,172.00	5,368.00	393.00	334.00 \$	1,204.00	-	305,229.00
034	GUADALUPE DE RAMIREZ	133,534.00	72,155.00	2,128.00	5,273.00	3,077.00	1,070.00	2,123.00	316.00	121.00 \$	12,696.00	-	232,493.00
035	GUELATAO DE JUAREZ	69,274.00	58,191.00	1,145.00	2,563.00	1,594.00	623.00	1,241.00	174.00	79.00 \$	2,140.00	-	137,024.00
036	GURVEA DE HUMBOLDT	319,224.00	62,627.00	4,804.00	11,344.00	12,471.00	2,735.00	7,226.00	669.00	337.00 \$	-	-	421,437.00
037	MESONES HIDALGO	273,312.00	91,853.00	4,379.00	10,138.00	10,426.00	2,980.00	6,178.00	629.00	294.00 \$	-	-	399,589.00
038	VILLA HIDALGO	150,046.00	67,649.00	2,389.00	6,059.00	4,472.00	1,161.00	2,635.00	372.00	126.00 \$	15,325.00	-	250,234.00
039	HEROICA CIUDAD DE HUAUJAPAN DE LEON	8,010,942.00	2,783,184.00	112,948.00	194,750.00	189,097.00	88,574.00	195,565.00	12,933.00	13,504.00 \$	617,674.00	-	12,208,771.00
040	HUAUTEPEC	353,396.00	65,007.00	5,621.00	12,316.00	14,755.00	3,273.00	8,964.00	759.00	430.00 \$	-	-	464,521.00
041	HUAUTLA DE JIMENEZ	1,805,204.00	669,956.00	28,472.00	64,819.00	74,317.00	16,051.00	49,586.00	3,956.00	2,032.00 \$	-	-	2,708,373.00
042	IXTLAN DE JUAREZ	677,182.00	183,105.00	10,208.00	18,910.00	20,087.00	7,213.00	16,370.00	1,215.00	1,064.00 \$	-	-	935,354.00
043	HEROICA CIUDAD DE JUCHITAN DE ZABAGOZA	9,015,138.00	2,618,155.00	136,215.00	231,904.00	273,742.00	102,175.00	233,694.00	32,994.00	15,716.00 \$	-	-	12,639,733.00
044	LOMA BONITA	3,565,682.00	1,674,904.00	52,306.00	110,956.00	98,320.00	34,055.00	74,964.00	6,513.00	4,657.00 \$	-	189,003.00	5,011,401.00
045	MAGDALENA APASCO	596,554.00	319,511.00	9,106.00	11,561.00	19,083.00	7,858.00	18,246.00	667.00	1,311.00 \$	-	-	982,897.00
046	MAGDALENA JALTEPEC	359,748.00	133,532.00	5,362.00	11,005.00	7,001.00	3,517.00	6,795.00	749.00	488.00 \$	10,630.00	-	538,827.00
047	SANTA MAGDALENA JICOTLAN	51,048.00	30,266.00	931.00	2,593.00	195.00	318.00	265.00	170.00	22.00 \$	-	-	85,806.00
048	MAGDALENA MIXTEPEC	136,574.00	68,267.00	2,292.00	5,928.00	3,374.00	1,016.00	2,068.00	362.00	102.00 \$	3,144.00	-	223,127.00
049	MAGDALENA OCCOTLAN	110,785.00	57,537.00	1,866.00	4,865.00	2,811.00	812.00	1,665.00	289.00	80.00 \$	-	-	180,721.00
050	MAGDALENA PENASCO	264,712.00	77,567.00	4,094.00	9,702.00	8,842.00	2,745.00	5,446.00	607.00	272.00 \$	8,367.00	-	381,844.00
051	MAGDALENA TETIPAC	338,170.00	168,276.00	5,427.00	10,992.00	11,054.00	9,384.00	8,090.00	669.00	473.00 \$	12,389.00	-	561,924.00
052	MAGDALENA TECUISISTLAN	451,984.00	145,460.00	5,664.00	11,911.00	14,309.00	4,254.00	10,014.00	851.00	577.00 \$	-	-	645,024.00
053	MAGDALENA TLACOTEPEC	340,160.00	185,906.00	6,077.00	17,228.00	3,116.00	2,076.00	2,277.00	1,048.00	137.00 \$	19,493.00	-	576,859.00
054	MAGDALENA ZAHUATLAN	85,368.00	45,928.00	1,392.00	3,623.00	966.00	631.00	901.00	235.00	63.00 \$	3,344.00	-	142,445.00

I. Importe de las participaciones pagadas a los municipios del Estado de Oaxaca correspondiente al mes de AGOSTO 2022

Clave de Municipio	Municipio	FONDO GENERAL DE PARTICIPACIONES	FONDO DE FOMENTO MUNICIPAL	FONDO DE IMPUESTOS ESPECIALES SOBRE PRODUCCIÓN Y SERVICIOS	FONDO DE FISCALIZACIÓN Y RECAUDACIÓN	FONDO DE COMPENSACION	IMPUESTO SOBRE AUTOMÓVILES NUEVOS	IMPUESTO A LAS VENTAS FINALES DE GASOLINAS Y DIESEL	FONDO DE COMPENSACION DEL IMPUESTO SOBRE AUTOMÓVILES NUEVOS ISAN	ISR 126	ISR 3- B	Hydrocarburos	TOTAL
055	MARISCALA DE JUAREZ	399,586.00	111,339.00	5,949.00	9,180.00	8,935.00	3,854.00	8,361.00	542.00	590.00	\$ -	-	487,736.00
056	MARTIRES DE TACUBAYATA	117,864.00	39,322.00	1,964.00	5,024.00	3,428.00	893.00	1,988.00	310.00	93.00	\$ -	-	170,986.00
057	MATIAS ROMERO AVENDAÑO	3,379,682.00	1,064,618.00	47,253.00	91,961.00	91,519.00	34,683.00	76,393.00	5,231.00	5,047.00	\$ -	58,554.00	4,848,341.00
058	MAZATLÁN VILLA DE FLORES	711,608.00	98,433.00	11,159.00	25,014.00	25,539.00	6,433.00	17,601.00	1,547.00	828.00	\$ -	-	902,262.00
059	MIHUATLÁN DE PORFIRIO DÍAZ	3,134,802.00	1,387,029.00	46,592.00	91,305.00	120,459.00	31,598.00	81,347.00	5,223.00	4,544.00	\$ -	-	4,902,899.00
060	MIXTLÁN DE LA REFORMA	197,502.00	67,517.00	3,005.00	7,765.00	5,886.00	1,504.00	3,438.00	462.00	161.00	\$ -	-	287,240.00
061	MOJNAS	262,076.00	144,595.00	3,984.00	10,321.00	6,790.00	1,993.00	4,241.00	590.00	214.00	\$ -	-	434,806.00
062	NATIVIDAD	91,972.00	44,737.00	1,543.00	3,882.00	1,198.00	713.00	1,091.00	242.00	76.00	\$ 12,065.00	-	157,519.00
063	MAZAHUENGO ETLA	218,904.00	103,715.00	3,456.00	6,224.00	10,367.00	2,392.00	6,650.00	422.00	357.00	\$ -	-	352,487.00
064	NEJAPA DE MADERO	468,210.00	227,594.00	7,201.00	15,033.00	20,251.00	4,534.00	12,383.00	956.00	621.00	\$ -	-	756,783.00
065	IPANTEPEC NIEVES	134,302.00	86,761.00	2,207.00	5,970.00	2,547.00	931.00	1,624.00	365.00	84.00	\$ -	-	234,791.00
066	SANTIAGO NILTEPEC	480,084.00	352,506.00	6,650.00	15,848.00	12,768.00	4,043.00	8,689.00	1,050.00	489.00	\$ -	-	862,127.00
067	OAXACA DE JUAREZ	48,099,414.00	17,324,801.00	732,659.00	1,307,986.00	658,116.00	498,140.00	911,679.00	75,605.00	76,015.00	\$ -	-	69,684,415.00
068	OCCOTLÁN DE MORELOS	1,778,148.00	634,166.00	27,698.00	44,976.00	56,770.00	20,811.00	48,511.00	2,858.00	3,247.00	\$ -	-	2,597,433.00
069	LA PE	193,372.00	77,215.00	3,178.00	7,276.00	7,231.00	1,706.00	4,351.00	444.00	213.00	\$ 6,532.00	-	301,518.00
070	PIÑOTEPA DE DON LUIS	369,956.00	177,901.00	5,746.00	12,089.00	15,212.00	3,567.00	9,511.00	737.00	486.00	\$ -	-	595,205.00
071	PLUMA HIDALGO	343,874.00	239,871.00	5,753.00	14,857.00	7,660.00	2,569.00	4,955.00	895.00	261.00	\$ 23,802.00	-	644,497.00
072	SAN JOSE DEL PROGRESO	1,244,026.00	159,983.00	20,811.00	13,495.00	19,076.00	20,856.00	40,514.00	740.00	3,718.00	\$ -	-	1,522,819.00
073	PUTLA VILLA DE GUERRERO	1,967,148.00	714,935.00	29,772.00	57,793.00	82,825.00	20,240.00	54,001.00	3,672.00	2,913.00	\$ 179,823.00	-	3,113,122.00
074	SANTA CATARINA QUIQUITANI	101,448.00	55,505.00	1,790.00	5,211.00	1,091.00	584.00	658.00	318.00	33.00	\$ 847.00	-	167,485.00
075	REFORMA DE PINEDA	354,818.00	163,235.00	4,362.00	13,219.00	6,379.00	2,257.00	3,834.00	757.00	190.80	\$ -	-	549,051.00
076	LA REFORMA	231,256.00	146,404.00	3,554.00	8,137.00	8,135.00	2,027.00	5,016.00	507.00	254.00	\$ -	-	405,350.00
077	REYES ETLA	373,676.00	111,427.00	4,164.00	8,087.00	10,481.00	2,821.00	7,167.00	498.00	406.00	\$ 18,442.00	-	437,169.00
078	CUAUHTEMOC	162,326.00	57,738.00	2,449.00	5,097.00	3,136.00	1,585.00	3,044.00	277.00	220.00	\$ 8,814.00	-	244,686.00
079	SALINA CRUZ	9,849,908.00	2,146,986.00	143,369.00	201,049.00	204,262.00	121,758.00	247,116.00	14,641.00	19,665.00	\$ -	-	12,948,754.00
080	SAN AGUSTÍN AMATEANGO	129,586.00	57,853.00	2,174.00	5,503.00	3,771.00	996.00	2,219.00	399.00	105.00	\$ 11,013.00	-	213,559.00
081	SAN AGUSTÍN ATENANGO	142,426.00	53,881.00	2,289.00	5,722.00	4,435.00	1,124.00	2,613.00	351.00	124.00	\$ -	-	212,965.00
082	SAN AGUSTÍN CHALUCO	264,546.00	89,611.00	4,250.00	9,656.00	9,894.00	2,356.00	6,007.00	590.00	298.00	\$ 13,007.00	-	400,215.00
083	SAN AGUSTÍN DE LAS JUNTAS	546,346.00	230,944.00	8,457.00	11,726.00	27,555.00	6,951.00	19,488.00	689.00	1,138.00	\$ 43,313.00	-	896,527.00
084	SAN AGUSTÍN ETLA	302,426.00	100,093.00	4,387.00	8,236.00	10,093.00	3,182.00	7,580.00	492.00	468.00	\$ -	-	436,897.00
085	SAN AGUSTÍN LOXICHA	1,205,846.00	225,643.00	18,739.00	38,751.00	60,962.00	13,187.00	38,717.00	2,079.00	1,973.00	\$ -	-	1,606,891.00
086	SAN AGUSTÍN TLACOTEPEC	129,542.00	57,333.00	2,133.00	4,567.00	2,454.00	1,229.00	2,313.00	290.00	163.00	\$ 47,310.00	-	247,334.00

I. Importe de las participaciones pagadas a los municipios del Estado de Oaxaca correspondiente al mes de AGOSTO 2022

Clave de Municipio	Municipio	FONDO GENERAL DE PARTICIPACIONES	FONDO DE FOMENTO MUNICIPAL	FONDO DE IMPUESTOS ESPECIALES SOBRE PRODUCCION Y SERVICIOS	FONDO DE FISCALIZACION Y RECAUDACION	FONDO DE COMPENSACION	IMPUESTO SOBRE AUTOMOVILES NUEVOS	IMPUESTO A LAS VENTAS FINALES DE GASOLINAS Y DIESEL	FONDO DE COMPENSACION DEL IMPUESTO SOBRE AUTOMOVILES NUEVOS ISAN	ISR 126	ISR 3-B	Hidrocarburos	TOTAL
087	SAN AGUSTIN YATARENI	265,376.00	189,339.00	4,147.00	7,731.00	13,109.00	7,637.00	8,175.00	471.00	416.00 \$	-	-	491,803.00
088	SAN ANDRES CABECERA NUEVA	217,224.00	73,261.00	3,575.00	8,757.00	6,813.00	1,758.00	4,090.00	540.00	199.00 \$	4,253.00	-	320,366.00
089	SAN ANDRES IJIMICUITI	152,216.00	38,414.00	2,456.00	5,911.00	5,518.00	1,264.00	3,177.00	366.00	148.00 \$	-	-	209,464.00
090	SAN ANDRES HUAXPALTEPEC	393,148.00	149,367.00	5,871.00	12,348.00	14,731.00	3,785.00	9,672.00	738.00	519.00 \$	-	-	594,179.00
091	SAN ANDRES HUAYAPAM	469,086.00	249,647.00	7,793.00	10,575.00	15,296.00	6,121.00	14,175.00	777.00	1,005.00 \$	-	-	768,475.00
092	SAN ANDRES IXTLARIJUCA	153,674.00	75,288.00	2,505.00	5,810.00	4,248.00	1,332.00	2,894.00	373.00	163.00 \$	-	-	246,287.00
093	SAN ANDRES LAGUNAS	79,435.00	34,830.00	1,300.00	3,348.00	1,741.00	597.00	973.00	208.00	62.00 \$	1,842.00	-	123,837.00
094	SAN ANDRES NUXIARO	151,482.00	77,121.00	2,431.00	6,143.00	4,411.00	1,178.00	2,628.00	378.00	128.00 \$	-	-	245,900.00
095	SAN ANDRES PAXTLAN	293,524.00	175,261.00	4,720.00	10,420.00	10,729.00	2,699.00	6,813.00	634.00	351.00 \$	12,033.00	-	517,184.00
096	SAN ANDRES SINAXTLA	111,590.00	34,946.00	1,618.00	3,694.00	1,819.00	997.00	1,781.00	197.00	129.00 \$	26,085.00	-	182,806.00
097	SAN ANDRES SOLAGA	142,246.00	78,936.00	2,317.00	5,446.00	4,218.00	1,216.00	2,741.00	336.00	147.00 \$	-	-	237,604.00
098	SAN ANDRES TEOCUILALPAM	271,222.00	52,579.00	4,865.00	10,343.00	10,005.00	2,293.00	5,846.00	652.00	274.00 \$	-	-	357,580.00
099	SAN ANDRES TEPETLAPA	111,046.00	59,626.00	1,981.00	5,904.00	895.00	598.00	529.00	362.00	25.00 \$	-	-	180,967.00
100	SAN ANDRES YAA	97,136.00	49,830.00	1,720.00	5,061.00	928.00	544.00	559.00	209.00	27.00 \$	4,285.00	-	160,409.00
101	SAN ANDRES ZABACHE	113,062.00	52,788.00	1,961.00	5,511.00	1,763.00	713.00	1,068.00	335.00	52.00 \$	-	-	177,253.00
102	SAN ANDRES ZAUTLA	260,248.00	101,382.00	4,025.00	7,851.00	12,728.00	2,678.00	7,712.00	491.00	384.00 \$	-	-	397,697.00
103	SAN ANTONINO CASTILLO VELASCO	527,192.00	208,885.00	8,908.00	15,171.00	14,313.00	6,027.00	13,165.00	1,224.00	914.00 \$	-	-	795,799.00
104	SAN ANTONINO EL ALTO	262,334.00	99,762.00	3,788.00	9,237.00	6,428.00	2,155.00	4,472.00	621.00	255.00 \$	8,171.00	-	397,223.00
105	SAN ANTONINO MONTE VERDE	383,742.00	61,279.00	6,069.00	12,877.00	18,321.00	9,670.00	10,589.00	792.00	496.00 \$	-	-	497,835.00
106	SAN ANTONIO ACUTLA	107,674.00	32,986.00	1,810.00	3,207.00	595.00	1,209.00	1,869.00	196.00	182.00 \$	3,095.00	-	152,823.00
107	SAN ANTONIO DE LA CAL	1,095,114.00	357,668.00	15,022.00	27,997.00	63,511.00	11,448.00	36,125.00	1,814.00	1,684.00 \$	60,077.00	-	1,670,460.00
108	SAN ANTONIO HUITEPEC	281,616.00	74,009.00	4,440.00	9,788.00	6,972.00	2,593.00	5,422.00	598.00	339.00 \$	-	-	385,777.00
109	SAN ANTONIO NAWAHUATIPAM	100,674.00	43,997.00	1,658.00	4,118.00	2,952.00	799.00	1,780.00	253.00	88.00 \$	5,669.00	-	161,989.00
110	SAN ANTONIO SIMICAHUA	173,704.00	52,870.00	2,826.00	6,786.00	3,885.00	1,446.00	2,873.00	402.00	170.00 \$	-	-	244,972.00
111	SAN ANTONIO TEPETLAPA	310,052.00	84,710.00	4,603.00	11,123.00	11,439.00	2,591.00	6,699.00	639.00	312.00 \$	-	-	432,168.00
112	SAN BALTAZAR CHICAPAM	357,982.00	177,108.00	5,927.00	16,504.00	6,131.00	2,347.00	3,781.00	1,000.00	191.00 \$	-	-	570,951.00
113	SAN BALTAZAR LOXICHA	241,008.00	153,439.00	3,600.00	9,035.00	7,561.00	1,905.00	4,467.00	587.00	215.00 \$	11,935.00	-	433,747.00
114	SAN BALTAZAR YATZICHI EL BAJO	90,082.00	41,026.00	1,548.00	4,246.00	1,609.00	599.00	981.00	264.00	48.00 \$	3,532.00	-	143,856.00

1. Importe de las participaciones pagadas a los municipios del Estado de Oaxaca correspondiente al mes de AGOSTO 2022

Clave de Municipio	Municipio	FONDO GENERAL DE PARTICIPACIONES	FONDO DE FOMENTO MUNICIPAL	FONDOS ESPECIALES SOBRE PRODUCCION Y SERVICIOS	FONDO DE FISCALIZACION Y RECAUDACION	FONDO DE COMPENSACION	IMPUESTO SOBRE AUTOMOVILES NUEVOS	IMPUESTO A LAS VENTAS FINALES DE GASOLINAS Y DIESEL	FONDO DE COMPENSACION DEL IMPUESTO SOBRE AUTOMOVILES NUEVOS ISAN	ISR 126	ISR 3-B	Hydrocarburos	TOTAL
115	SAN BARTOLO COYOTEPEC	543,032.00	291,176.00	8,165.00	12,816.00	25,056.00	6,419.00	17,459.00	843.00	1,011.00	\$ 86,072.00	-	997,049.00
116	SAN BARTOLOME AYAUTLA	261,108.00	60,383.00	4,214.00	9,800.00	9,681.00	2,263.00	5,796.00	603.00	278.00	\$ -	-	354,128.00
117	SAN BARTOLOME LOVICHA	182,400.00	96,540.00	2,976.00	7,353.00	5,217.00	1,518.00	3,373.00	486.00	178.00	\$ -	-	299,793.00
118	SAN BARTOLOME QUIJANA	449,128.00	140,712.00	6,548.00	14,762.00	5,662.00	4,025.00	6,566.00	956.00	520.00	\$ -	-	629,968.00
119	SAN BARTOLOME YUCUARE	90,998.00	44,889.00	1,619.00	4,413.00	1,748.00	604.00	1,026.00	279.00	49.00	\$ 3,555.00	-	149,178.00
120	SAN BARTOLOME ZOOGOCHO	96,024.00	53,831.00	1,722.00	4,733.00	1,072.00	644.00	824.00	290.00	51.00	\$ 3,086.00	-	164,277.00
121	SAN BARTOLO SOYALTEPEC	101,326.00	42,933.00	1,741.00	4,643.00	1,434.00	710.00	1,062.00	287.00	65.00	\$ 2,292.00	-	156,483.00
122	SAN BARTOLO YALTEPEC	91,196.00	48,092.00	1,509.00	3,880.00	1,560.00	685.00	1,158.00	246.00	70.00	\$ -	-	148,396.00
123	SAN BERNARDO MIXTEPEC	181,374.00	88,784.00	2,876.00	6,753.00	6,723.00	1,552.00	3,956.00	427.00	189.00	\$ 5,403.00	-	298,032.00
124	SAN BLAS ATEMPA	1,139,532.00	357,973.00	16,994.00	29,591.00	46,177.00	12,580.00	33,019.00	1,941.00	1,908.00	\$ 56,072.00	-	1,689,732.00
125	SAN CARLOS YAUTEPEC	679,990.00	223,527.00	10,303.00	22,728.00	27,436.00	6,308.00	16,842.00	1,863.00	836.00	\$ 15,406.00	-	1,004,819.00
126	SAN CRISTOBAL AMATLAN	299,534.00	176,150.00	4,712.00	10,452.00	12,670.00	2,739.00	7,512.00	642.00	356.00	\$ -	-	514,767.00
127	SAN CRISTOBAL AMOLTEPEC	150,222.00	49,627.00	2,417.00	6,345.00	2,955.00	1,105.00	2,007.00	372.00	111.00	\$ 3,331.00	-	218,694.00
128	SAN CRISTOBAL LACHIRIAG	124,126.00	83,329.00	2,101.00	5,396.00	3,217.00	923.00	1,904.00	364.00	92.00	\$ 802.00	-	222,254.00
129	SAN CRISTOBAL SUCHILAHUACA	167,042.00	82,537.00	2,191.00	5,033.00	857.00	1,487.00	2,074.00	275.00	195.00	\$ -	-	261,689.00
130	SAN DIONISIO DEL MAR	377,356.00	127,568.00	6,166.00	14,699.00	12,179.00	3,169.00	7,518.00	899.00	375.00	\$ -	-	549,929.00
131	SAN DIONISIO OCOTEPEC	730,744.00	230,513.00	11,393.00	26,379.00	26,993.00	6,369.00	16,244.00	1,644.00	792.00	\$ 14,656.00	-	1,065,727.00
132	SAN DIONISIO OCOTLAN	163,754.00	64,967.00	2,545.00	6,106.00	3,294.00	1,371.00	2,587.00	372.00	164.00	\$ 9,829.00	-	254,983.00
133	SAN ESTEBAN ATATLARUCA	279,106.00	103,464.00	4,548.00	9,877.00	9,280.00	2,580.00	6,178.00	630.00	336.00	\$ -	-	416,100.00
134	SAN FELIPE JALAPA DE DIAZ	1,335,996.00	703,852.00	20,467.00	39,722.00	66,760.00	13,787.00	40,644.00	2,444.00	1,586.00	\$ -	-	2,225,658.00
135	SAN FELIPE TEJALAPAM	396,792.00	119,168.00	6,196.00	11,156.00	19,649.00	4,345.00	12,445.00	686.00	650.00	\$ -	-	571,087.00
136	SAN FELIPE USILA	670,164.00	361,480.00	10,355.00	21,619.00	29,006.00	6,508.00	17,794.00	1,306.00	894.00	\$ -	-	1,119,120.00
137	SAN FRANCISCO CAJONOS	312,834.00	145,281.00	4,894.00	10,056.00	8,130.00	3,066.00	6,595.00	683.00	429.00	\$ 4,442.00	-	486,414.00
138	SAN FRANCISCO CHALUCA	84,180.00	37,073.00	1,540.00	3,625.00	1,077.00	747.00	1,161.00	231.00	88.00	\$ -	-	133,722.00
139	SAN FRANCISCO CHAPULAPA	179,870.00	53,529.00	3,001.00	7,602.00	5,174.00	1,383.00	3,070.00	467.00	146.00	\$ -	-	254,242.00
140	SAN FRANCISCO CHINDUA	81,336.00	42,876.00	1,376.00	3,499.00	1,944.00	621.00	1,231.00	216.00	65.00	\$ 454.00	-	133,618.00
141	SAN FRANCISCO DEL MAR	523,366.00	244,611.00	8,406.00	15,294.00	20,567.00	5,707.00	14,851.00	596.00	849.00	\$ -	-	833,589.00
142	SAN FRANCISCO HUEHUETLAN	104,664.00	40,048.00	1,760.00	4,300.00	1,983.00	682.00	1,161.00	300.00	54.00	\$ -	-	155,552.00
143	SAN FRANCISCO IXHUATAN	812,728.00	245,895.00	11,701.00	20,656.00	22,680.00	8,838.00	19,549.00	1,379.00	1,318.00	\$ -	-	1,144,680.00

I. Importe de las participaciones pagadas a los municipios del Estado de Oaxaca correspondiente al mes de AGOSTO 2022

Clave de Municipio	Municipio	FONDO GENERAL DE PARTICIPACIONES	FONDO DE FOMENTO MUNICIPAL	FONDO DE IMPUESTOS ESPECIALES SOBRE PRODUCCION Y SERVICIOS	FONDO DE FISCALIZACION Y RECAUDACION	FONDO DE COMPENSACION	IMPUESTO SOBRE AUTOMOVILES NUEVOS	IMPUESTO A LAS VENTAS FINALES DE GASOLINAS Y DIESEL	FONDO DE COMPENSACION DEL IMPUESTO SOBRE AUTOMOVILES NUEVOS ISAN	ISR 126	ISR 3-B	Hydrocarburos	TOTAL
144	SAN FRANCISCO JALTEPETONGO	91,884.00	43,973.00	1,531.00	3,950.00	2,554.00	684.00	1,480.00	753.00	69.00	\$ -	-	146,378.00
145	SAN FRANCISCO LACHIGOLLO	372,332.00	120,310.00	5,489.00	9,041.00	12,597.00	4,249.00	10,127.00	681.00	656.00	\$ -	-	535,487.00
146	SAN FRANCISCO LOGUECHE	312,616.00	109,465.00	3,471.00	6,400.00	6,621.00	1,748.00	9,059.00	528.00	202.00	\$ -	-	547,130.00
147	SAN FRANCISCO NUZARCO	134,686.00	66,930.00	2,223.00	5,542.00	900.00	1,064.00	1,370.00	336.00	117.00	\$ -	-	213,168.00
148	SAN FRANCISCO OZOLOTEPEC	197,862.00	92,672.00	3,029.00	7,986.00	5,350.00	1,465.00	3,705.00	457.00	151.00	\$ -	-	311,877.00
149	SAN FRANCISCO SOLA	148,968.00	78,770.00	2,397.00	5,711.00	4,759.00	1,250.00	2,946.00	369.00	148.00	\$ -	-	245,318.00
150	SAN FRANCISCO TELIXTLAHUACA	613,930.00	95,606.00	9,968.00	17,045.00	33,441.00	6,472.00	19,633.00	1,009.00	951.00	\$ -	-	797,158.00
151	SAN FRANCISCO TEOPAN	66,646.00	30,075.00	1,160.00	3,411.00	741.00	378.00	430.00	207.00	20.00	\$ -	-	103,068.00
152	SAN FRANCISCO TLAPANGINGO	164,180.00	48,740.00	2,700.00	6,377.00	5,761.00	1,394.00	3,476.00	392.00	167.00	\$ -	-	232,687.00
153	SAN GABRIEL MIXTEPEC	262,562.00	47,176.00	4,142.00	9,142.00	11,727.00	2,414.00	6,752.00	564.00	315.00	\$ -	-	344,794.00
154	SAN ILDEFONSO AMATLAN	219,728.00	95,447.00	3,521.00	8,291.00	5,532.00	1,874.00	3,911.00	520.00	226.00	\$ -	-	339,050.00
155	SAN ILDEFONSO SOLA	125,360.00	61,751.00	2,140.00	5,587.00	2,482.00	921.00	1,664.00	341.00	90.00	\$ -	-	200,316.00
156	SAN ILDEFONSO VILLA ALTA	267,992.00	96,521.00	4,409.00	9,010.00	8,805.00	2,656.00	6,256.00	589.00	368.00	\$ 7,605.00	-	404,209.00
157	SAN JACINTO AMILPAS	1,443,882.00	401,556.00	20,661.00	32,683.00	41,003.00	16,801.00	37,467.00	2,173.00	2,038.00	\$ -	-	1,909,864.00
158	SAN JACINTO ILACOTEPEC	240,096.00	101,679.00	4,089.00	7,954.00	5,301.00	2,486.00	4,992.00	571.00	352.00	\$ -	-	467,470.00
159	SAN JERONIMO COATLAN	317,282.00	73,386.00	4,900.00	10,793.00	13,047.00	2,915.00	7,894.00	651.00	385.00	\$ -	-	431,153.00
160	SAN JERONIMO SILCAYOAPILLA	155,116.00	65,351.00	2,354.00	5,985.00	3,412.00	1,208.00	2,350.00	359.00	134.00	\$ 9,076.00	-	245,345.00
161	SAN JERONIMO SOSOLA	191,426.00	51,617.00	3,140.00	7,564.00	6,493.00	1,585.00	3,842.00	463.00	185.00	\$ 10,972.00	-	277,289.00
162	SAN JERONIMO TAVICHE	148,714.00	47,706.00	2,386.00	5,774.00	4,811.00	1,229.00	2,928.00	346.00	144.00	\$ 15,592.00	-	224,630.00
163	SAN JERONIMO TEGDATL	131,350.00	90,691.00	2,167.00	5,569.00	3,728.00	980.00	2,179.00	341.00	102.00	\$ -	-	237,117.00
164	SAN JORGE NUCHITA	195,940.00	49,636.00	3,146.00	7,551.00	6,822.00	1,633.00	4,033.00	466.00	192.00	\$ -	-	269,619.00
165	SAN JOSE AYUQUILA	143,918.00	100,749.00	2,347.00	5,841.00	3,863.00	1,142.00	2,446.00	350.00	177.00	\$ -	-	260,783.00
166	SAN JOSE CHILTEPEC	676,956.00	233,083.00	10,760.00	20,806.00	27,030.00	7,039.00	18,205.00	1,277.00	1,014.00	\$ -	-	995,153.00
167	SAN JOSE DEL PEÑASCO	170,980.00	89,741.00	2,771.00	6,135.00	5,071.00	1,560.00	3,544.00	373.00	202.00	\$ 6,302.00	-	285,789.00
168	SAN JOSE ESTANCIA GRANDE	98,294.00	38,140.00	1,670.00	4,501.00	2,220.00	679.00	1,292.00	276.00	60.00	\$ -	-	147,132.00
169	SAN JOSE INDEPENDENCIA	270,002.00	92,530.00	4,402.00	10,435.00	9,777.00	2,284.00	5,848.00	638.00	273.00	\$ -	-	396,180.00
170	SAN JOSE LACHIGUURI	311,290.00	93,214.00	4,453.00	11,815.00	8,583.00	2,323.00	5,179.00	657.00	247.00	\$ 10,344.00	-	448,110.00
171	SAN JOSE TENANGO	991,004.00	237,590.00	15,501.00	32,073.00	41,047.00	9,698.00	26,510.00	1,986.00	1,337.00	\$ -	-	1,356,746.00

i. Importe de las participaciones pagadas a los municipios del Estado de Oaxaca correspondiente al mes de AGOSTO 2022

Clave de Municipio	Municipio	FONDO GENERAL DE PARTICIPACIONES	FONDO DE FOMENTO MUNICIPAL	FONDO DE IMPUESTOS ESPECIALES SOBRE PRODUCCION Y SERVICIOS	FONDO DE FISCALIZACION Y RECAUDACION	FONDO DE COMPENSACION	IMPUESTO SOBRE AUTOMOVILES NUEVOS	IMPUESTO A LAS VENTAS FINALES DE GASOLINAS Y DIESEL	FONDO DE COMPENSACION DEL IMPUESTO SOBRE AUTOMOVILES NUEVOS ISAN	ISR 126	ISR 3- B	Hidrocarburos	TOTAL
172	SAN JUAN ACHIUTLA	53,750.00	24,731.00	922.00	2,263.00	979.00	432.00	761.00	199.00	48.00	36.00	-	84,060.00
173	SAN JUAN ATEPEC	139,078.00	63,328.00	2,185.00	5,115.00	3,481.00	1,198.00	2,497.00	312.00	147.00	6,636.00	-	223,967.00
174	ANIMAS TRIUNFO	285,766.00	123,086.00	4,378.00	7,356.00	11,025.00	3,267.00	8,219.00	441.00	504.00	33,037.00	-	475,129.00
175	SAN JUAN BAUTISTA ATAHUACA	135,144.00	59,659.00	2,240.00	5,897.00	3,387.00	978.00	1,993.00	963.00	95.00	2,177.00	-	211,933.00
176	SAN JUAN BAUTISTA COXTLAHUACA	249,264.00	87,879.00	4,009.00	10,055.00	6,457.00	1,953.00	4,104.00	639.00	214.00	-	-	364,574.00
177	SAN JUAN BAUTISTA CUICATLAN	618,628.00	158,315.00	9,927.00	16,278.00	24,852.00	6,683.00	17,214.00	1,172.00	987.00	-	-	856,056.00
178	SAN JUAN BAUTISTA GUELACHE	319,138.00	70,246.00	4,782.00	9,511.00	16,113.00	3,222.00	9,469.00	580.00	458.00	-	-	433,513.00
179	SAN JUAN BAUTISTA JAYACATLAN	153,100.00	76,743.00	2,548.00	6,053.00	3,449.00	1,288.00	2,534.00	378.00	152.00	6,130.00	-	252,375.00
180	SAN JUAN BAUTISTA LO DE SOTO	164,820.00	64,692.00	2,693.00	6,430.00	5,591.00	1,383.00	3,347.00	394.00	164.00	-	-	249,504.00
181	SAN JUAN BAUTISTA SUCHITEPEC	86,604.00	42,570.00	1,463.00	3,964.00	1,079.00	593.00	835.00	241.00	52.00	12,236.00	-	149,627.00
182	SAN JUAN BAUTISTA TLACOATZINTEPEC	225,392.00	49,493.00	3,744.00	6,748.00	5,138.00	2,494.00	5,140.00	408.00	373.00	-	-	298,930.00
183	SAN JUAN BAUTISTA TLACHICILCO	140,756.00	79,048.00	2,328.00	5,851.00	3,499.00	1,097.00	2,247.00	360.00	118.00	19,173.00	-	248,477.00
184	SAN JUAN BAUTISTA TUXTEPEC	18,285,190.00	7,420,052.00	257,949.00	474,760.00	384,129.00	194,556.00	891,683.00	27,199.00	28,981.00	3,157,410.00	230,393.00	30,852,332.00
185	SAN JUAN CACAHUATEPEC	485,608.00	131,244.00	7,285.00	15,031.00	21,320.00	4,569.00	12,825.00	928.00	631.00	22,238.00	-	681,679.00
186	SAN JUAN CIENEGUILLA	99,816.00	56,779.00	1,741.00	4,975.00	1,250.00	606.00	779.00	305.00	40.00	27,075.00	-	193,466.00
187	SAN JUAN COATZACOAPAN	163,732.00	49,842.00	2,654.00	7,006.00	4,268.00	1,187.00	2,490.00	433.00	116.00	-	-	231,728.00
188	SAN JUAN COLORADO	504,744.00	70,057.00	7,873.00	15,659.00	22,652.00	5,114.00	14,211.00	966.00	725.00	-	-	642,001.00
189	SAN JUAN COMALTEPEC	227,168.00	68,956.00	3,718.00	7,007.00	7,316.00	2,422.00	5,697.00	431.00	353.00	5,323.00	-	328,391.00
190	SAN JUAN COTZOCON	1,191,168.00	158,285.00	19,484.00	36,311.00	53,171.00	12,193.00	33,645.00	2,291.00	1,742.00	-	244,691.00	1,731,919.00
191	SAN JUAN CHICOMEZUCHIL	49,564.00	25,763.00	872.00	2,374.00	708.00	330.00	479.00	153.00	27.00	240.00	-	80,530.00
192	SAN JUAN CHIATCA	156,114.00	76,467.00	2,524.00	5,151.00	3,672.00	1,548.00	3,165.00	333.00	214.00	1,006.00	-	250,194.00
193	SAN JUAN DEL ESTADO	249,112.00	88,224.00	4,110.00	5,973.00	6,795.00	3,149.00	6,892.00	372.00	510.00	-	-	365,077.00
194	SAN JUAN DEL RIO	175,598.00	69,280.00	2,614.00	6,409.00	3,286.00	1,424.00	2,595.00	445.00	165.00	3,550.00	-	265,364.00
195	SAN JUAN DINJUI	177,892.00	73,778.00	2,856.00	7,287.00	2,472.00	1,352.00	2,133.00	497.00	142.00	-	-	268,409.00

I. Importe de las participaciones pagadas a los municipios del Estado de Oaxaca correspondiente al mes de AGOSTO 2022

Clave de Municipio	Municipio	FONDO GENERAL DE PARTICIPACIONES	FONDO DE FOMENTO MUNICIPAL	FONDO DE IMPUESTOS ESPECIALES SOBRE PRODUCCION Y SERVICIOS	FONDO DE FISCALIZACION Y RECAUDACION	FONDO DE COMPENSACION	IMPUESTO SOBRE AUTOMOVILES NUEVOS	IMPUESTO A LAS VENTAS FINALES DE GASOLINAS Y DIESEL	FONDO DE COMPENSACION DEL IMPUESTO SOBRE AUTOMOVILES NUEVOS ISAN	ISR 126	ISR 3-9	Hidrocarburos	TOTAL
196	SAN JUAN EVANGELISTA ANALCO	128,570.00	38,557.00	2,230.00	3,755.00	978.00	1,508.00	2,456.00	225.00	232.00	\$ 970.00	-	179,881.00
197	SAN JUAN GUELVIA	349,924.00	143,140.00	5,474.00	10,938.00	7,837.00	3,493.00	7,100.00	664.00	481.00	\$ 58,768.00	-	587,703.00
198	SAN JUAN GUICHICOVI	1,640,134.00	887,026.00	25,019.00	47,023.00	70,273.00	17,362.00	46,844.00	2,806.00	2,546.00	\$ -	-	2,739,040.00
199	SAN JUAN IHUALTEPEC	92,648.00	42,538.00	1,591.00	4,609.00	1,462.00	549.00	701.00	280.00	34.00	\$ -	-	144,112.00
200	SAN JUAN JUQUILA	245,176.00	57,662.00	3,949.00	9,477.00	8,719.00	2,043.00	5,120.00	584.00	241.00	\$ -	-	332,971.00
201	SAN JUAN JUQUILA VIAROS	145,710.00	37,977.00	2,410.00	5,791.00	4,461.00	1,209.00	2,773.00	355.00	141.00	\$ 9,709.00	-	210,580.00
202	SAN JUAN LACHAO	293,692.00	152,013.00	4,599.00	10,239.00	10,861.00	2,678.00	6,791.00	616.00	348.00	\$ -	-	481,837.00
203	SAN JUAN LACHIGALLA	234,318.00	69,009.00	3,835.00	9,225.00	8,302.00	1,943.00	4,863.00	571.00	227.00	\$ -	-	376,293.00
204	SAN JUAN LAJARCIA	80,716.00	38,133.00	1,321.00	3,475.00	1,516.00	588.00	1,031.00	209.00	58.00	\$ -	-	127,049.00
205	SAN JUAN LALARA	966,496.00	549,985.00	15,121.00	31,379.00	39,944.00	9,574.00	25,488.00	1,890.00	1,321.00	\$ 63,021.00	39,490.00	1,743,721.00
206	SAN JUAN DE LOS CLUES	155,770.00	50,002.00	2,535.00	5,847.00	5,764.00	1,357.00	3,438.00	381.00	167.00	\$ -	-	225,261.00
207	SAN JUAN MAZATLAN	1,086,564.00	197,975.00	16,871.00	31,415.00	44,871.00	11,591.00	30,628.00	1,970.00	1,705.00	\$ -	32,738.00	1,456,228.00
208	SAN JUAN MIXTEPEC - DTO. 08 -	437,068.00	195,333.00	6,953.00	16,358.00	16,354.00	3,737.00	9,674.00	1,009.00	454.00	\$ -	-	687,059.00
209	SAN JUAN MIXTEPEC - DTO. 26 -	119,252.00	65,865.00	2,039.00	5,834.00	1,430.00	726.00	928.00	380.00	48.00	\$ 3,466.00	-	199,949.00
210	SAN JUAN RUMI	365,542.00	61,881.00	5,764.00	13,666.00	13,705.00	3,097.00	7,966.00	843.00	373.00	\$ -	-	472,877.00
211	SAN JUAN OZOLOTEPEC	213,238.00	67,082.00	3,390.00	8,034.00	8,028.00	1,811.00	4,689.00	488.00	219.00	\$ 4,813.00	-	311,782.00
212	SAN JUAN PETLAPA	219,774.00	54,353.00	3,631.00	8,886.00	7,306.00	1,834.00	4,427.00	535.00	215.00	\$ -	-	300,761.00
213	SAN JUAN QUIAHUE	347,898.00	123,424.00	5,309.00	10,186.00	9,945.00	3,631.00	8,154.00	589.00	528.00	\$ -	-	509,664.00
214	SAN JUAN QUIOTEPEC	173,938.00	47,958.00	2,829.00	7,115.00	4,438.00	1,355.00	2,948.00	445.00	147.00	\$ -	-	241,563.00
215	SAN JUAN SAYULTEPEC	96,596.00	53,582.00	1,495.00	3,530.00	2,113.00	821.00	1,604.00	231.00	99.00	\$ -	-	160,071.00
216	SAN JUAN TABAA	136,454.00	72,625.00	2,254.00	6,008.00	2,961.00	970.00	1,817.00	363.00	91.00	\$ 1,605.00	-	225,149.00
217	SAN JUAN TAMAZOLA	250,694.00	59,024.00	3,981.00	9,941.00	7,693.00	1,979.00	4,626.00	637.00	219.00	\$ -	-	338,794.00
218	SAN JUAN TETLA	95,200.00	50,253.00	1,641.00	4,746.00	1,292.00	565.00	790.00	290.00	35.00	\$ -	-	154,772.00
219	SAN JUAN TETIPAC	210,686.00	74,576.00	3,496.00	8,609.00	6,377.00	1,688.00	3,827.00	540.00	188.00	\$ 57,195.00	-	367,132.00
220	SAN JUAN TEPELUJILA	224,718.00	87,731.00	3,624.00	8,521.00	6,418.00	1,919.00	4,246.00	535.00	232.00	\$ -	-	337,942.00
221	SAN JUAN TEPOSICOLUA	117,786.00	52,522.00	1,924.00	4,634.00	3,566.00	976.00	2,221.00	282.00	114.00	\$ 2,452.00	-	186,477.00
222	SAN JUAN YAEE	132,184.00	64,078.00	1,663.00	5,373.00	3,403.00	1,050.00	2,191.00	327.00	116.00	\$ 2,488.00	-	213,373.00
223	SAN JUAN YATZONA	84,558.00	69,202.00	1,447.00	4,130.00	1,056.00	502.00	636.00	253.00	32.00	\$ 1,1570.00	-	173,048.00
224	SAN JUAN YUCURTA	69,180.00	38,053.00	1,776.00	3,188.00	1,500.00	472.00	884.00	195.00	41.00	\$ -	-	114,729.00

## I. Importe de las participaciones pagadas a los municipios del Estado de Oaxaca correspondiente al mes de AGOSTO 2022

Clave de Municipio	Municipio	FONDO GENERAL DE PARTICIPACIONES	FONDO DE FOMENTO MUNICIPAL	FONDO DE IMPUESTOS ESPECIALES SOBRE PRODUCCION Y SERVICIOS	FONDO DE FISCALIZACION Y RECAUDACION	FONDO DE COMPENSACION	IMPUESTO SOBRE AUTOMOVILES NUEVOS	IMPUESTO A LAS VENTAS FINALES DE GASOLINAS Y DIESEL	FONDO DE COMPENSACION DEL IMPUESTO SOBRE AUTOMOVILES NUEVOS ISAN	ISR 126	ISR 3- B	Hidrocarburos	TOTAL
225	SAN LORENZO	337,844.00	62,250.00	5,356.00	12,203.00	13,767.00	2,998.00	8,114.00	753.00	378.00	-	-	443,668.00
226	SAN LORENZO ALBARRADAS	194,212.00	116,705.00	3,036.00	6,603.00	7,100.00	1,815.00	4,550.00	392.00	241.00	-	-	334,154.00
227	SAN LORENZO CACAOTEPEC	1,128,508.00	390,932.00	17,413.00	22,967.00	44,413.00	14,379.00	36,117.00	1,472.00	2,362.00	-	-	1,656,163.00
228	SAN LORENZO CUARNEQUINTILLA	121,394.00	55,950.00	2,124.00	5,992.00	1,963.00	757.00	1,146.00	366.00	53.00	-	-	189,745.00
229	SAN LORENZO TEXMELUCAN	465,124.00	178,827.00	7,456.00	14,157.00	21,395.00	4,913.00	13,757.00	871.00	715.00	-	-	707,215.00
230	SAN LORENZO VICTORIA	116,670.00	48,269.00	1,915.00	4,256.00	2,225.00	1,066.00	1,897.00	252.00	138.00	-	-	176,788.00
231	SAN LUCAS CAMOTLAN	215,400.00	55,039.00	3,518.00	7,850.00	7,455.00	1,954.00	4,803.00	495.00	250.00	8,305.00	-	305,069.00
232	SAN LUCAS OJITLAN	1,337,198.00	649,420.00	20,215.00	43,847.00	52,068.00	12,515.00	32,812.00	2,624.00	1,674.00	140,927.00	-	2,299,300.00
233	SAN LUCAS QUIAVINI	217,810.00	141,429.00	3,370.00	7,854.00	4,070.00	1,952.00	3,651.00	430.00	250.00	-	-	380,616.00
234	SAN LUCAS ZOOQUIAPAM	417,144.00	68,426.00	6,583.00	14,739.00	16,714.00	3,775.00	10,091.00	910.00	486.00	-	-	538,868.00
235	SAN LUIS AMATLAN	277,054.00	145,583.00	4,470.00	10,788.00	9,058.00	2,294.00	5,474.00	652.00	268.00	8,293.00	-	483,934.00
236	SAN MARCIAL OZOLOTEPEC	158,162.00	103,592.00	2,563.00	7,008.00	3,201.00	1,074.00	1,843.00	454.00	94.00	-	-	278,091.00
237	SAN MARCOS ARTEAGA	161,428.00	66,846.00	2,732.00	6,160.00	3,780.00	1,446.00	2,900.00	392.00	181.00	-	-	245,845.00
238	SAN MARTIN DE LOS CAMBESOS	124,328.00	67,935.00	2,134.00	5,514.00	2,370.00	893.00	1,560.00	344.00	85.00	-	-	205,463.00
239	SAN MARTIN HUAMELULPAM	110,296.00	48,999.00	1,787.00	4,055.00	2,383.00	980.00	1,918.00	262.00	123.00	4,318.00	-	175,121.00
240	SAN MARTIN ITUNTOSO	194,172.00	55,797.00	3,213.00	7,883.00	6,399.00	1,567.00	3,784.00	483.00	177.00	3,818.00	-	276,793.00
241	SAN MARTIN LACHILA	133,572.00	61,904.00	2,192.00	5,016.00	2,468.00	1,182.00	2,171.00	306.00	148.00	6,476.00	-	215,886.00
242	SAN MARTIN PERAS	656,814.00	80,243.00	10,268.00	21,804.00	28,878.00	6,277.00	17,572.00	1,333.00	849.00	-	-	824,038.00
243	SAN MARTIN TILCAUETE	214,048.00	100,589.00	3,470.00	7,569.00	4,743.00	1,986.00	3,940.00	497.00	280.00	20,623.00	-	357,731.00
244	SAN MARTIN TOMPALAN	221,190.00	82,935.00	3,528.00	7,716.00	9,365.00	2,053.00	5,570.00	475.00	270.00	-	-	333,102.00
245	SAN MARTIN ZACATEPEC	110,780.00	35,168.00	1,854.00	4,763.00	3,116.00	833.00	1,825.00	292.00	85.00	-	-	158,714.00
246	SAN MATEO CAJUNOS	67,804.00	40,600.00	1,529.00	4,305.00	1,457.00	551.00	843.00	263.00	40.00	-	-	137,392.00
247	CAPULALPAM DE MENDEZ	178,240.00	61,237.00	2,260.00	6,335.00	3,920.00	1,281.00	2,503.00	306.00	134.00	7,964.00	-	264,180.00
248	SAN MATEO DEL MAR	728,186.00	168,390.00	11,163.00	21,788.00	35,380.00	7,482.00	22,108.00	1,335.00	1,074.00	-	-	986,906.00
249	SAN MATEO YOLIXOCHITLAN	227,866.00	113,987.00	3,646.00	7,973.00	9,064.00	2,114.00	5,359.00	498.00	277.00	19,501.00	-	390,465.00
250	SAN MATEO ETLATONGO	216,148.00	64,270.00	3,092.00	6,954.00	2,965.00	1,956.00	3,931.00	397.00	257.00	-	-	299,370.00
251	SAN MATEO NEJAPAM	138,466.00	61,218.00	2,344.00	6,294.00	2,871.00	935.00	1,691.00	396.00	80.00	6,896.00	-	221,291.00
252	SAN MATEO PEÑASCO	165,978.00	49,846.00	2,742.00	6,658.00	5,630.00	1,359.00	3,306.00	409.00	156.00	-	-	236,084.00



1. Importe de las participaciones pagadas a los municipios del Estado de Oaxaca correspondiente al mes de AGOSTO 2022

Clave de Municipio	Municipio	FONDO GENERAL DE PARTICIPACIONES	FONDO DE FOMENTO MUNICIPAL	FONDO DE IMPUESTOS ESPECIALES SOBRE PRODUCCION Y SERVICIOS	FONDO DE FISCALIZACION Y RECAUDACION	FONDO DE COMPENSACION	IMPUESTO SOBRE AUTOMOVILES NUEVOS	IMPUESTO A LAS VENTAS FINALES DE GASOLINAS Y DIESEL	FONDO DE COMPENSACION DEL IMPUESTO SOBRE AUTOMOVILES NUEVOS ISAN	ISR LZ6	ISM 3-B	Hidrocarburos	TOTAL
253	SAN MATEO PIRAS	197,946.00	87,351.00	3,326.00	8,771.00	4,693.00	1,425.00	2,693.00	537.00	137.00	\$	-	307,029.00
254	SAN MATEO RIO HONDO	249,142.00	91,249.00	4,005.00	9,227.00	7,609.00	2,180.00	5,003.00	582.00	270.00	\$	-	369,267.00
255	SAN MATEO SINDIHUI	164,356.00	46,946.00	2,590.00	6,746.00	4,685.00	1,226.00	2,717.00	409.00	127.00	\$	-	229,802.00
256	SAN MATEO TLAPILTEPEC	79,290.00	39,950.00	1,315.00	3,781.00	548.00	486.00	492.00	231.00	34.00	\$	2,334.00	128,461.00
257	SAN MELCHOR BETAZA	121,442.00	58,634.00	2,081.00	5,664.00	2,488.00	818.00	1,462.00	359.00	69.00	\$	-	193,017.00
258	SAN MIGUEL ACHIUTLA	109,844.00	48,766.00	1,833.00	4,377.00	1,662.00	918.00	1,537.00	273.00	108.00	\$	-	169,358.00
259	SAN MIGUEL AHUEHUETLAN	201,136.00	122,076.00	3,208.00	8,294.00	5,039.00	1,513.00	3,130.00	506.00	157.00	\$	-	345,059.00
260	SAN MIGUEL AIDAPAM	166,994.00	63,544.00	2,718.00	6,658.00	5,202.00	1,352.00	3,133.00	412.00	154.00	\$	-	250,167.00
261	SAN MIGUEL ANAHUILLAN	401,200.00	364,687.00	6,312.00	13,547.00	16,356.00	3,793.00	10,114.00	896.00	508.00	\$	18,443.00	835,796.00
262	SAN MIGUEL ANATLAN	93,472.00	40,514.00	1,576.00	3,844.00	2,378.00	755.00	1,536.00	253.00	85.00	\$	11,331.00	155,764.00
263	SAN MIGUEL COATLAN	255,994.00	107,967.00	3,923.00	9,436.00	7,509.00	2,441.00	4,858.00	561.00	256.00	\$	-	392,045.00
264	SAN MIGUEL CHICAHUA	173,258.00	87,796.00	2,822.00	7,216.00	5,114.00	1,321.00	2,983.00	439.00	139.00	\$	-	281,048.00
265	SAN MIGUEL CHIMALAPA	466,278.00	60,506.00	7,520.00	13,922.00	15,815.00	5,030.00	14,092.00	850.00	742.00	\$	-	582,755.00
266	SAN MIGUEL DEL PUERTO	495,926.00	711,441.00	7,513.00	15,198.00	20,247.00	4,671.00	12,488.00	962.00	628.00	\$	-	1,270,074.00
267	SAN MIGUEL DEL RIO	64,918.00	36,329.00	1,146.00	3,466.00	588.00	365.00	362.00	208.00	18.00	\$	-	107,307.00
268	SAN MIGUEL EJUTLA	127,690.00	59,085.00	2,113.00	4,730.00	2,739.00	1,156.00	2,259.00	289.00	148.00	\$	-	200,209.00
269	SAN MIGUEL EL GRANDE	354,526.00	262,530.00	5,212.00	13,560.00	10,290.00	2,695.00	6,065.00	797.00	291.00	\$	-	655,966.00
270	SAN MIGUEL HUIJUTLA	152,950.00	76,371.00	2,617.00	5,773.00	3,064.00	1,398.00	2,667.00	399.00	178.00	\$	-	245,416.00
271	SAN MIGUEL IMBITEPEC	202,196.00	48,583.00	3,245.00	7,606.00	7,505.00	1,735.00	4,451.00	469.00	211.00	\$	-	276,001.00
272	SAN MIGUEL PANIXTLAHUACA	369,952.00	153,369.00	5,688.00	11,024.00	14,847.00	3,709.00	9,801.00	722.00	532.00	\$	18,452.00	588,096.00
273	SAN MIGUEL PERAS	234,030.00	76,503.00	3,733.00	8,718.00	8,934.00	2,020.00	5,276.00	530.00	248.00	\$	-	339,992.00
274	SAN MIGUEL PIEDRAS	147,462.00	54,410.00	2,535.00	6,048.00	3,125.00	1,224.00	2,337.00	408.00	141.00	\$	-	217,690.00
275	SAN MIGUEL QUETZALTEPEC	385,122.00	65,297.00	6,032.00	12,895.00	17,151.00	3,651.00	10,229.00	810.00	490.00	\$	-	501,677.00
276	SAN MIGUEL SANTA FLOR	138,758.00	72,712.00	2,196.00	6,416.00	1,617.00	750.00	952.00	349.00	45.00	\$	-	213,835.00
277	VILLA SOLA DE VEGA	842,634.00	339,685.00	12,896.00	28,813.00	28,108.00	7,644.00	18,816.00	1,778.00	991.00	\$	139,546.00	1,421,912.00
278	SAN MIGUEL SOYALTEPEC	1,970,228.00	1,189,746.00	29,853.00	58,074.00	91,272.00	20,248.00	57,152.00	3,658.00	2,912.00	\$	304,755.00	3,765,266.00
279	SAN MIGUEL SUCHITEPEC	205,750.00	95,827.00	3,275.00	7,718.00	6,994.00	1,755.00	4,258.00	472.00	713.00	\$	-	332,870.00
280	VILLA TALEA DE CASTRO	208,480.00	100,374.00	3,313.00	7,964.00	4,617.00	1,737.00	3,464.00	489.00	205.00	\$	-	340,634.00
281	SAN MIGUEL TECOMITLAN	82,558.00	36,013.00	1,272.00	3,417.00	733.00	593.00	779.00	193.00	59.00	\$	-	127,635.00

## I. Importe de las participaciones pagadas a los municipios del Estado de Oaxaca correspondiente al mes de AGOSTO 2022

Clave de Municipio	Municipio	FONDO GENERAL DE PARTICIPACIONES	FONDO DE FOMENTO MUNICIPAL	FONDO DE IMPUESTOS ESPECIALES SOBRE PRODUCCIÓN Y SERVICIOS	FONDO DE FISCALIZACIÓN Y RECAUDACIÓN	FONDO DE COMPENSACION	IMPUESTO SOBRE AUTOMÓVILES NUEVOS	IMPUESTO A LAS VENTAS FINALES DE GASOLINAS Y DIESEL	FONDO DE COMPENSACION DEL IMPUESTO SOBRE AUTOMÓVILES NUEVOS ISAN	ISR 126	ISR 3-B	Hidrocarburos	TOTAL
282	SAN MIGUEL TEWANANGO	94,402.00	34,716.00	1,586.00	4,511.00	1,557.00	590.00	907.00	272.00	43.00	\$	-	138,589.00
283	SAN MIGUEL TEQUILTEPEC	167,370.00	69,289.00	2,873.00	5,082.00	2,485.00	1,886.00	3,428.00	324.00	284.00	\$	-	253,031.00
284	SAN MIGUEL TILOQUIAPAM	352,114.00	199,329.00	6,140.00	16,597.00	7,378.00	2,451.00	4,432.00	1,019.00	214.00	\$	-	595,624.00
285	SAN MIGUEL TLACAMAMA	230,976.00	143,754.00	3,629.00	8,168.00	8,681.00	2,082.00	5,338.00	490.00	267.00	\$	41,225.00	444,610.00
286	SAN MIGUEL TLACOTEPEC	266,152.00	121,712.00	4,331.00	10,348.00	7,367.00	2,223.00	4,841.00	660.00	262.00	\$	-	417,896.00
287	TILIANCIINGO	92,058.00	34,718.00	1,642.00	3,695.00	793.00	871.00	1,171.00	257.00	101.00	\$	-	189,196.00
288	SAN MIGUEL YOTAO	92,480.00	62,808.00	1,609.00	4,572.00	1,393.00	568.00	817.00	279.00	39.00	\$	-	164,565.00
289	SAN NICOLAS	122,488.00	49,424.00	2,087.00	5,569.00	2,877.00	859.00	1,677.00	341.00	79.00	\$	-	185,401.00
290	SAN NICOLAS HIDALGO	97,816.00	39,353.00	1,593.00	4,249.00	2,489.00	698.00	1,434.00	254.00	67.00	\$	-	147,953.00
291	SAN PABLO COATLAN	257,210.00	92,310.00	4,115.00	9,432.00	10,259.00	2,268.00	5,993.00	580.00	284.00	\$	-	382,451.00
292	SAN PABLO CUATRO VENDIDOS	138,640.00	70,814.00	2,293.00	5,908.00	3,550.00	1,014.00	2,130.00	361.00	103.00	\$	3,256.00	225,069.00
293	SAN PABLO ETLA	1,272,624.00	449,819.00	18,642.00	27,082.00	41,601.00	15,579.00	36,533.00	1,699.00	2,511.00	\$	-	1,866,090.00
294	SAN PABLO HUIZTO	426,902.00	180,087.00	6,503.00	11,377.00	17,011.00	4,757.00	12,171.00	661.00	723.00	\$	35,610.00	695,802.00
295	SAN PABLO HUIXTEPEC	724,752.00	333,270.00	10,525.00	21,652.00	24,209.00	7,078.00	16,929.00	1,394.00	985.00	\$	-	1,140,794.00
296	SAN PABLO MACUILTIANGUIS	101,172.00	58,993.00	1,687.00	4,384.00	2,289.00	747.00	1,434.00	273.00	74.00	\$	3,813.00	174,866.00
297	SAN PABLO TILALTEPEC	196,644.00	104,245.00	3,258.00	6,756.00	6,444.00	1,927.00	4,580.00	425.00	263.00	\$	2,051.00	336,493.00
298	SAN PABLO VILLA DE MITLA	847,906.00	277,037.00	12,847.00	23,038.00	32,446.00	9,254.00	23,425.00	1,459.00	1,387.00	\$	-	1,228,799.00
299	SAN PABLO YAGANIZA	236,640.00	48,828.00	4,059.00	5,684.00	2,688.00	3,086.00	5,533.00	344.00	506.00	\$	-	307,368.00
300	SAN PEDRO AMUZGOS	354,884.00	95,966.00	5,409.00	11,254.00	15,701.00	3,448.00	9,574.00	699.00	475.00	\$	34,786.00	532,196.00
301	SAN PEDRO APOSTOL	255,962.00	133,005.00	4,150.00	11,218.00	3,799.00	1,780.00	2,751.00	703.00	163.00	\$	14,087.00	427,598.00
302	SAN PEDRO ATOTYAC	298,076.00	85,668.00	4,458.00	10,851.00	10,708.00	2,468.00	6,283.00	624.00	294.00	\$	-	399,430.00
303	SAN PEDRO CAJUNOS	59,232.00	34,138.00	1,634.00	4,295.00	2,577.00	721.00	1,498.00	267.00	71.00	\$	-	144,433.00
304	SAN PEDRO COXCATLPEC	101,764.00	46,786.00	1,747.00	4,572.00	1,700.00	738.00	1,216.00	279.00	71.00	\$	939.00	159,814.00
305	SAN PEDRO COMITANCILLO	300,448.00	157,587.00	4,516.00	8,096.00	10,449.00	3,291.00	7,962.00	456.00	496.00	\$	-	493,291.00
306	SAN PEDRO EL ALTO	265,822.00	91,264.00	4,276.00	9,705.00	10,923.00	2,371.00	6,410.00	594.00	300.00	\$	13,339.00	405,004.00
307	SAN PEDRO HUAMELULA	533,274.00	64,485.00	8,362.00	16,103.00	23,157.00	5,552.00	15,072.00	994.00	802.00	\$	277,079.00	945,230.00
308	SAN PEDRO HUILOTEPEC	266,128.00	166,945.00	3,921.00	8,179.00	7,860.00	2,586.00	5,894.00	461.00	359.00	\$	43,662.00	505,995.00
309	SAN PEDRO IXCATLAN	606,770.00	177,486.00	9,526.00	20,884.00	24,239.00	5,806.00	14,904.00	1,317.00	735.00	\$	-	861,477.00

I. Importe de las participaciones pagadas a los municipios del Estado de Oaxaca correspondiente al mes de AGOSTO 2022

Clave de Municipio	Municipio	FONDO GENERAL DE PARTICIPACIONES	FONDO DE FOMENTO MUNICIPAL	FONDO DE IMPUESTOS ESPECIALES SOBRE PRODUCCION Y SERVICIOS	FONDO DE FISCALIZACION Y RECAUDACION	FONDO DE COMPENSACION	IMPUESTO SOBRE AUTOMOVILES NUEVOS	IMPUESTO A LAS VENTAS FINALES DE GASOLINAS Y DIESEL	FONDO DE COMPENSACION DEL IMPUESTO SOBRE AUTOMOVILES NUEVOS ISAN	ISR 326	ISR 3 - B	Hydrocarburios	TOTAL
310	SAN PEDRO XTLAHUACA	589,940.00	340,839.00	9,128.00	11,445.00	34,217.00	7,841.00	73,490.00	671.00	1,312.00	\$	-	1,018,883.00
311	SAN PEDRO JALTEPETONGO	110,008.00	55,364.00	1,655.00	5,156.00	1,132.00	708.00	884.00	315.00	55.00	\$	-	175,517.00
312	SAN PEDRO JICAYAN	584,534.00	88,649.00	9,035.00	18,829.00	26,366.00	5,679.00	16,030.00	1,162.00	780.00	\$	77,807.00	828,671.00
313	SAN PEDRO JOCOTIAC	116,860.00	52,701.00	2,036.00	5,724.00	1,227.00	736.00	1,063.00	351.00	53.00	\$	2,536.00	183,897.00
314	SAN PEDRO JUCHATENGO	166,286.00	64,513.00	2,511.00	5,915.00	4,200.00	1,415.00	2,962.00	405.00	172.00	\$	-	248,379.00
315	SAN PEDRO MARTIR	165,618.00	86,657.00	2,638.00	6,864.00	4,442.00	1,272.00	2,736.00	420.00	135.00	\$	189,391.00	460,233.00
316	SAN PEDRO MARTIR QUIECHAPA	122,924.00	64,335.00	2,158.00	5,886.00	1,763.00	802.00	1,148.00	442.00	62.00	\$	3,791.00	203,311.00
317	SAN PEDRO MARTIR YUCUMACO	149,680.00	68,394.00	2,431.00	5,978.00	2,886.00	1,203.00	2,234.00	379.00	136.00	\$	3,198.00	236,619.00
318	SAN PEDRO MIXTEPEC - DTO 22	5,693,626.00	1,163,260.00	85,581.00	97,299.00	119,518.00	77,352.00	158,900.00	6,623.00	13,031.00	\$	-	7,415,190.00
319	SAN PEDRO MIXTEPEC - DTO. 26	81,278.00	24,797.00	1,341.00	3,418.00	2,303.00	620.00	1,361.00	212.00	65.00	\$	-	115,385.00
320	SAN PEDRO MOUNOS	75,646.00	26,878.00	1,287.00	3,391.00	1,844.00	543.00	1,030.00	207.00	52.00	\$	-	110,718.00
321	SAN PEDRO NOPALA	103,266.00	38,057.00	1,707.00	4,576.00	1,788.00	725.00	1,206.00	285.00	67.00	\$	-	151,677.00
322	SAN PEDRO OCCOPEATELLO	119,748.00	55,086.00	2,082.00	5,902.00	1,840.00	740.00	1,088.00	362.00	51.00	\$	-	187,900.00
323	SAN PEDRO OCCOPEPEC	189,270.00	44,937.00	3,005.00	6,901.00	5,707.00	1,670.00	3,815.00	407.00	210.00	\$	-	254,922.00
324	SAN PEDRO POCHUTLA	2,920,332.00	808,115.00	41,952.00	66,094.00	114,641.00	34,098.00	87,027.00	4,137.00	5,348.00	\$	446,730.00	4,228,474.00
325	SAN PEDRO QUIATONI	595,386.00	195,318.00	8,891.00	18,856.00	28,046.00	5,689.00	16,503.00	1,125.00	776.00	\$	-	870,590.00
326	SAN PEDRO SOCHAPAM	352,198.00	239,530.00	5,442.00	12,818.00	11,890.00	3,012.00	7,351.00	792.00	368.00	\$	-	693,393.00
327	SAN PEDRO TAPANATEPEC	1,521,732.00	664,517.00	22,970.00	56,504.00	36,900.00	12,387.00	25,431.00	3,408.00	1,444.00	\$	-	2,345,283.00
328	SAN PEDRO TAVICHE	116,926.00	41,064.00	1,573.00	4,976.00	3,400.00	904.00	2,014.00	305.00	96.00	\$	2,648.00	174,306.00
329	SAN PEDRO TEOZACALCO	131,892.00	50,409.00	2,188.00	5,538.00	2,731.00	989.00	1,836.00	346.00	101.00	\$	-	196,130.00
330	SAN PEDRO TEUTLILA	258,770.00	90,790.00	4,148.00	9,508.00	10,202.00	2,277.00	5,987.00	586.00	284.00	\$	5,382.00	387,926.00
331	SAN PEDRO TIDAA	201,634.00	65,991.00	3,168.00	6,139.00	2,330.00	2,097.00	3,557.00	346.00	303.00	\$	-	285,555.00
332	SAN PEDRO TOPILTEPEC	59,394.00	27,148.00	1,030.00	2,892.00	893.00	374.00	545.00	179.00	27.00	\$	-	92,482.00
333	SAN PEDRO TOTOLAPAM	262,206.00	60,998.00	4,139.00	6,779.00	7,906.00	3,044.00	6,920.00	488.00	471.00	\$	-	352,945.00
334	VILLA DE TUTUTEPEC DE MELCHOR OCCAMPO	2,407,964.00	842,992.00	36,358.00	65,267.00	120,481.00	26,302.00	76,010.00	3,897.00	3,950.00	\$	-	3,583,221.00
335	SAN PEDRO YANERI	119,982.00	50,524.00	2,068.00	5,763.00	2,060.00	771.00	1,425.00	353.00	59.00	\$	-	182,805.00

I. Importe de las participaciones pagadas a los municipios del Estado de Oaxaca correspondiente al mes de AGOSTO 2022

Clave de Municipio	Municipio	FONDO GENERAL DE PARTICIPACIONES	FONDO DE FOMENTO MUNICIPAL	FONDO DE IMPUESTOS ESPECIALES SOBRE PRODUCCION Y SERVICIOS	FONDO DE FISCALIZACION Y RECAUDACION	FONDO DE COMPENSACION	IMPUESTO SOBRE AUTOMOVILES NUEVOS	IMPUESTO A LAS VENTAS FINALES DE GASOLINAS Y DIESEL	FONDO DE COMPENSACION DEL IMPUESTO SOBRE AUTOMOVILES NUEVOS ISAN	ISR 126	ISR 3-8	Hydrocarburos	TOTAL
336	SAN PEDRO YOLOX	216,368.00	94,741.00	3,402.00	8,739.00	4,045.00	1,845.00	2,933.00	549.00	174.00	\$ -	-	332,596.00
337	SAN PEDRO Y SAN PABLO AYUTLA	395,178.00	101,844.00	5,897.00	12,738.00	13,140.00	3,717.00	9,011.00	744.00	500.00	\$ 9,798.00	-	552,567.00
338	VILLA DE ETLA	694,870.00	357,508.00	10,230.00	16,459.00	25,028.00	8,105.00	19,337.00	900.00	1,272.00	\$ -	-	1,130,209.00
339	SAN PEDRO Y SAN TEPOSICOLULA	391,952.00	149,326.00	4,163.00	11,294.00	10,470.00	2,567.00	6,418.00	800.00	326.00	\$ -	-	577,626.00
340	SAN PEDRO Y SAN PABLO TEQUILTEPEC	145,266.00	37,765.00	2,405.00	6,177.00	4,162.00	1,094.00	2,408.00	385.00	113.00	\$ -	-	199,775.00
341	SAN PEDRO YUCURAMA	82,674.00	35,752.00	1,352.00	3,930.00	575.00	486.00	463.00	293.00	30.00	\$ 1,619.00	-	127,174.00
342	SAN RAYMUNDO JALPAN	450,352.00	148,321.00	5,224.00	13,334.00	9,905.00	3,751.00	7,571.00	552.00	473.00	\$ -	-	639,583.00
343	SAN SEBASTIAN ABAZOLID	186,228.00	90,698.00	2,998.00	6,376.00	4,785.00	1,644.00	3,456.00	432.00	205.00	\$ -	-	298,022.00
344	SAN SEBASTIAN COATLAN	212,118.00	135,738.00	3,278.00	7,339.00	6,651.00	1,751.00	4,102.00	498.00	206.00	\$ -	-	372,265.00
345	SAN SEBASTIAN IXCAPA	253,236.00	79,302.00	3,964.00	9,163.00	9,950.00	2,215.00	5,831.00	552.00	276.00	\$ -	-	365,089.00
346	SAN SEBASTIAN MICANANDUTA	172,758.00	60,136.00	2,328.00	6,158.00	3,671.00	1,430.00	2,784.00	362.00	171.00	\$ 8,302.00	-	258,300.00
347	SAN SEBASTIAN RIO HONDO	233,384.00	54,170.00	3,754.00	8,429.00	10,019.00	2,106.00	5,776.00	519.00	269.00	\$ 2,975.00	-	321,400.00
348	SAN SEBASTIAN TECOMAXTLAHUAC A	551,828.00	256,634.00	8,563.00	19,278.00	19,395.00	4,975.00	12,322.00	1,148.00	640.00	\$ -	-	874,783.00
349	SAN SEBASTIAN TEPIAC	150,226.00	43,565.00	2,478.00	6,028.00	5,204.00	1,231.00	3,020.00	369.00	141.00	\$ -	-	212,964.00
350	SAN SEBASTIAN TUTLA	1,310,100.00	494,168.00	19,245.00	35,422.00	41,270.00	19,944.00	32,219.00	2,368.00	2,062.00	\$ 125,683.00	-	2,076,481.00
351	SAN SIMON ALMOLONGAS	207,556.00	73,652.00	3,395.00	7,519.00	6,654.00	1,903.00	4,465.00	458.00	246.00	\$ -	-	305,829.00
352	SAN SIMON ZAHUATLAN	252,440.00	59,358.00	4,066.00	8,714.00	11,513.00	2,393.00	6,819.00	537.00	320.00	\$ 24,435.00	-	370,595.00
353	SANTA ANA	174,758.00	149,027.00	2,812.00	6,583.00	5,728.00	1,501.00	3,572.00	407.00	183.00	\$ -	-	344,571.00
354	SANTA ANA ATEIXTLAHUACA	94,940.00	45,536.00	1,664.00	4,842.00	1,121.00	550.00	664.00	295.00	31.00	\$ -	-	149,643.00
355	SANTA ANA CUAUHTEMOC	96,092.00	45,480.00	1,665.00	4,690.00	1,612.00	603.00	936.00	287.00	44.00	\$ -	-	151,409.00
356	SANTA ANA DEL VALLE	270,338.00	80,600.00	4,330.00	8,681.00	5,196.00	2,731.00	5,250.00	518.00	385.00	\$ 11,125.00	-	389,154.00
357	SANTA ANA TAVELA	139,076.00	63,009.00	2,118.00	5,818.00	2,021.00	1,017.00	1,599.00	380.00	101.00	\$ -	-	215,238.00
358	SANTA ANA TLAPACOYAN	240,664.00	97,567.00	3,868.00	8,781.00	4,658.00	2,145.00	4,030.00	599.00	271.00	\$ 6,718.00	-	369,241.00
359	SANTA ANA YARENI	162,644.00	58,264.00	2,640.00	5,466.00	1,509.00	1,595.00	2,514.00	337.00	219.00	\$ -	-	235,188.00
360	SANTA ANA ZEGACHE	295,305.00	140,685.00	4,739.00	10,339.00	5,463.00	2,607.00	6,128.00	675.00	326.00	\$ -	-	470,768.00
361	SANTA CATALINA QUIERI	119,852.00	60,196.00	2,068.00	5,843.00	1,950.00	747.00	1,134.00	362.00	53.00	\$ -	-	192,203.00
362	SANTA CATHARINA QUIXTLA	161,938.00	67,252.00	3,239.00	6,206.00	3,563.00	1,316.00	2,571.00	378.00	152.00	\$ 5,230.00	-	251,201.00
363	SANTA CATHARINA IXTEPEI	189,650.00	64,694.00	3,046.00	7,338.00	6,411.00	1,569.00	3,788.00	465.00	184.00	\$ 10,564.00	-	291,809.00

I. Importe de las participaciones pagadas a los municipios del Estado de Oaxaca correspondiente al mes de AGOSTO 2022

Clave de Municipio	Municipio	FONDO GENERAL DE PARTICIPACIONES	FONDO DE FOMENTO MUNICIPAL	FONDO DE IMPUESTOS ESPECIALES SOBRE PRODUCCION Y SERVICIOS	FONDO DE FISCALIZACION Y RECAUDACION	FONDO DE COMPENSACION	IMPUESTO SOBRE AUTOMOVILES NUEVOS	IMPUESTO A LAS VENTAS FINALES DE GASOLINAS Y DIESEL	FONDO DE COMPENSACION DEL IMPUESTO SOBRE AUTOMOVILES NUEVOS ISAN	ISR 126	ISR 3-B	Hidrocarburos	TOTAL
364	SANTA CATARINA JUCUILA	960,894.00	592,445.00	14,382.00	28,108.00	44,371.00	9,860.00	27,713.00	1,621.00	1,421.00	\$	-	1,680,815.00
365	SANTA CATARINA LACHATAO	110,652.00	55,547.00	1,737.00	4,547.00	2,529.00	817.00	1,595.00	289.00	83.00	\$	-	177,796.00
366	SANTA CATARINA LOMIHA	395,988.00	187,418.00	5,898.00	12,158.00	8,687.00	3,851.00	7,773.00	853.00	531.00	\$	93,450.00	716,607.00
367	SANTA CATARINA MECHOACAN	273,028.00	73,100.00	4,346.00	10,000.00	10,763.00	2,398.00	6,349.00	614.00	299.00	\$	-	380,897.00
368	SANTA CATARINA MINAS	296,816.00	156,742.00	4,997.00	14,231.00	4,917.00	1,848.00	2,898.00	850.00	133.00	\$	11,055.00	494,437.00
369	SANTA CATARINA QUIANE	160,930.00	97,707.00	2,647.00	5,192.00	5,250.00	1,650.00	3,696.00	321.00	238.00	\$	6,846.00	284,685.00
370	SANTA CATARINA TAVATA	125,375.00	58,797.00	1,883.00	4,545.00	1,877.00	1,048.00	1,676.00	267.00	126.00	\$	5,457.00	200,742.00
371	SANTA CATARINA TICUA	140,302.00	69,055.00	2,272.00	5,892.00	2,336.00	1,047.00	1,780.00	363.00	107.00	\$	-	223,134.00
372	SANTA CATARINA YOSONOTU	159,844.00	76,514.00	2,666.00	7,100.00	3,090.00	1,139.00	2,010.00	436.00	106.00	\$	-	252,899.00
373	SANTA CATARINA ZAPOQUIJA	79,826.00	37,087.00	1,406.00	4,048.00	954.00	474.00	583.00	247.00	29.00	\$	-	124,654.00
374	SANTA CRUZ ACATEPEC	126,646.00	41,639.00	2,116.00	5,323.00	3,854.00	985.00	2,263.00	326.00	106.00	\$	-	183,258.00
375	SANTA CRUZ ANILIPAS	821,504.00	320,283.00	11,607.00	18,509.00	32,046.00	9,524.00	24,120.00	1,091.00	1,496.00	\$	-	1,240,180.00
376	SANTA CRUZ DE BRAVO	68,600.00	36,832.00	1,178.00	3,318.00	858.00	431.00	574.00	204.00	31.00	\$	2,429.00	114,463.00
377	SANTA CRUZ ITUNDUIA	513,146.00	132,934.00	9,534.00	19,876.00	25,586.00	5,963.00	16,059.00	1,213.00	819.00	\$	56,927.00	992,051.00
378	SANTA CRUZ MIXTEPEC	216,916.00	107,395.00	3,404.00	7,736.00	8,839.00	1,931.00	5,173.00	478.00	245.00	\$	-	357,117.00
379	SANTA CRUZ NUNDAO	211,710.00	47,183.00	3,436.00	7,448.00	7,007.00	1,986.00	4,732.00	456.00	263.00	\$	14,644.00	298,863.00
380	SANTA CRUZ PAPALOTLA	170,546.00	60,780.00	2,812.00	5,465.00	5,365.00	1,774.00	4,099.00	332.00	254.00	\$	5,463.00	256,890.00
381	SANTA CRUZ TACACHE DE MINA	175,374.00	107,405.00	2,694.00	6,274.00	7,046.00	1,529.00	4,050.00	378.00	189.00	\$	15,297.00	320,230.00
382	SANTA CRUZ TACAHUA	133,252.00	51,830.00	2,067.00	5,507.00	2,814.00	873.00	1,878.00	334.00	82.00	\$	1,865.00	180,402.00
383	SANTA CRUZ TAVATA	89,812.00	41,517.00	1,506.00	3,942.00	2,420.00	641.00	1,020.00	299.00	60.00	\$	-	140,217.00
384	SANTA CRUZ XITLA	272,540.00	67,816.00	4,354.00	9,775.00	11,353.00	2,460.00	6,660.00	602.00	315.00	\$	56,209.00	432,084.00
385	SANTA CRUZ XOXOCOTLAN	8,356,088.00	1,906,334.00	120,518.00	157,854.00	242,312.00	106,520.00	240,314.00	10,526.00	17,561.00	\$	655,062.00	11,813,089.00
386	SANTA CRUZ ZERONTEPEC	1,408,664.00	442,007.00	19,778.00	41,806.00	44,658.00	13,466.00	34,038.00	2,480.00	1,855.00	\$	69,051.00	2,075,803.00
387	SANTA GERTRUDIS	203,266.00	88,702.00	3,090.00	7,161.00	6,916.00	1,774.00	4,312.00	440.00	222.00	\$	-	315,383.00
388	SANTA INES DEL MONTE	186,036.00	179,790.00	3,253.00	7,904.00	6,617.00	1,621.00	3,919.00	483.00	186.00	\$	-	401,799.00
389	SANTA INES YATZECHE	146,984.00	75,018.00	2,575.00	7,192.00	2,148.00	935.00	1,349.00	443.00	69.00	\$	-	236,713.00
390	SANTA LUCIA DEL CAMINO	3,737,584.00	825,626.00	60,451.00	75,695.00	122,541.00	50,208.00	116,731.00	5,334.00	8,394.00	\$	368,941.00	5,371,515.00
391	SANTA LUCIA MIAHUATLAN	234,208.00	103,787.00	3,807.00	9,197.00	7,871.00	1,931.00	4,711.00	566.00	224.00	\$	-	366,297.00

I. Importe de las participaciones pagadas a los municipios del Estado de Oaxaca correspondiente al mes de AGOSTO 2022

Clave de Municipio	Municipio	FONDO GENERAL DE PARTICIPACIONES	FONDO DE FOMENTO MUNICIPAL	FONDOS DE IMPUESTOS ESPECIALES SOBRE PRODUCCION Y SERVICIOS	FONDO DE FISCALIZACION Y RECAUDACION	FONDO DE COMPENSACION	IMPUESTO SOBRE AUTOMOVILES NUEVOS	IMPUESTO A LAS VENTAS FINALES DE GASOLINAS Y DIESEL	FONDO DE COMPENSACION DEL IMPUESTO SOBRE AUTOMOVILES NUEVOS ISAN	ISR 136	ISR 3- B	Hidrocarburos	TOTAL
392	SANTA LUCIA MONTEVERDE	408,896.00	168,924.00	6,413.00	14,513.00	15,750.00	3,654.00	9,558.00	910.00	465.00	\$ 52,042.00	-	681,125.00
393	SANTA LUCIA OCOTLAN	277,714.00	92,725.00	4,392.00	9,216.00	9,914.00	2,684.00	6,841.00	559.00	365.00	\$ 15,046.00	-	420,267.00
394	SANTA MARIA ALOTEPEC	171,830.00	38,964.00	2,766.00	6,366.00	6,632.00	1,504.00	3,911.00	404.00	187.00	\$ -	-	232,564.00
395	SANTA MARIA APAZCO	166,050.00	58,208.00	2,791.00	7,504.00	3,795.00	1,155.00	2,239.00	463.00	104.00	\$ -	-	242,369.00
396	SANTA MARIA LA ASUNCION	230,520.00	62,876.00	3,777.00	9,286.00	7,585.00	1,856.00	4,481.00	575.00	208.00	\$ -	-	311,145.00
397	HEROICA CIUDAD DE TLAXIACO	3,025,940.00	1,158,143.00	43,592.00	75,441.00	96,167.00	33,484.00	78,323.00	4,838.00	5,091.00	\$ -	-	4,521,019.00
398	AYOQUILCO DE ALDAMA	356,636.00	147,067.00	5,347.00	11,847.00	11,609.00	3,263.00	7,779.00	708.00	430.00	\$ 11,030.00	-	555,722.00
399	SANTA MARIA ATZOMPA	2,205,832.00	651,191.00	32,146.00	42,425.00	100,698.00	28,217.00	75,234.00	2,323.00	4,656.00	\$ 777.00	-	3,144,199.00
400	SANTA MARIA CAMOTLAN	191,488.00	64,547.00	2,693.00	6,922.00	4,087.00	1,496.00	2,902.00	386.00	169.00	\$ -	-	274,690.00
401	SANTA MARIA COLOTEPEC	2,463,168.00	597,762.00	36,984.00	35,907.00	64,654.00	35,226.00	77,283.00	2,400.00	6,095.00	\$ 383,117.00	-	3,702,596.00
402	SANTA MARIA CORTIJO	105,704.00	40,671.00	1,791.00	4,776.00	2,531.00	745.00	1,469.00	292.00	69.00	\$ -	-	153,048.00
403	SANTA MARIA COYOTEPEC	292,556.00	133,830.00	4,377.00	6,853.00	9,037.00	3,468.00	7,987.00	409.00	546.00	\$ -	-	459,067.00
404	SANTA MARIA CHACHOAPAM	137,908.00	63,293.00	2,222.00	4,569.00	1,830.00	1,361.00	2,324.00	276.00	188.00	\$ -	-	213,975.00
405	VILLA DE CHILAPA DE DIAZ	240,194.00	79,089.00	3,625.00	6,591.00	4,334.00	2,590.00	4,966.00	438.00	385.00	\$ -	-	342,212.00
406	SANTA MARIA CHILCHOTLA	1,150,256.00	253,293.00	18,007.00	39,325.00	49,159.00	10,767.00	29,939.00	2,493.00	1,422.00	\$ 217,172.00	-	1,780,773.00
407	SANTA MARIA CHIMALAPA	485,684.00	72,076.00	7,455.00	15,637.00	22,528.00	4,579.00	13,264.00	864.00	624.00	\$ -	-	622,191.00
408	SANTA MARIA DEL ROSARIO	85,732.00	51,804.00	1,408.00	3,409.00	1,191.00	594.00	886.00	232.00	54.00	\$ 6,779.00	-	152,491.00
409	SANTA MARIA DEL TULE	893,790.00	214,600.00	12,425.00	18,066.00	21,744.00	11,381.00	24,203.00	1,167.00	1,870.00	\$ 130,725.00	-	1,328,697.00
410	SANTA MARIA ECATEPEC	234,570.00	90,571.00	3,852.00	9,114.00	8,146.00	1,974.00	4,830.00	617.00	233.00	\$ -	-	353,907.00
411	SANTA MARIA GUELACE	99,766.00	61,683.00	1,705.00	4,573.00	2,181.00	693.00	1,287.00	278.00	62.00	\$ 2,399.00	-	174,627.00
412	SANTA MARIA GUIENAGATI	350,653.00	85,398.00	4,944.00	10,577.00	7,512.00	3,333.00	6,703.00	559.00	458.00	\$ -	-	470,142.00
413	SANTA MARIA HUATULCO	12,960,300.00	2,791,939.00	190,173.00	222,539.00	122,321.00	170,611.00	302,973.00	17,082.00	28,609.00	\$ -	-	16,806,547.00
414	SANTA MARIA HUAZOLOTTLAN	608,078.00	225,947.00	9,157.00	18,967.00	28,585.00	5,929.00	16,960.00	1,178.00	820.00	\$ -	-	915,621.00
415	SANTA MARIA IPALAPA	275,498.00	94,286.00	4,429.00	9,800.00	11,621.00	2,561.00	6,896.00	604.00	333.00	\$ 47,296.00	-	457,324.00
416	SANTA MARIA IXCATLAN	96,616.00	52,405.00	1,685.00	4,945.00	1,092.00	550.00	634.00	302.00	30.00	\$ -	-	158,259.00
417	SANTA MARIA JACATEPEC	589,198.00	270,043.00	9,067.00	19,481.00	22,971.00	5,551.00	14,437.00	1,243.00	743.00	\$ -	8,946.00	941,680.00
418	JALAPA DEL MARQUES	641,982.00	164,825.00	9,962.00	17,396.00	28,147.00	7,069.00	18,941.00	1,511.00	1,058.00	\$ -	-	890,891.00
419	SANTA MARIA JALTANGUIS	102,338.00	55,424.00	1,731.00	4,404.00	1,423.00	779.00	1,208.00	277.00	81.00	\$ 3,673.00	-	171,338.00

I. Importe de las participaciones pagadas a los municipios del Estado de Oaxaca correspondiente al mes de AGOSTO 2022

Clave de Municipio	Municipio	FONDO GENERAL DE PARTICIPACIONES	FONDO DE FOMENTO MUNICIPAL	FONDO DE IMPUESTOS ESPECIALES SOBRE PRODUCCION Y SERVICIOS	FONDO DE FISCALIZACION Y RECAUDACION	FONDO DE COMPENSACION	IMPUESTO SOBRE AUTOMOVILES NUEVOS	IMPUESTO A LAS VENTAS FINALES DE GASOLINAS Y DIESEL	FONDO DE COMPENSACION DEL IMPUESTO SOBRE AUTOMOVILES NUEVOS ISAN	ISR 126	ISR 3-B	Hidrocarburos	TOTAL
420	SANTA MARIA LACHIKO	205,408.00	47,883.00	3,290.00	6,649.00	3,966.00	2,056.00	3,961.00	417.00	287.00	7,165.00	-	281,087.00
421	SANTA MARIA MIXTEQUILLA	476,324.00	211,053.00	7,552.00	18,182.00	11,247.00	3,937.00	7,915.00	1,210.00	460.00	-	-	737,880.00
422	SANTA MARIA NATIVITAS	112,042.00	53,182.00	1,713.00	4,731.00	1,445.00	769.00	1,123.00	274.00	71.00	-	-	174,348.00
423	SANTA MARIA NDUVAYACO	84,216.00	33,411.00	1,464.00	4,122.00	1,076.00	528.00	706.00	251.00	38.00	-	-	125,812.00
424	SANTA MARIA OZLOTEPEC	267,042.00	203,135.00	4,301.00	10,448.00	8,960.00	2,191.00	5,311.00	639.00	254.00	-	-	502,281.00
425	SANTA MARIA PAPALO	218,204.00	85,647.00	3,378.00	7,730.00	4,882.00	1,931.00	3,863.00	467.00	244.00	10,161.00	-	336,527.00
426	SANTA MARIA PERALES	478,268.00	73,972.00	7,499.00	16,562.00	21,076.00	4,396.00	12,325.00	1,005.00	575.00	-	-	615,678.00
427	SANTA MARIA PETAPA	762,828.00	149,361.00	11,457.00	21,527.00	39,944.00	6,041.00	23,958.00	1,365.00	1,179.00	-	-	1,019,560.00
428	SANTA MARIA QUIEGOLANI	162,432.00	54,904.00	2,725.00	6,724.00	5,256.00	1,297.00	3,072.00	411.00	144.00	2,423.00	-	239,268.00
429	SANTA MARIA SOLA	345,898.00	63,513.00	2,465.00	6,264.00	3,589.00	1,113.00	2,257.00	390.00	116.00	-	-	225,605.00
430	SANTA MARIA TATALTEPEC	77,506.00	44,725.00	1,347.00	3,530.00	756.00	450.00	488.00	236.00	26.00	-	-	129,464.00
431	SANTA MARIA TECONAVACA	128,154.00	56,485.00	2,069.00	4,821.00	4,377.00	1,108.00	2,686.00	293.00	136.00	8,223.00	-	210,352.00
432	SANTA MARIA TEMAXCALAPA	121,560.00	56,214.00	2,054.00	5,562.00	2,167.00	831.00	1,378.00	349.00	73.00	2,989.00	-	193,181.00
433	SANTA MARIA TEMAXCALTEPEC	195,710.00	48,130.00	3,215.00	7,469.00	6,311.00	1,697.00	4,023.00	458.00	207.00	1,592.00	-	268,812.00
434	SANTA MARIA TEOPOXCO	284,826.00	67,452.00	4,222.00	10,453.00	9,401.00	2,304.00	5,992.00	632.00	268.00	6,681.00	-	391,871.00
435	SANTA MARIA TEPANTLALI	229,470.00	76,514.00	3,588.00	8,423.00	8,402.00	1,970.00	5,077.00	514.00	241.00	-	-	334,149.00
436	SANTA MARIA TEHCANTLAN	108,030.00	43,617.00	1,833.00	5,070.00	2,082.00	710.00	1,233.00	311.00	56.00	-	-	162,944.00
437	SANTA MARIA TLAHUITOLTEPEC	925,700.00	71,343.00	12,227.00	26,383.00	22,821.00	8,738.00	18,668.00	1,289.00	1,206.00	47,722.00	-	1,136,897.00
438	SANTA MARIA TLAUSTAC	157,440.00	52,639.00	2,689.00	6,862.00	4,347.00	1,176.00	2,528.00	487.00	118.00	-	-	228,286.00
439	SANTA MARIA TONAMECA	1,317,696.00	2,481,017.00	19,394.00	38,028.00	59,615.00	18,454.00	37,705.00	2,226.00	1,936.00	-	-	3,971,071.00
440	SANTA MARIA TOTOLAPILLA	116,026.00	79,169.00	1,699.00	5,388.00	1,933.00	732.00	1,145.00	342.00	55.00	-	-	206,689.00
441	SANTA MARIA XADANI	417,770.00	141,003.00	6,440.00	12,360.00	22,039.00	4,324.00	12,972.00	886.00	622.00	-	-	618,416.00
442	SANTA MARIA YALINA	62,692.00	33,510.00	1,089.00	3,173.00	598.00	363.00	387.00	196.00	21.00	1,094.00	-	103,123.00
443	SANTA MARIA YAVEJA	70,626.00	39,670.00	1,111.00	3,138.00	1,045.00	461.00	691.00	184.00	38.00	-	-	110,964.00
444	SANTA MARIA YOLOTEPEC	83,752.00	42,716.00	1,440.00	4,115.00	1,150.00	511.00	694.00	254.00	34.00	-	-	134,666.00
445	SANTA MARIA YOXOYUA	161,662.00	51,739.00	2,702.00	6,428.00	4,059.00	1,359.00	2,809.00	390.00	160.00	2,631.00	-	233,939.00
446	SANTA MARIA YUCURITI	380,400.00	142,083.00	5,923.00	12,585.00	14,304.00	3,617.00	9,192.00	839.00	487.00	22,457.00	-	591,887.00
447	SANTA MARIA ZACATEPEC	821,514.00	548,857.00	12,678.00	24,369.00	40,623.00	8,546.00	24,802.00	1,499.00	1,237.00	-	-	1,484,145.00
448	SANTA MARIA ZANIZA	150,584.00	42,639.00	2,584.00	6,136.00	5,799.00	1,358.00	3,436.00	369.00	163.00	-	-	223,066.00

## I. Importe de las participaciones pagadas a los municipios del Estado de Oaxaca correspondiente al mes de AGOSTO 2022

Clave de Municipio	Municipios	FONDO GENERAL DE PARTICIPACIONES	FONDO DE FOMENTO MUNICIPAL	FONDO DE IMPUESTOS ESPECIALES SOBRE PRODUCCIÓN Y SERVICIOS	FONDO DE FISCALIZACIÓN Y RECALIDAD	FONDO DE COMPENSACIÓN	IMPUESTO SOBRE AUTOMÓVILES NUEVOS	IMPUESTO A LAS VENTAS FINALES DE GASOLINAS Y DIESEL	FONDO DE COMPENSACION DEL IMPUESTO SOBRE AUTOMÓVILES NUEVOS ISAN	ISR 126	ISR 3- B	Hydrocarburos	TOTAL
449	SANTA MARIA ZOOQUILTLAN	209,560.00	58,779.00	3,394.00	7,978.00	7,893.00	1,783.00	4,598.00	525.00	214.00	\$	-	294,624.00
450	SANTIAGO AMOLTEPEC	699,264.00	85,151.00	10,928.00	22,565.00	32,082.00	6,859.00	19,597.00	1,380.00	948.00	\$	-	879,774.00
451	SANTIAGO APOALA	131,106.00	57,782.00	2,355.00	6,001.00	2,362.00	923.00	1,578.00	366.00	85.00	\$	24,326.00	226,784.00
452	SANTIAGO APOSTOL	337,986.00	134,968.00	5,208.00	12,423.00	10,384.00	2,839.00	6,612.00	770.00	341.00	\$	-	510,631.00
453	SANTIAGO ASTAYA	242,560.00	65,965.00	3,845.00	6,983.00	9,320.00	2,647.00	6,705.00	427.00	395.00	\$	-	338,847.00
454	SANTIAGO ATTILAN	209,194.00	46,488.00	3,397.00	7,745.00	8,402.00	1,847.00	4,915.00	484.00	231.00	\$	-	282,693.00
455	SANTIAGO AYUQUILLA	209,084.00	95,288.00	3,271.00	7,561.00	6,855.00	1,825.00	4,368.00	475.00	227.00	\$	-	326,954.00
456	SANTIAGO CACALOXTEPEC	140,400.00	72,212.00	2,252.00	5,287.00	3,965.00	1,203.00	2,652.00	328.00	146.00	\$	-	228,445.00
457	SANTIAGO CAMDITLAN	233,426.00	56,750.00	3,841.00	9,170.00	7,946.00	1,942.00	4,710.00	620.00	226.00	\$	-	318,631.00
458	SANTIAGO CONALTEPEC	161,602.00	63,714.00	2,275.00	6,454.00	2,773.00	1,096.00	1,842.00	355.00	102.00	\$	-	240,713.00
459	SANTIAGO CHAZUMBA	335,948.00	143,378.00	5,172.00	11,135.00	11,675.00	3,185.00	7,727.00	687.00	424.00	\$	-	519,311.00
460	SANTIAGO CHONAMPAM	326,206.00	67,466.00	5,227.00	12,322.00	12,357.00	2,780.00	7,205.00	762.00	336.00	\$	-	434,661.00
461	SANTIAGO DEL RIO	104,704.00	47,652.00	1,709.00	4,592.00	1,243.00	797.00	1,047.00	274.00	69.00	\$	-	162,227.00
462	SANTIAGO HUADOLITLAN	345,174.00	151,082.00	5,297.00	10,842.00	11,032.00	3,403.00	7,963.00	667.00	473.00	\$	-	535,953.00
463	SANTIAGO HUAUCILLA	84,948.00	38,184.00	1,452.00	4,097.00	1,252.00	551.00	807.00	251.00	43.00	\$	-	131,625.00
464	SANTIAGO HUITLAN PLUMAS	89,554.00	36,787.00	1,568.00	3,848.00	813.00	717.00	892.00	238.00	79.00	\$	-	134,596.00
465	SANTIAGO INCLITEPEC	128,780.00	44,614.00	2,142.00	5,336.00	3,866.00	1,016.00	2,307.00	329.00	111.00	\$	-	188,501.00
466	SANTIAGO IXTAYUTLA	687,884.00	82,703.00	10,721.00	21,432.00	32,099.00	6,943.00	19,926.00	1,305.00	982.00	\$	-	863,995.00
467	SANTIAGO JAMILTEPEC	1,118,434.00	1,579,372.00	17,063.00	29,963.00	45,552.00	12,426.00	32,335.00	1,774.00	1,884.00	\$	112,340.00	2,951,145.00
468	SANTIAGO JOCOTEPEC	722,738.00	251,978.00	11,247.00	24,167.00	35,511.00	6,823.00	19,554.00	1,492.00	914.00	\$	20,022.00	1,092,446.00
469	SANTIAGO JUXTIARUACA	1,896,328.00	840,404.00	28,537.00	60,780.00	81,787.00	18,065.00	49,847.00	3,598.00	2,454.00	\$	99,238.00	3,081,038.00
470	SANTIAGO LACHIGIRI	286,608.00	53,250.00	4,534.00	10,259.00	10,399.00	2,566.00	6,454.00	626.00	327.00	\$	-	375,023.00
471	SANTIAGO LALOXA	96,670.00	55,008.00	1,712.00	4,861.00	1,032.00	589.00	695.00	303.00	99.00	\$	-	160,909.00
472	SANTIAGO LAOLLAGA	426,092.00	207,563.00	7,380.00	19,655.00	8,070.00	2,985.00	5,134.00	1,218.00	270.00	\$	-	678,357.00
473	SANTIAGO LAXOXA	128,480.00	55,959.00	2,135.00	5,537.00	3,095.00	953.00	1,895.00	343.00	96.00	\$	10,004.00	208,097.00
474	SANTIAGO LLANO GRANDE	203,090.00	99,812.00	3,256.00	7,428.00	8,186.00	1,799.00	4,783.00	457.00	226.00	\$	-	328,977.00
475	SANTIAGO MATATLAN	739,232.00	461,512.00	11,559.00	24,317.00	24,133.00	7,126.00	16,919.00	1,487.00	971.00	\$	74,214.00	1,861,470.00
476	SANTIAGO MILTEPEC	76,880.00	37,255.00	1,355.00	3,582.00	1,006.00	543.00	785.00	225.00	49.00	\$	-	121,686.00



I. Importe de las participaciones pagadas a los municipios del Estado de Oaxaca correspondiente al mes de AGOSTO 2022

Clave de Municipio	Municipio	FONDO GENERAL DE PARTICIPACIONES	FONDO DE FOMENTO MUNICIPAL	FONDO DE IMPUESTOS ESPECIALES SOBRE PRODUCCION Y SERVICIOS	FONDO DE FISCALIZACION Y RECAUDACION	FONDO DE COMPENSACION	IMPUESTO SOBRE AUTOMOVILES NUEVOS	IMPUESTO A LAS VENTAS FINALES DE GASOLINAS Y DIESEL	FONDO DE COMPENSACION DEL IMPUESTO SOBRE AUTOMOVILES NUEVOS ISAN	ISR 126	ISR 3-B	Hidrocarburos	TOTAL
477	SANTIAGO MINAS	145,000.00	75,966.00	2,395.00	6,372.00	3,141.00	1,033.00	1,944.00	387.00	58.00 \$	-	-	236,336.00
478	SANTIAGO NACALTEPEC	147,242.00	38,240.00	2,429.00	6,264.00	3,813.00	1,104.00	2,397.00	385.00	113.00 \$	-	-	201,887.00
479	SANTIAGO NEJAPILLA	59,418.00	33,316.00	1,058.00	3,165.00	415.00	315.00	247.00	204.00	12.00 \$	-	-	98,220.00
480	SANTIAGO NUNDICHE	140,110.00	60,410.00	2,318.00	5,698.00	3,169.00	1,128.00	2,229.00	344.00	327.00 \$	-	-	215,533.00
481	SANTIAGO NUYOO	201,014.00	58,146.00	3,221.00	6,753.00	4,516.00	1,845.00	3,934.00	405.00	266.00 \$	4,688.00	-	284,892.00
482	PINOTEPA NACIONAL	4,332,288.00	1,273,255.00	61,112.00	120,636.00	132,950.00	43,954.00	102,152.00	6,429.00	6,340.00 \$	65,043.00	-	6,144,159.00
483	SANTIAGO SUCHILQUITONGO	514,152.00	169,609.00	7,556.00	15,621.00	26,200.00	5,015.00	14,963.00	949.00	698.00 \$	-	-	794,767.00
484	SANTIAGO TAMAZOLA	339,210.00	151,129.00	5,085.00	11,018.00	10,582.00	3,180.00	7,421.00	561.00	426.00 \$	-	-	528,716.00
485	SANTIAGO TAPESTLA	215,460.00	90,448.00	3,495.00	8,382.00	7,355.00	1,796.00	4,405.00	516.00	211.00 \$	-	-	332,069.00
486	VILLA TECPAM DE LA UNION	202,620.00	235,119.00	3,144.00	6,729.00	5,781.00	1,925.00	4,288.00	393.00	260.00 \$	-	-	440,259.00
487	SANTIAGO TENANGO	236,532.00	85,663.00	2,614.00	6,665.00	4,689.00	1,880.00	3,546.00	488.00	718.00 \$	7,671.00	-	350,046.00
488	SANTIAGO TEPETLAPA	68,414.00	41,543.00	1,190.00	3,451.00	311.00	400.00	320.00	215.00	74.00 \$	-	-	115,868.00
489	SANTIAGO TETEPEC	316,244.00	69,625.00	4,984.00	11,815.00	11,618.00	2,681.00	6,831.00	718.00	324.00 \$	34,831.00	-	459,675.00
490	SANTIAGO TEXCALINGO	195,654.00	57,540.00	3,140.00	7,526.00	7,028.00	1,634.00	4,110.00	464.00	193.00 \$	-	-	277,289.00
491	SANTIAGO TEXTILAN	290,078.00	97,059.00	4,421.00	8,759.00	11,721.00	2,943.00	7,570.00	575.00	402.00 \$	9,006.00	-	422,436.00
492	SANTIAGO TILANTONGO	333,864.00	115,141.00	5,484.00	11,800.00	6,513.00	3,247.00	6,001.00	756.00	417.00 \$	-	-	483,123.00
493	SANTIAGO TILLO	75,478.00	39,567.00	1,259.00	3,302.00	1,308.00	548.00	918.00	211.00	53.00 \$	-	-	123,044.00
494	SANTIAGO TLAZOYALTEPEC	328,608.00	99,674.00	5,279.00	11,306.00	14,807.00	3,095.00	8,747.00	707.00	413.00 \$	-	-	470,637.00
495	SANTIAGO XANICA	215,342.00	58,101.00	3,542.00	8,626.00	7,095.00	1,756.00	4,226.00	530.00	201.00 \$	15,176.00	-	314,595.00
496	SANTIAGO XIACUI	132,652.00	46,807.00	2,105.00	5,129.00	4,557.00	1,088.00	2,647.00	315.00	126.00 \$	-	-	195,490.00
497	SANTIAGO YANTEPEC	270,168.00	133,468.00	4,342.00	10,114.00	9,802.00	2,335.00	5,956.00	628.00	286.00 \$	17,418.00	-	454,605.00
498	SANTIAGO YAVEO	442,136.00	110,428.00	7,182.00	15,688.00	17,782.00	4,096.00	10,878.00	1,020.00	535.00 \$	-	274,624.00	884,379.00
499	SANTIAGO YOLOMECATL	241,386.00	86,025.00	3,670.00	6,235.00	4,623.00	2,725.00	5,344.00	423.00	417.00 \$	13,987.00	-	364,835.00
500	SANTIAGO YOSONDUA	498,396.00	151,666.00	7,967.00	16,139.00	18,936.00	4,983.00	12,679.00	991.00	695.00 \$	-	-	712,453.00
501	SANTIAGO YUCUYACHI	102,556.00	43,521.00	1,747.00	4,634.00	2,376.00	728.00	1,408.00	284.00	68.00 \$	-	-	157,322.00
502	SANTIAGO ZACATEPEC	320,614.00	62,053.00	4,956.00	11,462.00	11,850.00	2,792.00	7,187.00	748.00	347.00 \$	31,740.00	-	453,719.00
503	SANTIAGO ZOOCHILA	172,170.00	51,492.00	2,563.00	5,856.00	1,020.00	1,531.00	2,136.00	344.00	196.00 \$	-	-	237,308.00
504	NEWO ZOOQUIPAMI	179,186.00	86,743.00	2,715.00	6,505.00	3,600.00	1,506.00	2,920.00	390.00	182.00 \$	4,911.00	-	289,858.00
505	SANTO DOMINGO INGENIO	678,702.00	194,109.00	11,021.00	12,672.00	18,509.00	9,477.00	20,876.00	754.00	1,815.00 \$	-	-	947,737.00

i. Importe de las participaciones pagadas a los municipios del Estado de Oaxaca correspondiente al mes de AGOSTO 2022

Clave de Municipio	Municipio	FONDO GENERAL DE PARTICIPACIONES	FONDO DE FOMENTO MUNICIPAL	FONDO DE IMPUESTOS ESPECIALES SOBRE PRODUCCION Y SERVICIOS	FONDO DE FISCALIZACION Y RECAUDACION	FONDO DE COMPENSACION	IMPUESTO SOBRE AUTOMOVILES NUEVOS	IMPUESTO A LAS VENTAS FINALES DE GASOLINAS Y DIESEL	FONDO DE COMPENSACION DEL IMPUESTO SOBRE AUTOMOVILES NUEVOS ISAN	ISR 126	ISR 3-B	Hidrocarburos	TOTAL
506	SANTO DOMINGO ALBARRADAS	111,084.00	42,499.00	1,910.00	4,362.00	1,904.00	983.00	1,743.00	266.00	121.00	\$ -	-	164,872.00
507	SANTO DOMINGO ARMENTA	211,964.00	124,768.00	3,402.00	7,945.00	7,469.00	1,828.00	4,533.00	489.00	224.00	\$ -	-	362,622.00
508	SANTO DOMINGO CHIHUITAN	137,234.00	45,286.00	2,126.00	4,291.00	3,895.00	1,375.00	3,053.00	749.00	194.00	\$ -	-	197,673.00
509	SANTO DOMINGO DE MORELOS	568,156.00	314,864.00	8,578.00	17,672.00	26,625.00	5,569.00	16,052.00	1,687.00	773.00	\$ -	-	959,376.00
510	SANTO DOMINGO IXCATLAN	107,940.00	43,632.00	1,861.00	5,088.00	1,799.00	721.00	1,149.00	311.00	60.00	\$ -	-	160,561.00
511	SANTO DOMINGO NUXAA	228,008.00	100,918.00	3,639.00	8,529.00	7,829.00	1,959.00	4,836.00	522.00	239.00	\$ -	-	356,459.00
512	SANTO DOMINGO OZOLOTEPEC	111,818.00	44,501.00	1,924.00	5,129.00	2,608.00	784.00	1,521.00	313.00	71.00	\$ 4,274.00	-	173,043.00
513	SANTO DOMINGO PETAPA	464,666.00	80,520.00	7,317.00	15,569.00	21,555.00	4,431.00	12,582.00	961.00	597.00	\$ -	-	608,198.00
514	SANTO DOMINGO ROAVAGA	124,064.00	50,878.00	2,142.00	5,859.00	2,204.00	826.00	1,370.00	359.00	69.00	\$ 5,629.00	-	193,402.00
515	SANTO DOMINGO TEHUANTEPEC	5,217,864.00	1,643,978.00	80,104.00	126,399.00	162,702.00	61,059.00	143,050.00	7,599.00	9,772.00	\$ 2,496,901.00	-	9,950,348.00
516	SANTO DOMINGO TEOCOMULCO	329,146.00	148,296.00	5,130.00	10,994.00	32,497.00	3,120.00	7,987.00	662.00	419.00	\$ -	-	518,251.00
517	SANTO DOMINGO TERUATEPEC	330,856.00	106,598.00	5,168.00	10,352.00	14,080.00	3,321.00	9,022.00	695.00	465.00	\$ -	-	480,558.00
518	SANTO DOMINGO TLATAVAPAM	69,930.00	35,437.00	1,190.00	3,018.00	271.00	537.00	607.00	176.00	56.00	\$ -	-	111,222.00
519	SANTO DOMINGO TOMALTEPEC	217,464.00	88,489.00	3,444.00	7,182.00	8,115.60	2,112.00	5,313.00	455.00	189.00	\$ 19,856.00	-	352,719.00
520	SANTO DOMINGO TOMALA	485,188.00	233,927.00	7,402.00	16,675.00	17,614.00	4,355.00	10,948.00	1,065.00	599.00	\$ 53,646.00	-	821,379.00
521	SANTO DOMINGO TOMALTEPEC	78,456.00	39,515.00	1,378.00	4,024.00	596.00	450.00	426.00	242.00	25.00	\$ -	-	125,112.00
522	SANTO DOMINGO XAGGICIA	110,970.00	41,078.00	1,866.00	4,865.00	2,847.00	815.00	1,687.00	299.00	81.00	\$ -	-	164,530.00
523	SANTO DOMINGO YANHUITLAN	242,036.00	71,308.00	3,588.00	7,450.00	3,913.00	2,333.00	4,219.00	548.00	310.00	\$ -	-	335,714.00
524	SANTO DOMINGO YUDOHINO	76,210.00	35,726.00	1,260.00	3,601.00	785.00	476.00	578.00	212.00	35.00	\$ -	-	118,883.00
525	SANTO DOMINGO ZANATEPEC	938,942.00	395,669.00	12,267.00	22,884.00	29,854.00	9,827.00	22,819.00	1,686.00	1,416.00	\$ 111,011.00	-	1,506,375.00
526	SANTOS REYES NOPALA	810,546.00	302,748.00	12,564.00	24,817.00	39,629.00	8,249.00	24,053.00	1,518.00	1,191.00	\$ -	-	1,235,415.00
527	SANTOS REYES PAPAJO	259,890.00	111,694.00	4,201.00	6,275.00	5,897.00	2,661.00	5,426.00	532.00	378.00	\$ -	-	390,944.00
528	SANTOS REYES TEPEJILLO	108,574.00	52,990.00	3,305.00	5,356.00	2,141.00	2,361.00	4,101.00	342.00	369.00	\$ 6,747.00	-	276,286.00
529	SANTOS REYES YUCUINA	135,624.00	48,124.00	2,301.00	6,013.00	3,453.00	989.00	2,044.00	368.00	96.00	\$ -	-	199,012.00
530	SANTO TOMAS JALIEZA	294,410.00	117,737.00	4,482.00	9,551.00	9,257.00	2,790.00	6,539.00	625.00	376.00	\$ 11,763.00	-	457,530.00
531	SANTO TOMAS MAZATEPEC	178,502.00	51,980.00	2,898.00	6,494.00	6,260.00	1,616.00	3,952.00	395.00	207.00	\$ -	-	257,304.00
532	SANTO TOMAS OCOATEPEC	256,462.00	145,496.00	4,103.00	9,214.00	9,608.00	2,342.00	5,979.00	559.00	303.00	\$ 166.00	-	434,132.00
533	SANTO TOMAS TAMAZULAPAN	210,396.00	113,521.00	3,321.00	7,480.00	6,505.00	1,895.00	4,372.00	451.00	243.00	\$ 9,701.00	-	357,885.00
534	SAN VICENTE COATLAN	262,100.00	71,453.00	4,023.00	9,818.00	8,261.00	2,368.00	5,568.00	585.00	306.00	\$ 20,680.00	-	384,347.00

I. Importe de las participaciones pagadas a los municipios del Estado de Oaxaca correspondiente al mes de AGOSTO 2022

Clave de Municipio	Municipio	FONDO GENERAL DE PARTICIPACIONES	FONDO DE FOMENTO MUNICIPAL	FONDO DE IMPUESTOS ESPECIALES SOBRE PRODUCCION Y SERVICIOS	FONDO DE FISCALIZACION Y RECAUDACION	FONDO DE COMPENSACION	IMPUESTO SOBRE AUTOMOVILES NUEVOS	IMPUESTO A LAS VENTAS FINALES DE GASOLINAS Y DIESEL	FONDO DE COMPENSACION DEL IMPUESTO SOBRE AUTOMOVILES NUEVOS USAN	ISR 125	ISR 3-8	Hidrocarburos	TOTAL
535	SAN VICENTE LACHINO	303,208.00	55,242.00	4,734.00	9,180.00	7,649.00	3,146.00	6,709.00	524.00	454.00	\$ 6,609.00	-	397,465.00
536	SAN VICENTE NUÑU	84,732.00	40,438.00	1,503.00	3,884.00	1,077.00	589.00	828.00	271.00	52.00	\$ -	-	133,474.00
537	SILACATAPAM	535,748.00	207,050.00	8,173.00	19,169.00	15,969.00	4,511.00	10,501.00	1,171.00	569.00	\$ 50,384.00	-	853,345.00
538	SITIO DE XITLAPÉHUA	111,982.00	57,094.00	1,937.00	4,375.00	1,702.00	838.00	1,336.00	303.00	84.00	\$ 4,740.00	-	186,941.00
539	SOLEDAD ETLA	281,384.00	105,599.00	4,293.00	6,310.00	15,240.00	2,855.00	8,725.00	511.00	407.00	\$ -	-	427,524.00
540	VILLA DE TAMAZULAPAM DEL PROGRESO	608,224.00	242,823.00	9,130.00	15,584.00	20,084.00	5,823.00	16,111.00	1,089.00	1,041.00	\$ 56,065.00	-	976,974.00
541	TANETZE DE ZARAGOZA	137,700.00	58,916.00	2,197.00	5,747.00	3,725.00	1,019.00	2,175.00	347.00	103.00	\$ -	-	211,920.00
542	TANICHE	111,894.00	63,231.00	1,806.00	5,129.00	2,115.00	775.00	1,333.00	310.00	69.00	\$ 4,076.00	-	190,788.00
543	TATALTEPEC DE VALDES	360,806.00	161,708.00	5,802.00	11,154.00	15,048.00	3,764.00	10,004.00	725.00	542.00	\$ -	-	569,613.00
544	TECOCUILCO DE MARCOS PEREZ	132,360.00	51,105.00	2,093.00	5,091.00	2,458.00	1,088.00	1,977.00	305.00	127.00	\$ 4,049.00	-	200,653.00
545	TEOTITLAN DE FLORES MAGON	911,574.00	414,022.00	14,775.00	33,558.00	24,294.00	8,109.00	17,327.00	1,594.00	1,022.00	\$ -	-	1,426,775.00
546	TEOTITLAN DEL VALLE	425,392.00	151,441.00	6,851.00	11,784.00	15,196.00	4,804.00	11,722.00	860.00	729.00	\$ -	-	628,779.00
547	TEOTONGO	131,098.00	52,940.00	1,927.00	5,282.00	2,407.00	831.00	1,478.00	314.00	75.00	\$ -	-	185,732.00
548	TEPELMEHUE VILLA DE MORELOS	226,792.00	107,849.00	3,374.00	6,130.00	4,623.00	1,863.00	3,548.00	631.00	218.00	\$ -	-	357,028.00
549	HEROICA VILLA DE TEZOATLAN DE SEGURA Y LUINA, CIUDA DE LA INDEPENDENCIA DE OAXACA	745,888.00	268,180.00	11,268.00	27,373.00	27,273.00	6,178.00	15,759.00	1,607.00	735.00	\$ 51,109.00	-	1,155,115.00
550	SAN JERONIMO TLACOCANHAYA	467,862.00	100,732.00	6,556.00	14,184.00	13,776.00	4,362.00	9,531.00	927.00	588.00	\$ 24,868.00	-	643,786.00
551	TLACOLULA DE MATAMOROS	2,298,250.00	761,875.00	33,425.00	49,904.00	72,846.00	27,065.00	63,146.00	3,208.00	4,284.00	\$ 491,889.00	-	3,804,902.00
552	TLACOTEPEC PULMAS	83,670.00	56,678.00	1,412.00	3,316.00	982.00	708.00	1,090.00	231.00	84.00	\$ -	-	148,171.00
553	TUAUTAC DE CABRERA	1,363,302.00	305,967.00	20,101.00	26,858.00	29,158.00	17,335.00	35,656.00	1,824.00	2,847.00	\$ -	-	1,803,048.00
554	TOTONTEPEC VILLA DE MORELOS	374,826.00	116,602.00	5,618.00	13,372.00	13,975.00	3,160.00	8,153.00	889.00	382.00	\$ 10,501.00	-	547,469.00
555	TRINIDAD ZAACHILA	196,570.00	76,532.00	3,152.00	7,116.00	8,159.00	1,765.00	4,752.00	431.00	225.00	\$ -	-	298,692.00
556	LA TRINIDAD VISTA HERMOSA	96,896.00	99,528.00	1,449.00	3,605.00	732.00	629.00	847.00	294.00	66.00	\$ 2,411.00	-	130,397.00
557	UNION HIDALGO	1,220,344.00	387,817.00	18,891.00	33,265.00	35,176.00	13,459.00	30,011.00	2,436.00	2,022.00	\$ -	-	1,743,421.00
558	VALERIO TRUJANO	109,872.00	32,000.00	1,802.00	4,535.00	3,291.00	856.00	1,932.00	279.00	93.00	\$ -	-	154,660.00
559	SAN JUAN BAUTISTA VALLE NACIONAL	1,213,736.00	371,548.00	18,994.00	36,775.00	55,116.00	12,567.00	34,743.00	2,316.00	1,808.00	\$ -	-	1,747,599.00
560	VILLA DIAZ ORDAZ	537,762.00	189,030.00	8,467.00	14,563.00	15,373.00	6,063.00	13,581.00	995.00	923.00	\$ 108,388.00	-	895,125.00
561	YANE	381,216.00	222,175.00	6,351.00	16,434.00	6,972.00	2,842.00	4,968.00	990.00	288.00	\$ -	-	642,236.00

I. Importe de las participaciones pagadas a los municipios del Estado de Oaxaca correspondiente al mes de AGOSTO 2022

Clave de Municipio	Municipio	FONDO GENERAL DE PARTICIPACIONES	FONDO DE FOMENTO MUNICIPAL	FONDO DE IMPUESTOS ESPECIALES SOBRE PRODUCCION Y SERVICIOS	FONDO DE FISCALIZACION Y RECAUDACION	FONDO DE COMPENSACION	IMPUESTO SOBRE AUTOMOVILES NUEVOS	IMPUESTO A LAS VENTAS FINALES DE GASOLINAS Y DIESEL	FONDO DE COMPENSACION DEL IMPUESTO SOBRE AUTOMOVILES NUEVOS ISAN	ISR 126	ISR 3- B	Hidrocarburos	TOTAL
562	MAGDALENA YODOCONO DE PORFIRIO DIAZ	353,884.00	65,056.00	2,425.00	5,265.00	4,024.00	1,436.00	3,065.00	336.00	190.00 \$	6,825.00	-	242,506.00
563	YOGANA	122,946.00	47,158.00	2,060.00	5,491.00	2,511.00	881.00	1,744.00	343.00	88.00 \$	5,893.00	-	189,530.80
564	YUTANDUCHI DE GUERRERO	172,564.00	78,184.00	2,604.00	6,943.00	2,828.00	1,289.00	2,169.00	401.00	134.00 \$	-	-	266,590.00
565	VILLA DE ZAACHILA	3,188,020.00	1,088,821.00	45,968.00	66,887.00	110,396.00	38,944.00	94,296.00	3,747.00	6,287.00 \$	-	-	4,643,366.80
566	SAN MATEO YACUTINDO	229,706.00	81,828.00	3,641.00	8,860.00	7,415.00	1,887.00	4,490.00	529.00	220.00 \$	7,200.00	-	345,776.00
567	ZAPOTITLAN LAGUNAS	226,434.00	65,484.00	3,673.00	8,473.00	7,896.00	1,977.00	4,900.00	537.00	244.00 \$	-	-	319,658.00
568	ZAPOTITLAN PALMAS	132,876.00	85,305.00	2,143.00	4,914.00	4,038.00	1,173.00	2,680.00	298.00	147.00 \$	-	-	233,674.00
569	SANTAINES DE ZARAGOZA	148,696.00	68,272.00	2,429.00	6,364.00	3,431.00	1,089.00	2,138.00	391.00	108.00 \$	-	-	232,918.00
570	ZIMATLAN DE ALVAREZ	1,547,566.00	585,030.00	23,062.00	37,634.00	52,878.00	17,839.00	42,798.00	2,490.00	2,768.00 \$	-	-	2,312,055.00
		\$347,795,400.00	\$124,660,123.00	\$5,271,189.00	\$9,973,830.00	\$9,855,777.00	\$3,620,930.00	\$8,113,858.00	\$615,213.00	\$529,522.00	\$14,145,171.00	\$1,171,433.00	\$525,752,446.00

Nota: La sumatoria de las cantidades en cada uno de los fondos pueden no coincidir por efectos del redondeo

Sen Bartolo Coyotepec, Oaxaca, 4 de OCTUBRE de 2022

SEN BARTOLO COYOTEPEC, OAXACA

C. F. ANDRÉS MATUS DELgado

TESORERO



GOBIERNO DEL ESTADO DE OAXACA

En cumplimiento a lo dispuesto en los artículos 82, 90 de la Constitución Política del Estado Libre y Soberano de Oaxaca, 6 párrafo cuarto de la Ley de Coordinación Fiscal; 3 fracción I, 27 fracción XII, 45 fracción XXI de la Ley Orgánica del Poder Ejecutivo del Estado de Oaxaca; 11 último párrafo de la Ley de Coordinación Fiscal para el Estado de Oaxaca; 2, 4 fracción II, inciso c, y 27 fracciones X y XI del Reglamento Interno de la Secretaría de Finanzas del Poder Ejecutivo del Estado, numeral 5 fracción II, inciso b del Acuerdo por el que se expide los lineamientos para la publicación de la información a que se refiere el artículo 6o. de la Ley de Coordinación Fiscal

GOBIERNO DEL ESTADO DE OAXACA

II. Importe de las participaciones pagadas a los municipios del Estado de Oaxaca correspondiente al mes de SEPTIEMBRE 2022

Clave de Municipio	Municipio	FONDO GENERAL DE PARTICIPACIONES	FONDO DE FOMENTO MUNICIPAL	FONDO DE IMPUESTOS ESPECIALES SOBRE PRODUCCION Y SERVICIOS	FONDO DE FISCALIZACION Y RECAUDACION	FONDO DE COMPENSACION	IMPUESTO SOBRE AUTOMOVILES NUEVOS	IMPUESTO A LAS VENTAS FINALES DE GASOLINAS Y DIESEL	FONDO DE COMPENSACION DEL IMPUESTO SOBRE AUTOMOVILES NUEVOS ISAN	ISR ARTICULO 126	ISR 3-B	Hidrocarburos	total
001	ABEJONES	\$ 124,306.00	\$ 53,142.00	\$ 2,135.00	\$ 6,045.00	\$ 1,936.00	\$ 786.00	\$ 1,196.00	\$ 369.00	\$ 56.00	\$ -	\$ -	\$ 190,003.00
002	ACATLAN DE PEREZ FIGUEROA	\$ 2,501,852.00	\$ 926,812.00	\$ 38,217.00	\$ 78,089.00	\$ 1,074,999.00	\$ 25,079.00	\$ 67,659.00	\$ 4,842.00	\$ 3,372.00	\$ -	\$ 35,715.00	\$ 3,785,136.00
003	ASUNCION CACALTEPEC	\$ 180,958.00	\$ 49,566.00	\$ 2,854.00	\$ 7,114.00	\$ 6,002.00	\$ 1,518.00	\$ 3,640.00	\$ 437.00	\$ 171.00	\$ -	\$ -	\$ 252,360.00
004	ASUNCION CUICUIERTE	\$ 96,488.00	\$ 37,485.00	\$ 1,565.00	\$ 3,977.00	\$ 2,649.00	\$ 745.00	\$ 1,595.00	\$ 288.00	\$ 76.00	\$ -	\$ -	\$ 144,828.00
005	ASUNCION IXTALTEPEC	\$ 1,756,582.00	\$ 396,744.00	\$ 26,517.00	\$ 43,079.00	\$ 36,684.00	\$ 20,761.00	\$ 41,240.00	\$ 2,468.00	\$ 3,125.00	\$ 10,784.00	\$ -	\$ 2,337,984.00
006	ASUNCION NOCHISTLAN	\$ 1,311,528.00	\$ 450,263.00	\$ 17,387.00	\$ 39,982.00	\$ 48,939.00	\$ 11,730.00	\$ 30,151.00	\$ 2,459.00	\$ 1,473.00	\$ -	\$ -	\$ 2,019,068.00
007	ASUNCION SCOTLAN	\$ 237,370.00	\$ 109,539.00	\$ 3,856.00	\$ 10,131.00	\$ 5,576.00	\$ 1,750.00	\$ 3,485.00	\$ 627.00	\$ 168.00	\$ -	\$ -	\$ 372,502.00
008	ASUNCION TLACOLULTA	\$ 119,656.00	\$ 56,067.00	\$ 1,908.00	\$ 4,618.00	\$ 1,747.00	\$ 1,004.00	\$ 1,649.00	\$ 266.00	\$ 114.00	\$ -	\$ -	\$ 187,029.00
009	AYOQUILTEPEC	\$ 389,218.00	\$ 167,023.00	\$ 5,737.00	\$ 12,812.00	\$ 16,289.00	\$ 3,570.00	\$ 9,682.00	\$ 840.00	\$ 448.00	\$ -	\$ -	\$ 605,619.00
010	EL BARRIO DE LA SOLEDAD	\$ 1,375,312.00	\$ 261,447.00	\$ 21,821.00	\$ 25,306.00	\$ 32,428.00	\$ 19,327.00	\$ 40,085.00	\$ 1,523.00	\$ 3,156.00	\$ 103,174.00	\$ -	\$ 1,883,979.00
011	CAHUHUALA	\$ 120,284.00	\$ 49,312.00	\$ 2,020.00	\$ 5,014.00	\$ 3,298.00	\$ 964.00	\$ 2,079.00	\$ 305.00	\$ 102.00	\$ -	\$ -	\$ 181,379.00
012	CANDELAERIA LOXICHA	\$ 562,706.00	\$ 94,580.00	\$ 8,799.00	\$ 17,720.00	\$ 26,010.00	\$ 5,727.00	\$ 16,195.00	\$ 1,090.00	\$ 776.00	\$ 42,424.00	\$ -	\$ 776,027.00
013	CIENEGA DE ZIMATLAN	\$ 370,962.00	\$ 197,834.00	\$ 5,603.00	\$ 13,286.00	\$ 7,295.00	\$ 3,183.00	\$ 5,913.00	\$ 861.00	\$ 374.00	\$ 43,163.00	\$ -	\$ 648,474.00
014	CIUDAD IXTPEC	\$ 2,786,244.00	\$ 766,253.00	\$ 41,144.00	\$ 74,012.00	\$ 67,837.00	\$ 30,280.00	\$ 62,244.00	\$ 5,903.00	\$ 4,276.00	\$ -	\$ -	\$ 3,538,193.00
015	COATECAS ALTAS	\$ 322,278.00	\$ 81,180.00	\$ 5,196.00	\$ 11,866.00	\$ 12,492.00	\$ 2,890.00	\$ 7,563.00	\$ 729.00	\$ 350.00	\$ -	\$ -	\$ 446,544.00
016	COICOYAN DE LAS FLORES	\$ 432,760.00	\$ 74,357.00	\$ 7,757.00	\$ 16,292.00	\$ 21,999.00	\$ 4,826.00	\$ 13,588.00	\$ 1,004.00	\$ 694.00	\$ -	\$ -	\$ 633,217.00
017	LA COMPANIA	\$ 244,482.00	\$ 74,734.00	\$ 3,933.00	\$ 9,049.00	\$ 8,490.00	\$ 2,174.00	\$ 5,330.00	\$ 554.00	\$ 261.00	\$ -	\$ -	\$ 349,007.00
018	CONCEPCION BUENAVISTA	\$ 108,799.00	\$ 57,108.00	\$ 1,890.00	\$ 4,714.00	\$ 1,786.00	\$ 831.00	\$ 1,407.00	\$ 308.00	\$ 86.00	\$ 7,637.00	\$ -	\$ 179,575.00
019	CONCEPCION PAPALO	\$ 202,524.00	\$ 47,629.00	\$ 3,271.00	\$ 7,981.00	\$ 6,520.00	\$ 1,669.00	\$ 3,936.00	\$ 492.00	\$ 185.00	\$ -	\$ -	\$ 274,007.00
020	CONSTANCIA DEL ROSARIO	\$ 290,424.00	\$ 186,811.00	\$ 4,577.00	\$ 9,569.00	\$ 11,405.00	\$ 2,861.00	\$ 7,407.00	\$ 578.00	\$ 378.00	\$ -	\$ -	\$ 514,010.00
021	COSOLAPA	\$ 846,052.00	\$ 302,616.00	\$ 13,364.00	\$ 26,378.00	\$ 34,653.00	\$ 8,738.00	\$ 21,739.00	\$ 1,762.00	\$ 1,194.00	\$ -	\$ -	\$ 1,257,506.00
022	COSCOATEPEC	\$ 120,004.00	\$ 48,130.00	\$ 1,878.00	\$ 4,311.00	\$ 1,915.00	\$ 1,067.00	\$ 1,839.00	\$ 283.00	\$ 129.00	\$ 7,245.00	\$ -	\$ 186,804.00
023	CUILAPAM DE GUERRERO	\$ 1,179,394.00	\$ 513,100.00	\$ 17,667.00	\$ 25,262.00	\$ 63,632.00	\$ 14,927.00	\$ 43,267.00	\$ 1,461.00	\$ 2,331.00	\$ -	\$ -	\$ 1,861,261.00
024	CUYAMECALCO VILLA DE ZARAGOZA	\$ 392,044.00	\$ 194,633.00	\$ 5,214.00	\$ 15,117.00	\$ 8,565.00	\$ 2,637.00	\$ 5,154.00	\$ 784.00	\$ 239.00	\$ -	\$ -	\$ 624,607.00
025	CHALCHIHUITES	\$ 762,672.00	\$ 279,498.00	\$ 9,715.00	\$ 17,597.00	\$ 27,093.00	\$ 8,152.00	\$ 19,930.00	\$ 1,099.00	\$ 1,163.00	\$ -	\$ -	\$ 1,126,919.00
026	CHALCATONGO DE HIDALGO	\$ 595,586.00	\$ 148,379.00	\$ 9,571.00	\$ 18,983.00	\$ 21,452.00	\$ 6,189.00	\$ 15,144.00	\$ 1,156.00	\$ 848.00	\$ -	\$ -	\$ 817,208.00

1. Importe de las participaciones pagadas a los municipios del Estado de Oaxaca correspondiente al mes de SEPTIEMBRE 2022

Clave de Municipio	Municipio	FONDO GENERAL DE PARTICIPACIONES	FONDO DE FOMENTO MUNICIPAL	FONDO DE IMPUESTOS ESPECIALES SOBRE PRODUCCION Y SERVICIOS	FONDO DE FISCALIZACION Y RECAUDACION	FONDO DE COMPENSACION	IMPUESTO SOBRE AUTOMOVILES NUEVOS	IMPUESTO A LAS VENTAS FINALES DE GASOLINAS Y DIESEL	FONDO DE COMPENSACION DEL IMPUESTO SOBRE AUTOMOVILES NUEVOS ISAN	ISR ARTICULO 126	ISR 3-B	Hydrocarburos	total
027	CHIHUIHUITLAN DE BERNITO JUAREZ	\$ 194,584.00	\$ 126,292.00	\$ 3,207.00	\$ 7,784.00	\$ 5,121.00	\$ 1,514.00	\$ 3,417.00	\$ 477.00	\$ 179.00	\$ -	\$ -	\$ 342,675.00
028	HEROICA CIUDAD DE ENTLA DE CRESPO	\$ 1,319,400.00	\$ 418,964.00	\$ 20,856.00	\$ 38,677.00	\$ 56,871.00	\$ 14,994.00	\$ 97,617.00	\$ 2,951.00	\$ 2,046.00	\$ -	\$ -	\$ 2,000,765.00
029	ELOXOCHITLAN DE FLORES	\$ 315,558.00	\$ 170,222.00	\$ 4,842.00	\$ 11,677.00	\$ 9,867.00	\$ 2,667.00	\$ 6,250.00	\$ 685.00	\$ 308.00	\$ 92,189.00	\$ -	\$ 522,076.00
030	MAGDON	\$ 1,860,628.00	\$ 180,377.00	\$ 22,364.00	\$ 47,364.00	\$ 21,186.00	\$ 18,097.00	\$ 29,913.00	\$ 1,971.00	\$ 2,471.00	\$ -	\$ -	\$ 7,184,371.00
031	TAMAZULAPAM DEL ESPRITU SANTO	\$ 624,202.00	\$ 94,659.00	\$ 7,797.00	\$ 21,314.00	\$ 16,981.00	\$ 4,691.00	\$ 10,393.00	\$ 1,095.00	\$ 496.00	\$ -	\$ -	\$ 781,628.00
032	FRESNILLO DE TRUJANO	\$ 117,256.00	\$ 59,048.00	\$ 1,971.00	\$ 5,237.00	\$ 2,536.00	\$ 841.00	\$ 1,575.00	\$ 322.00	\$ 76.00	\$ 6,184.00	\$ -	\$ 195,046.00
033	GUADALUPE ETLA	\$ 192,044.00	\$ 86,936.00	\$ 3,150.00	\$ 5,147.00	\$ 7,064.00	\$ 2,285.00	\$ 5,514.00	\$ 393.00	\$ 340.00	\$ 1,671.00	\$ -	\$ 304,544.00
034	GUADALUPE DE RAMIREZ	\$ 135,184.00	\$ 70,311.00	\$ 2,149.00	\$ 5,273.00	\$ 3,072.00	\$ 1,111.00	\$ 2,181.00	\$ 316.00	\$ 123.00	\$ -	\$ -	\$ 219,720.00
035	GUETATIAO DE JUAREZ	\$ 70,350.00	\$ 56,673.00	\$ 1,159.00	\$ 2,563.00	\$ 1,591.00	\$ 650.00	\$ 1,275.00	\$ 174.00	\$ 80.00	\$ 5,743.00	\$ -	\$ 140,258.00
036	GUEVEA DE HUMECLOT	\$ 323,822.00	\$ 62,627.00	\$ 4,861.00	\$ 11,344.00	\$ 12,449.00	\$ 2,849.00	\$ 7,423.00	\$ 669.00	\$ 344.00	\$ -	\$ -	\$ 426,388.00
037	MESONES HIDALGO	\$ 277,324.00	\$ 86,595.00	\$ 4,429.00	\$ 10,138.00	\$ 10,407.00	\$ 2,480.00	\$ 6,347.00	\$ 629.00	\$ 300.00	\$ -	\$ -	\$ 399,649.00
038	VILLA HIDALGO	\$ 151,760.00	\$ 67,649.00	\$ 2,410.00	\$ 6,059.00	\$ 4,464.00	\$ 1,204.00	\$ 2,707.00	\$ 372.00	\$ 128.00	\$ 13,753.00	\$ -	\$ 250,506.00
039	HEROICA CIUDAD DE HUAJUAPAN DE LEON	\$ 8,195,232.00	\$ 2,709,489.00	\$ 115,232.00	\$ 194,250.00	\$ 188,760.00	\$ 93,151.00	\$ 190,729.00	\$ 12,993.00	\$ 13,778.00	\$ -	\$ -	\$ 11,719,554.00
040	HUAUTEPEC	\$ 359,258.00	\$ 65,007.00	\$ 5,694.00	\$ 12,316.00	\$ 14,729.00	\$ 3,419.00	\$ 9,208.00	\$ 759.00	\$ 438.00	\$ -	\$ -	\$ 470,828.00
041	HUAUTLA DE JIMENEZ	\$ 1,832,932.00	\$ 669,936.00	\$ 28,816.00	\$ 64,819.00	\$ 74,185.00	\$ 16,740.00	\$ 44,775.00	\$ 3,956.00	\$ 2,073.00	\$ 494,768.00	\$ -	\$ 3,233,000.00
042	IXTLAN DE JUAREZ	\$ 691,706.00	\$ 173,751.00	\$ 10,888.00	\$ 18,910.00	\$ 20,051.00	\$ 7,574.00	\$ 16,817.00	\$ 1,215.00	\$ 1,086.00	\$ 25,884.00	\$ -	\$ 967,382.00
043	HEROICA CIUDAD DE IUCHITAN DE ZARAGOZA	\$ 9,229,616.00	\$ 2,515,104.00	\$ 138,873.00	\$ 231,994.00	\$ 273,255.00	\$ 107,502.00	\$ 240,067.00	\$ 12,994.00	\$ 16,035.00	\$ -	\$ -	\$ 12,765,350.00
044	LOMA BONITA	\$ 3,629,232.00	\$ 1,672,348.00	\$ 53,094.00	\$ 110,996.00	\$ 98,145.00	\$ 95,634.00	\$ 77,008.00	\$ 6,513.00	\$ 4,751.00	\$ -	\$ 189,597.00	\$ 5,827,318.00
045	MAGDALENA APASCO	\$ 614,440.00	\$ 303,722.00	\$ 9,327.00	\$ 11,561.00	\$ 19,049.00	\$ 8,903.00	\$ 18,744.00	\$ 667.00	\$ 1,337.00	\$ -	\$ -	\$ 987,150.00
046	MAGDALENA JALTEPEC	\$ 366,402.00	\$ 129,781.00	\$ 5,444.00	\$ 11,005.00	\$ 6,988.00	\$ 3,683.00	\$ 6,980.00	\$ 749.00	\$ 498.00	\$ 11,150.00	\$ -	\$ 542,680.00
047	SANTA MAGDALENA JICOITLAN	\$ 51,344.00	\$ 30,208.00	\$ 935.00	\$ 2,593.00	\$ 194.00	\$ 376.00	\$ 272.00	\$ 170.00	\$ 22.00	\$ 6,099.00	\$ -	\$ 92,163.00
048	MAGDALENA MIXTEPEC	\$ 137,972.00	\$ 66,564.00	\$ 2,310.00	\$ 5,928.00	\$ 3,368.00	\$ 1,051.00	\$ 2,124.00	\$ 362.00	\$ 105.00	\$ -	\$ -	\$ 221,356.00
049	MAGDALENA OCOITLAN	\$ 111,878.00	\$ 55,658.00	\$ 1,879.00	\$ 4,865.00	\$ 2,806.00	\$ 899.00	\$ 1,711.00	\$ 299.00	\$ 82.00	\$ -	\$ -	\$ 179,997.00
050	MAGDALENA PERASCO	\$ 268,424.00	\$ 77,567.00	\$ 4,440.00	\$ 9,702.00	\$ 8,826.00	\$ 2,337.00	\$ 5,594.00	\$ 607.00	\$ 277.00	\$ -	\$ -	\$ 377,474.00
051	MAGDALENA TEITIPAC	\$ 344,626.00	\$ 156,952.00	\$ 5,507.00	\$ 10,992.00	\$ 11,034.00	\$ 3,544.00	\$ 8,311.00	\$ 669.00	\$ 483.00	\$ -	\$ -	\$ 557,685.00
052	MAGDALENA TEQUISITLAN	\$ 459,856.00	\$ 141,167.00	\$ 5,761.00	\$ 11,911.00	\$ 14,283.00	\$ 4,450.00	\$ 10,287.00	\$ 851.00	\$ 589.00	\$ 79,410.00	\$ -	\$ 728,565.00

I. Importe de las participaciones pagadas a los municipios del Estado de Oaxaca correspondiente al mes de SEPTIEMBRE 2022

Clave de Municipio	Municipio	FONDO GENERAL DE PARTICIPACIONES	FONDO DE FOMENTO MUNICIPAL	FONDO DE IMPUESTOS ESPECIALES SOBRE PRODUCCION Y SERVICIOS	FONDO DE FISCALIZACION Y RECAUDACION	FONDO DE COMPENSACION	IMPUESTO SOBRE AUTOMOVILES NUEVOS	IMPUESTO A LAS VENTAS FINALES DE GASOLINAS Y DIESEL	FONDO DE COMPENSACION DEL IMPUESTO SOBRE AUTOMOVILES NUEVOS ISAN	ISR ARTICULO 126	ISR 3-B	Hidrocarburos	total
053	MAGDALENA TLACOTEPEC	\$ 342,028.00	\$ 183,914.00	\$ 6,100.00	\$ 17,228.00	\$ 3,110.00	\$ 2,122.00	\$ 2,340.00	\$ 1,049.00	\$ 140.00	\$ 19,256.00	\$ -	\$ 577,287.00
054	MAGDALENA ZAHUATLAN	\$ 86,234.00	\$ 45,224.00	\$ 1,402.00	\$ 8,233.00	\$ 964.00	\$ 652.00	\$ 925.00	\$ 229.00	\$ 65.00	\$ -	\$ -	\$ 139,318.00
055	MARISCALA DE JUAREZ	\$ 347,636.00	\$ 109,522.00	\$ 5,449.00	\$ 9,180.00	\$ 8,919.00	\$ 4,054.00	\$ 8,569.00	\$ 542.00	\$ 602.00	\$ -	\$ -	\$ 494,493.00
056	MARTINES DE TACUBAYA	\$ 119,228.00	\$ 39,322.00	\$ 1,979.00	\$ 5,024.00	\$ 3,422.00	\$ 925.00	\$ 2,042.00	\$ 310.00	\$ 95.00	\$ -	\$ -	\$ 172,347.00
057	MATIAS ROMERO AVERDARJO	\$ 3,442,560.00	\$ 1,023,154.00	\$ 48,106.00	\$ 91,361.00	\$ 91,356.00	\$ 36,394.00	\$ 78,477.00	\$ 5,231.00	\$ 5,150.00	\$ -	\$ 58,736.00	\$ 4,880,525.00
058	MAZATLAN VILLA DE FLORES	\$ 724,802.00	\$ 98,433.00	\$ 11,299.00	\$ 25,014.00	\$ 29,586.00	\$ 6,713.00	\$ 18,081.00	\$ 1,547.00	\$ 844.00	\$ -	\$ -	\$ 914,419.00
059	MIHUATLAN DE POSEFIO DIAZ	\$ 3,196,820.00	\$ 1,319,186.00	\$ 47,981.00	\$ 91,305.00	\$ 170,245.00	\$ 33,198.00	\$ 83,566.00	\$ 5,223.00	\$ 4,637.00	\$ -	\$ -	\$ 4,901,481.00
060	MIXTLAN DE LA REFORMA	\$ 199,706.00	\$ 67,517.00	\$ 3,093.00	\$ 7,765.00	\$ 5,976.00	\$ 1,559.00	\$ 3,532.00	\$ 462.00	\$ 165.00	\$ -	\$ -	\$ 289,615.00
061	MONIAS	\$ 264,998.00	\$ 137,718.00	\$ 4,020.00	\$ 10,321.00	\$ 6,778.00	\$ 2,067.00	\$ 4,357.00	\$ 590.00	\$ 219.00	\$ -	\$ -	\$ 431,068.00
062	MATIVIDAD	\$ 93,012.00	\$ 44,145.00	\$ 1,556.00	\$ 3,882.00	\$ 1,196.00	\$ 739.00	\$ 1,121.00	\$ 242.00	\$ 78.00	\$ -	\$ -	\$ 145,971.00
063	NAZARENO ET LA	\$ 223,770.00	\$ 93,510.00	\$ 3,516.00	\$ 6,224.00	\$ 10,348.00	\$ 2,513.00	\$ 6,831.00	\$ 422.00	\$ 364.00	\$ 54,894.00	\$ -	\$ 402,392.00
064	NEJAPA DE MADERO	\$ 476,688.00	\$ 209,460.00	\$ 7,306.00	\$ 15,033.00	\$ 20,215.00	\$ 4,744.00	\$ 12,721.00	\$ 956.00	\$ 646.00	\$ -	\$ -	\$ 747,777.00
065	IXPANTEPEC NIEVES	\$ 135,454.00	\$ 84,196.00	\$ 2,221.00	\$ 5,970.00	\$ 2,542.00	\$ 959.00	\$ 1,668.00	\$ 365.00	\$ 86.00	\$ 6,532.00	\$ -	\$ 239,993.00
066	SANTIAGO MILTEPEC	\$ 486,752.00	\$ 322,764.00	\$ 6,733.00	\$ 15,848.00	\$ 12,745.00	\$ 4,209.00	\$ 8,926.00	\$ 1,950.00	\$ 499.00	\$ -	\$ -	\$ 859,526.00
067	OAXACA DE JUAREZ	\$ 49,136,778.00	\$ 16,827,166.00	\$ 745,508.00	\$ 1,307,986.00	\$ 656,939.00	\$ 523,893.00	\$ 936,554.00	\$ 75,605.00	\$ 77,568.00	\$ 12,872,442.00	\$ -	\$ 83,160,439.00
068	OCTULAN DE MORELOS	\$ 1,822,464.00	\$ 589,751.00	\$ 28,246.00	\$ 44,926.00	\$ 56,669.00	\$ 21,912.00	\$ 49,434.00	\$ 2,858.00	\$ 3,313.00	\$ -	\$ -	\$ 2,619,913.00
069	LA PEÑONTERA DE DOHI LUIS	\$ 196,372.00	\$ 73,588.00	\$ 3,214.00	\$ 7,276.00	\$ 7,219.00	\$ 1,778.00	\$ 4,470.00	\$ 444.00	\$ 217.00	\$ 5,532.00	\$ -	\$ 301,010.00
070	PLUMA HIDALGO	\$ 347,436.00	\$ 232,133.00	\$ 5,797.00	\$ 14,857.00	\$ 7,646.00	\$ 2,658.00	\$ 5,091.00	\$ 895.00	\$ 266.00	\$ -	\$ -	\$ 616,779.00
072	SAN JOSE DEL PROGRESO	\$ 1,294,768.00	\$ 146,258.00	\$ 24,440.00	\$ 13,495.00	\$ 19,043.00	\$ 21,716.00	\$ 41,619.00	\$ 740.00	\$ 3,794.00	\$ -	\$ -	\$ 1,562,873.00
073	PULLA VILLA DE GUERRERO	\$ 2,006,906.00	\$ 682,819.00	\$ 30,264.00	\$ 57,793.00	\$ 82,677.00	\$ 21,228.00	\$ 55,474.00	\$ 3,672.00	\$ 2,972.00	\$ 398,989.00	\$ -	\$ 3,342,594.00
074	SANTA CATARINA QUIQUITANI	\$ 101,894.00	\$ 54,963.00	\$ 1,795.00	\$ 5,211.00	\$ 1,089.00	\$ 595.00	\$ 676.00	\$ 318.00	\$ 33.00	\$ 744.00	\$ -	\$ 167,318.00
075	REFORMA DE PINEDA	\$ 357,408.00	\$ 160,074.00	\$ 4,394.00	\$ 13,219.00	\$ 6,368.00	\$ 2,321.00	\$ 3,938.00	\$ 757.00	\$ 194.00	\$ -	\$ -	\$ 548,673.00
076	LA REFORMA DE REYES ET LA	\$ 234,724.00	\$ 138,296.00	\$ 3,597.00	\$ 8,197.00	\$ 8,120.00	\$ 2,113.00	\$ 5,152.00	\$ 507.00	\$ 259.00	\$ -	\$ -	\$ 400,965.00
077	REYES ET LA DE CUAHTEMOC	\$ 279,220.00	\$ 106,233.00	\$ 4,232.00	\$ 8,087.00	\$ 10,462.00	\$ 2,958.00	\$ 7,362.00	\$ 498.00	\$ 414.00	\$ 17,119.00	\$ -	\$ 436,585.00
078	ROJAS DE SALINA CRUZ	\$ 165,328.00	\$ 56,225.00	\$ 2,486.00	\$ 5,097.00	\$ 3,131.00	\$ 1,659.00	\$ 3,127.00	\$ 277.00	\$ 224.00	\$ 10,117.00	\$ -	\$ 247,671.00
079	SAN AGUSTIN AMATENGO	\$ 10,118,274.00	\$ 2,061,143.00	\$ 146,695.00	\$ 201,049.00	\$ 203,896.00	\$ 128,423.00	\$ 253,856.00	\$ 14,641.00	\$ 20,064.00	\$ 3,287,593.00	\$ -	\$ 16,435,576.00
080	SAN AGUSTIN ATENANGO	\$ 131,022.00	\$ 56,617.00	\$ 2,192.00	\$ 5,503.00	\$ 3,784.00	\$ 1,032.00	\$ 2,279.00	\$ 339.00	\$ 107.00	\$ -	\$ -	\$ 202,855.00
081	SAN AGUSTIN ATENANGO	\$ 144,122.00	\$ 52,546.00	\$ 2,311.00	\$ 5,722.00	\$ 4,427.00	\$ 1,166.00	\$ 2,684.00	\$ 351.00	\$ 127.00	\$ -	\$ -	\$ 213,456.00
082	SAN AGUSTIN CHAYUCO	\$ 268,608.00	\$ 84,663.00	\$ 4,300.00	\$ 9,656.00	\$ 9,876.00	\$ 2,457.00	\$ 6,170.00	\$ 590.00	\$ 304.00	\$ 13,186.00	\$ -	\$ 399,810.00
083	SAN AGUSTIN DE LAS JUNTAS	\$ 561,874.00	\$ 215,422.00	\$ 8,649.00	\$ 11,726.00	\$ 27,506.00	\$ 7,337.00	\$ 19,937.00	\$ 689.00	\$ 1,161.00	\$ 43,800.00	\$ -	\$ 899,101.00

I. Importe de las participaciones pagadas a los municipios del Estado de Oaxaca correspondiente al mes de SEPTIEMBRE 2022

Clave de Municipio	Municipio	FONDO GENERAL DE PARTICIPACIONES	FONDO DE FOMENTO MUNICIPAL	FONDO DE IMPUESTOS ESPECIALES SOBRE PRODUCCION Y SERVICIOS	FONDO DE FISCALIZACIÓN Y RECAUDACIÓN	FONDO DE COMPENSACIÓN	IMPUESTO SOBRE AUTOMÓVILES NUEVOS	IMPUESTO A LAS VENTAS FINALES DE GASOLINAS Y DIESEL	FONDO DE COMPENSACION DEL IMPUESTO SOBRE AUTOMÓVILES NUEVOS ISAN	ISR ARTICULO 126	ISR 3-B	Hidrocarburos	total
084	SAN AGUSTIN	\$ 308,820.00	\$ 96,205.00	\$ 4,467.00	\$ 8,236.00	\$ 10,076.00	\$ 3,341.00	\$ 7,787.00	\$ 492.00	\$ 478.00	\$ -	\$ -	\$ 439,902.00
085	ETLA	\$ 1,232,776.00	\$ 210,434.00	\$ 19,067.00	\$ 33,751.00	\$ 60,854.00	\$ 13,856.00	\$ 39,772.00	\$ 2,079.00	\$ 2,013.00	\$ -	\$ -	\$ 1,614,602.00
086	LOXICHA	\$ 131,772.00	\$ 56,164.00	\$ 2,161.00	\$ 4,657.00	\$ 2,450.00	\$ 1,284.00	\$ 2,376.00	\$ 290.00	\$ 167.00	\$ -	\$ -	\$ 201,231.00
087	TLACOTEPEC	\$ 271,274.00	\$ 178,845.00	\$ 4,218.00	\$ 7,793.00	\$ 13,086.00	\$ 2,978.00	\$ 8,398.00	\$ 471.00	\$ 426.00	\$ -	\$ -	\$ 487,427.00
088	YATARENI	\$ 219,836.00	\$ 73,261.00	\$ 3,608.00	\$ 8,757.00	\$ 6,801.00	\$ 1,823.00	\$ 4,201.00	\$ 540.00	\$ 203.00	\$ 3,767.00	\$ -	\$ 322,797.00
089	SAN ANDRES CABECERA NUEVA	\$ 154,242.00	\$ 38,414.00	\$ 2,482.00	\$ 5,911.00	\$ 5,508.00	\$ 1,314.00	\$ 3,264.00	\$ 360.00	\$ 151.00	\$ -	\$ -	\$ 211,646.00
090	DINICUITI	\$ 400,238.00	\$ 138,379.00	\$ 5,959.00	\$ 12,348.00	\$ 14,705.00	\$ 3,961.00	\$ 9,935.00	\$ 738.00	\$ 530.00	\$ -	\$ -	\$ 586,793.00
091	HUAPALTEPEC	\$ 483,806.00	\$ 236,483.00	\$ 7,963.00	\$ 10,575.00	\$ 15,269.00	\$ 6,462.00	\$ 14,561.00	\$ 777.00	\$ 1,026.00	\$ 44,336.00	\$ -	\$ 820,253.00
092	SAN ANDRES HUAYAPAM	\$ 155,898.00	\$ 72,512.00	\$ 2,533.00	\$ 5,810.00	\$ 4,240.00	\$ 1,387.00	\$ 2,972.00	\$ 373.00	\$ 166.00	\$ -	\$ -	\$ 245,891.00
093	IXTLAHUACA	\$ 80,278.00	\$ 34,215.00	\$ 1,310.00	\$ 3,348.00	\$ 1,238.00	\$ 618.00	\$ 1,000.00	\$ 208.00	\$ 63.00	\$ -	\$ -	\$ 124,868.00
094	SAN ANDRES LAGUNAS	\$ 153,226.00	\$ 72,724.00	\$ 2,453.00	\$ 6,143.00	\$ 4,403.00	\$ 1,221.00	\$ 2,699.00	\$ 378.00	\$ 130.00	\$ -	\$ -	\$ 243,377.00
095	NUMIÑO	\$ 298,318.00	\$ 164,417.00	\$ 4,779.00	\$ 10,420.00	\$ 10,710.00	\$ 2,819.00	\$ 6,999.00	\$ 634.00	\$ 358.00	\$ 10,779.00	\$ -	\$ 510,293.00
096	PAXTLAN	\$ 113,852.00	\$ 34,035.00	\$ 1,639.00	\$ 3,694.00	\$ 1,816.00	\$ 1,041.00	\$ 1,830.00	\$ 197.00	\$ 132.00	\$ -	\$ -	\$ 159,269.00
097	SAN ANDRES SINAXTLA	\$ 144,250.00	\$ 74,726.00	\$ 2,342.00	\$ 5,446.00	\$ 4,211.00	\$ 1,265.00	\$ 2,816.00	\$ 386.00	\$ 150.00	\$ 1,533.00	\$ -	\$ 247,250.00
098	SOLAGA	\$ 274,966.00	\$ 52,579.00	\$ 4,411.00	\$ 10,343.00	\$ 9,988.00	\$ 2,386.00	\$ 6,006.00	\$ 652.00	\$ 280.00	\$ -	\$ -	\$ 361,611.00
099	TEOTILALPAM	\$ 111,386.00	\$ 59,626.00	\$ 1,986.00	\$ 5,904.00	\$ 893.00	\$ 607.00	\$ 543.00	\$ 362.00	\$ 25.00	\$ -	\$ -	\$ 181,932.00
100	SAN ANDRES YAA	\$ 97,508.00	\$ 49,890.00	\$ 1,725.00	\$ 5,061.00	\$ 977.00	\$ 554.00	\$ 574.00	\$ 309.00	\$ 28.00	\$ 4,295.00	\$ -	\$ 160,811.00
101	SAN ANDRES ZABACHE	\$ 113,774.00	\$ 52,788.00	\$ 1,970.00	\$ 5,511.00	\$ 1,760.00	\$ 731.00	\$ 1,097.00	\$ 335.00	\$ 59.00	\$ 10,022.00	\$ -	\$ 188,041.00
102	SAN ANDRES	\$ 265,486.00	\$ 95,955.00	\$ 4,090.00	\$ 7,851.00	\$ 12,705.00	\$ 2,806.00	\$ 7,922.00	\$ 491.00	\$ 392.00	\$ -	\$ -	\$ 397,698.00
103	ZAUTLA	\$ 539,666.00	\$ 202,590.00	\$ 9,063.00	\$ 15,171.00	\$ 14,287.00	\$ 6,337.00	\$ 13,524.00	\$ 1,224.00	\$ 932.00	\$ -	\$ -	\$ 802,794.00
104	VELASCO	\$ 265,818.00	\$ 99,762.00	\$ 3,831.00	\$ 9,237.00	\$ 6,417.00	\$ 2,241.00	\$ 4,594.00	\$ 621.00	\$ 260.00	\$ -	\$ -	\$ 417,341.00
105	SAN ANTONIO EL AUTO	\$ 390,510.00	\$ 61,279.00	\$ 6,153.00	\$ 12,877.00	\$ 18,298.00	\$ 3,838.00	\$ 10,878.00	\$ 792.00	\$ 506.00	\$ 24,560.00	\$ -	\$ 505,121.00
106	MONTE VERDE	\$ 110,158.00	\$ 32,586.00	\$ 1,841.00	\$ 3,207.00	\$ 584.00	\$ 1,270.00	\$ 1,920.00	\$ 196.00	\$ 186.00	\$ 2,955.00	\$ -	\$ 154,913.00
107	SAN ANTONIO DE ACUTLA	\$ 1,118,094.00	\$ 357,668.00	\$ 15,306.00	\$ 27,997.00	\$ 63,398.00	\$ 12,018.00	\$ 37,110.00	\$ 1,914.00	\$ 1,718.00	\$ -	\$ -	\$ 1,695,123.00
108	LA GAL	\$ 286,242.00	\$ 71,149.00	\$ 4,497.00	\$ 9,788.00	\$ 6,960.00	\$ 2,708.00	\$ 5,570.00	\$ 598.00	\$ 346.00	\$ -	\$ -	\$ 393,869.00
109	HUITEPEC	\$ 101,860.00	\$ 42,913.00	\$ 1,674.00	\$ 4,118.00	\$ 2,947.00	\$ 829.00	\$ 1,929.00	\$ 253.00	\$ 90.00	\$ 6,011.00	\$ -	\$ 156,593.00
110	MANAHUATIPAM	\$ 176,022.00	\$ 52,870.00	\$ 2,855.00	\$ 6,796.00	\$ 3,878.00	\$ 1,504.00	\$ 2,951.00	\$ 402.00	\$ 173.00	\$ -	\$ -	\$ 247,451.00
110	SAN ANTONIO SINICAHUA												



I. Importe de las participaciones pagadas a los municipios del Estado de Oaxaca correspondiente al mes de SEPTIEMBRE 2022

Clave de Municipio	Municipio	FONDO GENERAL DE PARTICIPACIONES	FONDO DE FOMENTO MUNICIPAL	FONDO DE IMPUESTOS ESPECIALES SOBRE PRODUCCION Y SERVICIOS	FONDO DE FISCALIZACION Y RECAUDACION	FONDO DE COMPENSACION	IMPUESTO SOBRE AUTOMOVILES NUEVOS	IMPUESTO A LAS VENTAS FINALES DE GASOLINAS Y DIESEL	FONDO DE COMPENSACION DEL IMPUESTO SOBRE AUTOMOVILES NUEVOS ISAN	ISR ARTICULO 126	ISR 3-B	Hidrocarburos	total
111	SAN ANTONIO TEPELILAPA	\$ 314,314.00	\$ 84,710.00	\$ 4,656.00	\$ 11,123.00	\$ 11,419.00	\$ 2,697.00	\$ 6,882.00	\$ 639.00	\$ 319.00	\$ -	\$ -	\$ 436,759.00
112	SAN BALTAZAR CHICHICAPAN	\$ 360,572.00	\$ 176,567.00	\$ 5,959.00	\$ 16,504.00	\$ 6,120.00	\$ 2,411.00	\$ 3,084.00	\$ 1,000.00	\$ 195.00	\$ 21,722.00	\$ -	\$ 594,934.00
113	SAN BALTAZAR LOXICHA	\$ 243,938.00	\$ 153,096.00	\$ 3,636.00	\$ 9,035.00	\$ 7,547.00	\$ 1,978.00	\$ 4,584.00	\$ 587.00	\$ 219.00	\$ 9,792.00	\$ -	\$ 434,352.00
114	SAN BALTAZAR YATZACHI EL BAJO	\$ 90,752.00	\$ 40,270.00	\$ 1,556.00	\$ 4,246.00	\$ 1,606.00	\$ 615.00	\$ 1,007.00	\$ 264.00	\$ 50.00	\$ -	\$ -	\$ 143,920.00
115	SAN BARTOLO COYOTEPEC	\$ 556,834.00	\$ 274,273.00	\$ 8,336.00	\$ 12,816.00	\$ 25,012.00	\$ 6,762.00	\$ 17,336.00	\$ 843.00	\$ 1,032.00	\$ 3,554.00	\$ -	\$ 947,541.00
116	SAN BARTOLOMIE AYAUTLA	\$ 264,898.00	\$ 60,383.00	\$ 4,261.00	\$ 9,800.00	\$ 9,664.00	\$ 2,357.00	\$ 5,856.00	\$ 603.00	\$ 283.00	\$ 43,697.00	\$ -	\$ 358,205.00
117	SAN BARTOLOMIE LOXICHA	\$ 184,826.00	\$ 91,280.00	\$ 3,008.00	\$ 7,153.00	\$ 5,208.00	\$ 1,578.00	\$ 3,465.00	\$ 436.00	\$ 161.00	\$ -	\$ -	\$ 302,548.00
118	SAN BARTOLOMIE QUIJALANA	\$ 456,228.00	\$ 138,066.00	\$ 6,631.00	\$ 14,762.00	\$ 5,652.00	\$ 4,201.00	\$ 6,841.00	\$ 956.00	\$ 531.00	\$ 5,413.00	\$ -	\$ 633,868.00
119	SAN BARTOLOMIE YUCUAÑE	\$ 91,660.00	\$ 44,889.00	\$ 1,627.00	\$ 4,413.00	\$ 1,745.00	\$ 620.00	\$ 1,051.00	\$ 279.00	\$ 50.00	\$ -	\$ -	\$ 149,889.00
120	SAN BARTOLOMIE ZOOGUCHO	\$ 98,722.00	\$ 53,277.00	\$ 1,731.00	\$ 4,733.00	\$ 1,071.00	\$ 661.00	\$ 847.00	\$ 290.00	\$ 52.00	\$ 3,555.00	\$ -	\$ 164,470.00
121	SAN BARTOLO SOYATEPEC	\$ 102,206.00	\$ 42,370.00	\$ 1,752.00	\$ 4,643.00	\$ 1,422.00	\$ 732.00	\$ 1,090.00	\$ 287.00	\$ 66.00	\$ 3,086.00	\$ -	\$ 156,931.00
122	SAN BARTOLO YAUTEPEC	\$ 92,152.00	\$ 47,775.00	\$ 1,521.00	\$ 3,880.00	\$ 1,557.00	\$ 708.00	\$ 1,189.00	\$ 246.00	\$ 71.00	\$ 2,363.00	\$ -	\$ 149,100.00
123	SAN BERNARDO MIXTEPEC	\$ 183,948.00	\$ 87,548.00	\$ 2,908.00	\$ 6,753.00	\$ 6,711.00	\$ 1,616.00	\$ 4,064.00	\$ 427.00	\$ 197.00	\$ 5,092.00	\$ -	\$ 299,359.00
124	SAN BLAS ATEMPA	\$ 1,159,574.00	\$ 337,612.00	\$ 17,317.00	\$ 29,591.00	\$ 46,045.00	\$ 13,227.00	\$ 33,914.00	\$ 1,941.00	\$ 1,947.00	\$ 57,206.00	\$ -	\$ 1,698,374.00
125	SAN CARLOS YAUTEPEC	\$ 691,392.00	\$ 225,527.00	\$ 10,524.00	\$ 22,728.00	\$ 27,387.00	\$ 6,591.00	\$ 17,301.00	\$ 1,363.00	\$ 853.00	\$ 12,229.00	\$ -	\$ 1,013,895.00
126	SAN CRISTOBAL AMATLAN	\$ 304,392.00	\$ 169,323.00	\$ 4,772.00	\$ 10,452.00	\$ 12,547.00	\$ 2,860.00	\$ 7,716.00	\$ 642.00	\$ 363.00	\$ -	\$ -	\$ 507,167.00
127	SAN CRISTOBAL AMOLTEPEC	\$ 151,740.00	\$ 49,627.00	\$ 2,435.00	\$ 6,345.00	\$ 2,950.00	\$ 1,443.00	\$ 2,062.00	\$ 372.00	\$ 114.00	\$ 3,797.00	\$ -	\$ 220,585.00
128	SAN CRISTOBAL LACHIRIAG	\$ 125,388.00	\$ 80,345.00	\$ 2,116.00	\$ 5,396.00	\$ 3,211.00	\$ 955.00	\$ 1,956.00	\$ 364.00	\$ 94.00	\$ 802.00	\$ -	\$ 220,637.00
129	SAN CRISTOBAL SUCHIHLAHUACA	\$ 169,704.00	\$ 82,268.00	\$ 2,224.00	\$ 5,033.00	\$ 956.00	\$ 1,553.00	\$ 2,130.00	\$ 273.00	\$ 199.00	\$ -	\$ -	\$ 264,240.00
130	SAN DIONISIO DEL MAR	\$ 382,478.00	\$ 127,568.00	\$ 6,230.00	\$ 14,699.00	\$ 12,157.00	\$ 3,296.00	\$ 7,723.00	\$ 899.00	\$ 383.00	\$ 14,490.00	\$ -	\$ 569,923.00
131	SAN DIONISIO OCOATEPEC	\$ 741,552.00	\$ 230,513.00	\$ 11,527.00	\$ 26,379.00	\$ 26,945.00	\$ 6,638.00	\$ 16,687.00	\$ 1,644.00	\$ 806.00	\$ 13,163.00	\$ -	\$ 1,075,836.00
132	SAN DIONISIO OCOTLAN	\$ 165,984.00	\$ 64,008.00	\$ 2,572.00	\$ 6,106.00	\$ 3,286.00	\$ 1,426.00	\$ 2,658.00	\$ 372.00	\$ 167.00	\$ 9,829.00	\$ -	\$ 256,410.00
133	SAN ESTEBAN ATATLALUACA	\$ 283,692.00	\$ 98,266.00	\$ 4,604.00	\$ 9,977.00	\$ 9,263.00	\$ 2,694.00	\$ 6,348.00	\$ 630.00	\$ 343.00	\$ -	\$ -	\$ 415,817.00
134	SAN FELIPE JALAPA DE DIAZ	\$ 1,365,098.00	\$ 644,503.00	\$ 20,809.00	\$ 39,722.00	\$ 66,641.00	\$ 14,460.00	\$ 41,752.00	\$ 2,444.00	\$ 2,026.00	\$ -	\$ -	\$ 2,195,469.00
135	SAN FELIPE TEJALAPAM	\$ 403,668.00	\$ 109,388.00	\$ 6,306.00	\$ 11,156.00	\$ 19,614.00	\$ 4,566.00	\$ 12,784.00	\$ 686.00	\$ 664.00	\$ -	\$ -	\$ 570,830.00
136	SAN FELIPE USILA	\$ 683,364.00	\$ 350,499.00	\$ 10,506.00	\$ 21,613.00	\$ 28,954.00	\$ 6,811.00	\$ 18,280.00	\$ 1,306.00	\$ 912.00	\$ -	\$ -	\$ 1,121,245.00
137	SAN FRANCISCO CAHUACUA	\$ 318,602.00	\$ 137,090.00	\$ 4,965.00	\$ 10,056.00	\$ 8,116.00	\$ 3,210.00	\$ 6,775.00	\$ 683.00	\$ 431.00	\$ 515.00	\$ -	\$ 490,443.00

I. Importe de las participaciones pagadas a los municipios del Estado de Oaxaca correspondiente al mes de SEPTIEMBRE 2022

Clave de Municipio	Municipio	FONDO GENERAL DE PARTICIPACIONES	FONDO DE FOMENTO MUNICIPAL	FONDO DE IMPUESTOS ESPECIALES SOBRE PRODUCCION Y SERVICIOS	FONDO DE FISCALIZACION Y RECAUDACION	FONDO DE COMPENSACION	IMPUESTO SOBRE AUTOMOVILES NUEVOS	IMPUESTO A LAS VENTAS FINALES DE GASOLINAS Y DIESEL	FONDO DE COMPENSACION DEL IMPUESTO SOBRE AUTOMOVILES NUEVOS ISAN	ISR ARTICULO 126	ISR 3-B	Hidrocarburos	total
138	SAN FRANCISCO CAJONOS	\$ 89,378.00	\$ 37,073.00	\$ 3,855.00	\$ 3,625.00	\$ 1,075.00	\$ 777.00	\$ 1,193.00	\$ 231.00	\$ 90.00	\$ -	\$ -	\$ 134,997.00
139	SAN FRANCISCO CHAPULAPA	\$ 181,866.00	\$ 53,529.00	\$ 3,026.00	\$ 7,602.00	\$ 5,165.00	\$ 1,433.00	\$ 3,153.00	\$ 467.00	\$ 149.00	\$ -	\$ -	\$ 256,390.00
140	SAN FRANCISCO CHINDUA	\$ 82,218.00	\$ 40,946.00	\$ 1,887.00	\$ 3,499.00	\$ 1,941.00	\$ 642.00	\$ 1,265.00	\$ 216.00	\$ 66.00	\$ 908.00	\$ -	\$ 133,088.00
141	SAN FRANCISCO DELIMAR	\$ 533,960.00	\$ 224,107.00	\$ 8,549.00	\$ 15,294.00	\$ 20,596.00	\$ 5,995.00	\$ 15,051.00	\$ 936.00	\$ 887.00	\$ -	\$ -	\$ 825,289.00
142	SAN FRANCISCO HUISHUETLAN	\$ 105,406.00	\$ 40,048.00	\$ 1,770.00	\$ 4,900.00	\$ 1,979.00	\$ 701.00	\$ 1,193.00	\$ 300.00	\$ 55.00	\$ -	\$ -	\$ 155,352.00
143	SAN FRANCISCO IXTUATAN	\$ 830,710.00	\$ 239,054.00	\$ 11,924.00	\$ 20,656.00	\$ 22,639.00	\$ 9,285.00	\$ 20,082.00	\$ 1,379.00	\$ 1,345.00	\$ 80,733.00	\$ -	\$ 1,237,807.00
144	SAN FRANCISCO JALTEPEC	\$ 92,826.00	\$ 42,695.00	\$ 1,543.00	\$ 3,950.00	\$ 2,550.00	\$ 708.00	\$ 1,520.00	\$ 253.00	\$ 71.00	\$ 11,328.00	\$ -	\$ 157,444.00
145	SAN FRANCISCO IACHIGOLO	\$ 381,294.00	\$ 113,995.00	\$ 5,610.00	\$ 9,041.00	\$ 12,570.00	\$ 4,472.00	\$ 10,403.00	\$ 681.00	\$ 669.00	\$ 17,651.00	\$ -	\$ 555,376.00
146	SAN FRANCISCO LOGUECHE	\$ 215,394.00	\$ 105,731.00	\$ 3,506.00	\$ 8,400.00	\$ 6,609.00	\$ 1,817.00	\$ 4,170.00	\$ 528.00	\$ 206.00	\$ -	\$ -	\$ 346,361.00
147	SAN FRANCISCO NUXAÑO	\$ 136,282.00	\$ 66,540.00	\$ 2,243.00	\$ 5,542.00	\$ 898.00	\$ 1,104.00	\$ 1,408.00	\$ 336.00	\$ 119.00	\$ -	\$ -	\$ 214,472.00
148	SAN FRANCISCO OZOLTEPEC	\$ 199,926.00	\$ 90,068.00	\$ 3,055.00	\$ 7,986.00	\$ 5,141.00	\$ 1,516.00	\$ 3,190.00	\$ 457.00	\$ 154.00	\$ -	\$ -	\$ 311,493.00
149	SAN FRANCISCO SOLA	\$ 150,986.00	\$ 76,018.00	\$ 2,422.00	\$ 5,711.00	\$ 4,751.00	\$ 1,300.00	\$ 3,026.00	\$ 369.00	\$ 151.00	\$ 5,446.00	\$ -	\$ 250,180.00
150	SAN FRANCISCO TEIXTLAHUACA	\$ 626,918.00	\$ 95,608.00	\$ 9,229.00	\$ 17,045.00	\$ 33,380.00	\$ 6,794.00	\$ 20,168.00	\$ 1,009.00	\$ 971.00	\$ -	\$ -	\$ 811,123.00
151	SAN FRANCISCO TEOAPAN	\$ 66,922.00	\$ 30,075.00	\$ 1,163.00	\$ 3,411.00	\$ 740.00	\$ 385.00	\$ 442.00	\$ 207.00	\$ 21.00	\$ -	\$ -	\$ 103,366.00
152	SAN FRANCISCO TLAPACANGO	\$ 166,458.00	\$ 48,240.00	\$ 2,729.00	\$ 6,377.00	\$ 5,751.00	\$ 1,451.00	\$ 3,571.00	\$ 392.00	\$ 170.00	\$ 7,865.00	\$ -	\$ 243,004.00
153	SAN GABRIEL MIXTEPEC	\$ 266,860.00	\$ 47,176.00	\$ 4,196.00	\$ 9,142.00	\$ 11,706.00	\$ 2,520.00	\$ 6,936.00	\$ 564.00	\$ 321.00	\$ 24,654.00	\$ -	\$ 374,075.00
154	SAN ILDEFONSO AMATLAN	\$ 222,818.00	\$ 92,750.00	\$ 3,559.00	\$ 8,291.00	\$ 5,522.00	\$ 1,951.00	\$ 4,018.00	\$ 520.00	\$ 231.00	\$ -	\$ -	\$ 399,660.00
155	SAN ILDEFONSO VILLA ALTA	\$ 126,592.00	\$ 61,105.00	\$ 2,155.00	\$ 5,567.00	\$ 2,478.00	\$ 951.00	\$ 1,709.00	\$ 341.00	\$ 92.00	\$ -	\$ -	\$ 200,990.00
156	SAN ILDEFONSO VILLA ALTA	\$ 272,990.00	\$ 92,449.00	\$ 4,471.00	\$ 9,010.00	\$ 8,789.00	\$ 2,780.00	\$ 6,427.00	\$ 589.00	\$ 374.00	\$ -	\$ -	\$ 397,879.00
157	SAN JACINTO AMILPAS	\$ 1,479,878.00	\$ 374,907.00	\$ 21,107.00	\$ 32,683.00	\$ 40,330.00	\$ 17,695.00	\$ 38,489.00	\$ 2,173.00	\$ 2,691.00	\$ -	\$ -	\$ 2,010,553.00
158	SAN JACINTO TLACOTEPEC	\$ 244,902.00	\$ 96,321.00	\$ 4,148.00	\$ 7,954.00	\$ 5,291.00	\$ 2,605.00	\$ 5,128.00	\$ 571.00	\$ 359.00	\$ 19,558.00	\$ -	\$ 386,837.00
159	SAN JERONIMO COATLAN	\$ 322,528.00	\$ 73,386.00	\$ 4,965.00	\$ 10,793.00	\$ 13,024.00	\$ 3,056.00	\$ 8,099.00	\$ 651.00	\$ 392.00	\$ -	\$ -	\$ 436,894.00
160	SAN JERONIMO ENLACAYOBILLA	\$ 156,936.00	\$ 69,518.00	\$ 2,377.00	\$ 5,985.00	\$ 3,406.00	\$ 1,253.00	\$ 2,414.00	\$ 959.00	\$ 136.00	\$ 9,138.00	\$ -	\$ 245,524.00
161	SAN JERONIMO SOSOLA	\$ 199,948.00	\$ 51,192.00	\$ 3,172.00	\$ 7,564.00	\$ 6,482.00	\$ 1,648.00	\$ 3,947.00	\$ 463.00	\$ 188.00	\$ -	\$ -	\$ 277,940.00
162	SAN JERONIMO TAVICHE	\$ 150,674.00	\$ 42,706.00	\$ 2,411.00	\$ 5,774.00	\$ 4,802.00	\$ 1,278.00	\$ 3,007.00	\$ 346.00	\$ 147.00	\$ 9,336.00	\$ -	\$ 216,342.00
163	SAN JERONIMO TEOCOATL	\$ 132,746.00	\$ 90,691.00	\$ 2,184.00	\$ 5,569.00	\$ 3,721.00	\$ 1,025.00	\$ 2,239.00	\$ 341.00	\$ 104.00	\$ -	\$ -	\$ 239,620.00
164	SAN JORGE NIUCHITA	\$ 198,568.00	\$ 49,836.00	\$ 3,178.00	\$ 7,551.00	\$ 6,810.00	\$ 1,699.00	\$ 4,143.00	\$ 466.00	\$ 196.00	\$ 22,437.00	\$ -	\$ 294,884.00

i. Importe de las participaciones pagadas a los municipios del Estado de Oaxaca correspondiente al mes de SEPTIEMBRE 2022

Clave de Municipio	Municipio	FONDO GENERAL DE PARTICIPACIONES	FONDO DE FOMENTO MUNICIPAL	FONDO DE IMPUESTOS ESPECIALES SOBRE PRODUCCION Y SERVICIOS	FONDO DE FISCALIZACION Y RECAUDACION	FONDO DE COMPENSACION	IMPUESTO SOBRE AUTOMOVILES NUEVOS	IMPUESTO A LAS VENTAS FINALES DE GASOLINAS Y DIESEL	FONDO DE COMPENSACION DEL IMPUESTO SOBRE AUTOMOVILES NUEVOS ISAN	ISR ARTICULO 126	ISR 3-B	Hidrocarburos	total
165	SAN JOSE AYUQUILA	\$ 145,650.00	\$ 96,877.00	\$ 2,369.00	\$ 5,841.00	\$ 3,856.00	\$ 1,185.00	\$ 2,513.00	\$ 350.00	\$ 129.00	\$ -	\$ -	\$ 254,770.00
166	SAN JOSE CHILTEPEC	\$ 690,794.00	\$ 218,315.00	\$ 10,932.00	\$ 20,806.00	\$ 26,962.00	\$ 7,383.00	\$ 18,703.00	\$ 1,277.00	\$ 1,035.00	\$ -	\$ -	\$ 996,207.00
167	SAN JOSE DEL PEÑASCO	\$ 172,846.00	\$ 84,633.00	\$ 2,903.00	\$ 6,135.00	\$ 5,062.00	\$ 1,628.00	\$ 3,641.00	\$ 373.00	\$ 206.00	\$ -	\$ -	\$ 284,706.00
168	SAN JOSE ESTANCIA GRANDE	\$ 99,118.00	\$ 38,140.00	\$ 1,681.00	\$ 4,501.00	\$ 2,216.00	\$ 699.00	\$ 1,327.00	\$ 276.00	\$ 62.00	\$ 7,377.00	\$ -	\$ 149,020.00
169	SAN JOSE INDEPENDENCIA	\$ 273,776.00	\$ 92,530.00	\$ 4,418.00	\$ 10,435.00	\$ 9,760.00	\$ 2,377.00	\$ 6,007.00	\$ 638.00	\$ 278.00	\$ -	\$ -	\$ 400,109.00
170	SAN JOSE TACHIGUARI	\$ 314,664.00	\$ 93,214.00	\$ 4,495.00	\$ 11,815.00	\$ 8,573.00	\$ 2,407.00	\$ 5,320.00	\$ 657.00	\$ 252.00	\$ -	\$ -	\$ 451,741.00
171	SAN JOSE TENANGO	\$ 1,009,250.00	\$ 237,590.00	\$ 15,727.00	\$ 32,073.00	\$ 40,974.00	\$ 10,151.00	\$ 27,233.00	\$ 1,986.00	\$ 1,364.00	\$ 10,344.00	\$ -	\$ 1,376,348.00
172	SAN JUAN ACHIUTLA	\$ 54,404.00	\$ 24,021.00	\$ 930.00	\$ 2,262.00	\$ 977.00	\$ 448.00	\$ 782.00	\$ 139.00	\$ 49.00	\$ -	\$ -	\$ 85,300.00
173	SAN JUAN ATEPEC	\$ 141,088.00	\$ 60,941.00	\$ 2,210.00	\$ 5,115.00	\$ 3,475.00	\$ 1,248.00	\$ 2,565.00	\$ 312.00	\$ 150.00	\$ 1,288.00	\$ -	\$ 223,728.00
174	ANIMAS TRUJANO	\$ 292,646.00	\$ 115,661.00	\$ 4,468.00	\$ 7,356.00	\$ 11,005.00	\$ 3,438.00	\$ 8,444.00	\$ 441.00	\$ 514.00	\$ 6,626.00	\$ -	\$ 443,968.00
175	SAN JUAN BAUTISTA	\$ 136,442.00	\$ 59,659.00	\$ 2,256.00	\$ 5,897.00	\$ 3,381.00	\$ 1,011.00	\$ 2,047.00	\$ 363.00	\$ 97.00	\$ -	\$ -	\$ 213,330.00
176	ATAULAHUACA	\$ 252,180.00	\$ 86,944.00	\$ 4,045.00	\$ 10,055.00	\$ 6,445.00	\$ 2,025.00	\$ 4,716.00	\$ 639.00	\$ 218.00	\$ 2,177.00	\$ -	\$ 366,767.00
177	COXTLAHUACA	\$ 632,096.00	\$ 147,938.00	\$ 10,094.00	\$ 18,278.00	\$ 24,808.00	\$ 7,018.00	\$ 17,683.00	\$ 1,172.00	\$ 1,007.00	\$ -	\$ -	\$ 896,371.00
178	SAN JUAN BAUTISTA	\$ 325,392.00	\$ 66,479.00	\$ 4,860.00	\$ 9,511.00	\$ 16,084.00	\$ 3,377.00	\$ 9,728.00	\$ 580.00	\$ 468.00	\$ 36,277.00	\$ -	\$ 436,479.00
179	SAN JUAN BAUTISTA	\$ 155,174.00	\$ 74,527.00	\$ 2,574.00	\$ 6,053.00	\$ 3,443.00	\$ 1,339.00	\$ 2,603.00	\$ 378.00	\$ 155.00	\$ -	\$ -	\$ 252,376.00
180	SAN JUAN BAUTISTA LO DE SOTO	\$ 167,056.00	\$ 62,449.00	\$ 2,721.00	\$ 6,420.00	\$ 5,581.00	\$ 1,439.00	\$ 3,438.00	\$ 384.00	\$ 167.00	\$ 6,130.00	\$ -	\$ 249,665.00
181	SAN JUAN BAUTISTA	\$ 87,316.00	\$ 42,180.00	\$ 1,472.00	\$ 3,964.00	\$ 1,078.00	\$ 611.00	\$ 858.00	\$ 241.00	\$ 53.00	\$ -	\$ -	\$ 137,773.00
182	SAN JUAN BAUTISTA	\$ 230,478.00	\$ 49,493.00	\$ 3,807.00	\$ 6,748.00	\$ 5,129.00	\$ 2,620.00	\$ 5,280.00	\$ 408.00	\$ 380.00	\$ -	\$ -	\$ 304,343.00
183	SAN JUAN BAUTISTA	\$ 142,372.00	\$ 70,795.00	\$ 2,348.00	\$ 5,851.00	\$ 3,493.00	\$ 1,137.00	\$ 2,306.00	\$ 360.00	\$ 121.00	\$ -	\$ -	\$ 229,695.00
184	TLACHICHILCO	\$ 18,680,688.00	\$ 7,216,926.00	\$ 262,851.00	\$ 474,760.00	\$ 383,445.00	\$ 204,379.00	\$ 402,366.00	\$ 27,189.00	\$ 29,569.00	\$ -	\$ 231,114.00	\$ 27,918,534.00
185	SAN JUAN TLUXTEPEC	\$ 474,224.00	\$ 126,704.00	\$ 7,392.00	\$ 15,031.00	\$ 21,282.00	\$ 4,783.00	\$ 13,175.00	\$ 928.00	\$ 644.00	\$ 5,247.00	\$ -	\$ 664,163.00
186	CACAHUATEPEC	\$ 100,462.00	\$ 56,156.00	\$ 1,748.00	\$ 4,975.00	\$ 1,247.00	\$ 619.00	\$ 800.00	\$ 305.00	\$ 41.00	\$ -	\$ -	\$ 166,343.00

i. Importe de las participaciones pagadas a los municipios del Estado de Oaxaca correspondiente al mes de SEPTIEMBRE 2022

Clave de Municipio	Municipio	FONDO GENERAL DE PARTICIPACIONES	FONDO DE FOMENTO MUNICIPAL	FONDO DE IMPUESTOS ESPECIALES SOBRE PRODUCCION Y SERVICIOS	FONDO DE FISCALIZACION Y RECAUDACION	FONDO DE COMPENSACION	IMPUESTO SOBRE AUTOMOVILES NUEVOS	IMPUESTO A LAS VENTAS FINALES DE GASOLINAS Y DIESEL	FONDO DE COMPENSACION DEL IMPUESTO SOBRE AUTOMOVILES NUEVOS ISAN	ISR ARTICULO 126	ISR 3-B	Hidrocarburos	total
187	SAN JUAN COATZACOPEC	\$ 165,320.00	\$ 49,842.00	\$ 2,674.00	\$ 7,006.00	\$ 4,261.00	\$ 1,227.00	\$ 2,558.00	\$ 433.00	\$ 119.00	\$ -	\$ -	\$ 233,440.00
188	SAN JUAN COLOABO	\$ 514,696.00	\$ 70,057.00	\$ 7,996.00	\$ 15,659.00	\$ 22,611.00	\$ 5,360.00	\$ 14,999.00	\$ 966.00	\$ 740.00	\$ -	\$ -	\$ 652,624.00
189	SAN JUAN COMALTEPEC	\$ 231,990.00	\$ 65,252.00	\$ 3,777.00	\$ 7,007.00	\$ 7,303.00	\$ 2,542.00	\$ 5,852.00	\$ 431.00	\$ 361.00	\$ -	\$ -	\$ 324,515.00
190	SAN JUAN COZCOCON	\$ 1,214,942.00	\$ 156,989.00	\$ 18,779.00	\$ 36,311.00	\$ 53,077.00	\$ 12,781.00	\$ 34,563.00	\$ 2,231.00	\$ 1,777.00	\$ -	\$ 245,456.00	\$ 1,776,906.00
191	SAN JUAN CHICOMEZUCHIL	\$ 49,950.00	\$ 25,249.00	\$ 877.00	\$ 2,374.00	\$ 707.00	\$ 339.00	\$ 492.00	\$ 153.00	\$ 27.00	\$ -	\$ -	\$ 80,168.00
192	SAN JUAN CHIAPALA	\$ 159,038.00	\$ 72,849.00	\$ 2,560.00	\$ 5,151.00	\$ 3,665.00	\$ 1,621.00	\$ 3,252.00	\$ 333.00	\$ 219.00	\$ 503.00	\$ -	\$ 249,189.00
193	SAN JUAN DEL ESTADO	\$ 256,070.00	\$ 81,551.00	\$ 4,196.00	\$ 5,973.00	\$ 6,723.00	\$ 3,322.00	\$ 7,080.00	\$ 372.00	\$ 520.00	\$ -	\$ -	\$ 365,907.00
194	SAN JUAN DEL RIO	\$ 177,848.00	\$ 67,705.00	\$ 2,642.00	\$ 6,409.00	\$ 3,280.00	\$ 1,480.00	\$ 2,666.00	\$ 445.00	\$ 168.00	\$ 7,100.00	\$ -	\$ 269,743.00
195	SAN JUAN DIUXI	\$ 179,826.00	\$ 72,522.00	\$ 2,880.00	\$ 7,287.00	\$ 2,468.00	\$ 1,400.00	\$ 2,191.00	\$ 497.00	\$ 145.00	\$ -	\$ -	\$ 269,216.00
196	SAN JUAN EVANGELISTA	\$ 131,742.00	\$ 38,558.00	\$ 2,289.00	\$ 3,755.00	\$ 976.00	\$ 1,587.00	\$ 2,523.00	\$ 235.00	\$ 237.00	\$ -	\$ -	\$ 183,468.00
197	SAN JUAN AMALCO	\$ 356,530.00	\$ 138,253.00	\$ 5,507.00	\$ 10,938.00	\$ 7,823.00	\$ 3,665.00	\$ 7,294.00	\$ 684.00	\$ 501.00	\$ -	\$ -	\$ 553,789.00
198	SAN JUAN GUELANVA	\$ 1,674,928.00	\$ 851,514.00	\$ 25,450.00	\$ 47,023.00	\$ 70,148.00	\$ 18,226.00	\$ 48,122.00	\$ 2,806.00	\$ 2,601.00	\$ -	\$ -	\$ 2,740,818.00
199	SAN JUAN GUICHICOVI	\$ 99,112.00	\$ 42,538.00	\$ 1,596.00	\$ 4,609.00	\$ 1,160.00	\$ 561.00	\$ 720.00	\$ 280.00	\$ 35.00	\$ -	\$ -	\$ 144,611.00
200	SAN JUAN IHUALTEPEC	\$ 248,458.00	\$ 57,662.00	\$ 3,990.00	\$ 9,477.00	\$ 8,704.00	\$ 2,124.00	\$ 5,260.00	\$ 584.00	\$ 245.00	\$ -	\$ -	\$ 336,504.00
201	SAN JUAN JUQUILA MIXES	\$ 147,634.00	\$ 37,977.00	\$ 2,434.00	\$ 5,791.00	\$ 4,453.00	\$ 1,257.00	\$ 2,849.00	\$ 355.00	\$ 144.00	\$ 8,381.00	\$ -	\$ 211,275.00
202	SAN JUAN JUQUILA VIANOS	\$ 298,436.00	\$ 141,134.00	\$ 4,657.00	\$ 10,239.00	\$ 10,841.00	\$ 2,796.00	\$ 6,976.00	\$ 616.00	\$ 355.00	\$ 11,067.00	\$ -	\$ 487,117.00
203	SAN JUAN LACHAO	\$ 237,412.00	\$ 63,009.00	\$ 3,873.00	\$ 9,225.00	\$ 8,287.00	\$ 2,020.00	\$ 4,996.00	\$ 571.00	\$ 231.00	\$ -	\$ -	\$ 329,624.00
204	SAN JUAN LACHIGALLA	\$ 81,508.00	\$ 38,133.00	\$ 1,331.00	\$ 3,475.00	\$ 1,513.00	\$ 608.00	\$ 1,059.00	\$ 206.00	\$ 59.00	\$ -	\$ -	\$ 127,895.00
205	SAN JUAN LAJARCIA	\$ 984,526.00	\$ 509,602.00	\$ 15,945.00	\$ 31,379.00	\$ 39,873.00	\$ 10,022.00	\$ 26,183.00	\$ 1,900.00	\$ 1,348.00	\$ -	\$ 39,615.00	\$ 1,659,793.00
206	SAN JUAN DE LOS RIOS	\$ 158,050.00	\$ 48,505.00	\$ 2,564.00	\$ 5,847.00	\$ 5,753.00	\$ 1,414.00	\$ 3,531.00	\$ 381.00	\$ 170.00	\$ 3,574.00	\$ -	\$ 229,789.00
207	SAN JUAN MAZATLAN	\$ 1,109,838.00	\$ 197,875.00	\$ 17,160.00	\$ 31,415.00	\$ 44,791.00	\$ 12,169.00	\$ 31,463.00	\$ 1,970.00	\$ 1,740.00	\$ -	\$ 32,840.00	\$ 1,481,761.00
208	SAN JUAN MIXTEPEC - DITO	\$ 449,262.00	\$ 179,034.00	\$ 7,090.00	\$ 16,358.00	\$ 16,325.00	\$ 3,891.00	\$ 9,886.00	\$ 1,009.00	\$ 463.00	\$ -	\$ -	\$ 677,256.00
209	SAN JUAN MIXTEPEC - DITO	\$ 119,922.00	\$ 65,055.00	\$ 2,047.00	\$ 5,834.00	\$ 1,427.00	\$ 743.00	\$ 953.00	\$ 360.00	\$ 50.00	\$ -	\$ -	\$ 199,932.00
210	SAN JUAN RUMI	\$ 370,636.00	\$ 61,881.00	\$ 5,827.00	\$ 13,666.00	\$ 13,681.00	\$ 3,224.00	\$ 8,183.00	\$ 843.00	\$ 381.00	\$ 3,541.00	\$ -	\$ 478,322.00
211	SAN JUAN OZOLOTEPEC	\$ 216,222.00	\$ 67,082.00	\$ 3,427.00	\$ 8,024.00	\$ 8,014.00	\$ 1,885.00	\$ 4,817.00	\$ 488.00	\$ 223.00	\$ 4,819.00	\$ -	\$ 314,995.00
212	SAN JUAN PELLAPA	\$ 222,710.00	\$ 54,353.00	\$ 3,667.00	\$ 8,686.00	\$ 7,293.00	\$ 1,907.00	\$ 4,548.00	\$ 535.00	\$ 220.00	\$ -	\$ -	\$ 303,919.00
213	SAN JUAN QUIAHUE	\$ 355,102.00	\$ 118,429.00	\$ 5,399.00	\$ 10,186.00	\$ 9,927.00	\$ 3,810.00	\$ 8,377.00	\$ 589.00	\$ 539.00	\$ -	\$ -	\$ 512,358.00

i. Importe de las participaciones pagadas a los municipios del Estado de Oaxaca correspondiente al mes de SEPTIEMBRE 2022

Clave de Municipio	Municipio	FONDO GENERAL DE PARTICIPACIONES	FONDO DE FOMENTO MUNICIPAL	FONDO DE IMPUESTOS ESPECIALES SOBRE PRODUCCION Y SERVICIOS	FONDO DE FISCALIZACION Y RECAUDACION	FONDO DE COMPENSACION	IMPUESTO SOBRE AUTOMOVILES NUEVOS	IMPUESTO A LAS VENTAS FINALES DE GASOLINAS Y DIESEL	FONDO DE COMPENSACION DEL IMPUESTO SOBRE AUTOMOVILES NUEVOS ISAN	ISR ARTICULO 126	ISR 3-B	Hidrocarburos	total
214	SAN JUAN QUIOTEPEC	\$ 175,844.00	\$ 47,371.00	\$ 2,453.00	\$ 7,115.00	\$ 4,819.00	\$ 1,405.00	\$ 3,028.00	\$ 445.00	\$ 150.00	\$	\$	\$ 243,130.00
215	SAN JUAN SAYULTEPEC	\$ 97,952.00	\$ 52,412.00	\$ 1,512.00	\$ 3,530.00	\$ 2,109.00	\$ 854.00	\$ 1,648.00	\$ 231.00	\$ 101.00	\$	\$	\$ 160,349.00
216	SAN JUAN TABAA	\$ 137,704.00	\$ 71,150.00	\$ 2,269.00	\$ 6,008.00	\$ 2,956.00	\$ 1,001.00	\$ 1,866.00	\$ 363.00	\$ 93.00	\$	\$	\$ 213,410.00
217	SAN JUAN TAMAZOLA	\$ 253,684.00	\$ 59,024.00	\$ 4,018.00	\$ 9,941.00	\$ 7,679.00	\$ 2,053.00	\$ 4,753.00	\$ 637.00	\$ 224.00	\$	\$	\$ 342,013.00
218	SAN JUAN TEITA	\$ 95,680.00	\$ 50,253.00	\$ 1,646.00	\$ 4,746.00	\$ 1,290.00	\$ 576.00	\$ 770.00	\$ 290.00	\$ 36.00	\$	\$	\$ 155,287.00
219	SAN JUAN TEIPAC	\$ 213,256.00	\$ 74,503.00	\$ 3,527.00	\$ 8,609.00	\$ 6,315.00	\$ 1,752.00	\$ 3,932.00	\$ 540.00	\$ 192.00	\$	\$	\$ 312,626.00
220	SAN JUAN TEPIC	\$ 227,880.00	\$ 85,438.00	\$ 3,665.00	\$ 8,521.00	\$ 6,406.00	\$ 1,998.00	\$ 4,362.00	\$ 535.00	\$ 237.00	\$	\$	\$ 339,040.00
221	SAN JUAN TEPIC	\$ 119,342.00	\$ 52,291.00	\$ 1,943.00	\$ 4,634.00	\$ 3,560.00	\$ 1,015.00	\$ 2,282.00	\$ 281.00	\$ 116.00	\$	\$	\$ 185,465.00
222	SAN JUAN YAREE	\$ 133,774.00	\$ 61,581.00	\$ 2,182.00	\$ 5,373.00	\$ 3,397.00	\$ 1,089.00	\$ 2,251.00	\$ 327.00	\$ 119.00	\$ 2,488.00	\$	\$ 212,581.00
223	SAN JUAN VAZTORA	\$ 84,988.00	\$ 69,202.00	\$ 1,452.00	\$ 4,190.00	\$ 1,054.00	\$ 513.00	\$ 653.00	\$ 255.00	\$ 32.00	\$	\$	\$ 168,100.00
224	SAN JUAN YUCUITA	\$ 69,742.00	\$ 38,053.00	\$ 1,183.00	\$ 3,188.00	\$ 1,537.00	\$ 486.00	\$ 908.00	\$ 195.00	\$ 42.00	\$	\$	\$ 115,334.00
225	SAN LORENZO YUCUITA	\$ 343,006.00	\$ 62,250.00	\$ 5,420.00	\$ 12,208.00	\$ 13,742.00	\$ 3,127.00	\$ 8,395.00	\$ 753.00	\$ 386.00	\$	\$	\$ 449,217.00
226	SAN LORENZO ALBARADAS	\$ 197,502.00	\$ 114,086.00	\$ 3,077.00	\$ 6,603.00	\$ 7,087.00	\$ 1,897.00	\$ 4,674.00	\$ 397.00	\$ 246.00	\$	\$	\$ 335,564.00
227	SAN LORENZO CACAGOTEPEC	\$ 1,159,738.00	\$ 367,725.00	\$ 17,412.00	\$ 22,967.00	\$ 44,334.00	\$ 15,179.00	\$ 37,102.00	\$ 1,472.00	\$ 2,410.00	\$ 147,372.00	\$	\$ 1,814,711.00
228	SAN LORENZO CUAUHQUITLITLA	\$ 121,124.00	\$ 55,950.00	\$ 2,133.00	\$ 5,992.00	\$ 1,960.00	\$ 775.00	\$ 1,177.00	\$ 386.00	\$ 55.00	\$	\$	\$ 190,532.00
229	SAN LORENZO TEXMELUCAN	\$ 474,876.00	\$ 163,061.00	\$ 7,577.00	\$ 14,137.00	\$ 21,357.00	\$ 5,155.00	\$ 14,132.00	\$ 871.00	\$ 729.00	\$ 202,543.00	\$	\$ 904,460.00
230	SAN LORENZO VICTORIA	\$ 118,548.00	\$ 46,805.00	\$ 1,938.00	\$ 4,256.00	\$ 2,221.00	\$ 1,113.00	\$ 2,052.00	\$ 252.00	\$ 140.00	\$	\$	\$ 180,242.00
231	SAN LUCAS CAMOTLAN	\$ 218,814.00	\$ 55,039.00	\$ 3,561.00	\$ 7,850.00	\$ 7,442.00	\$ 2,038.00	\$ 4,934.00	\$ 495.00	\$ 255.00	\$	\$	\$ 314,067.00
232	SAN LUCAS OUILAN	\$ 1,360,036.00	\$ 596,686.00	\$ 20,498.00	\$ 43,847.00	\$ 51,975.00	\$ 19,083.00	\$ 33,706.00	\$ 2,624.00	\$ 1,708.00	\$ 142,537.00	\$	\$ 2,266,700.00
233	SAN LUCAS QUIAVINI	\$ 221,222.00	\$ 139,384.00	\$ 3,413.00	\$ 7,654.00	\$ 4,063.00	\$ 2,037.00	\$ 3,750.00	\$ 430.00	\$ 255.00	\$	\$	\$ 382,208.00
234	SAN LUCAS ZOQUIPAM	\$ 423,772.00	\$ 68,426.00	\$ 6,665.00	\$ 14,739.00	\$ 16,684.00	\$ 3,940.00	\$ 10,366.00	\$ 910.00	\$ 496.00	\$	\$	\$ 545,998.00
235	SAN LUIS AMATLAN	\$ 280,716.00	\$ 138,196.00	\$ 4,515.00	\$ 10,788.00	\$ 9,042.00	\$ 2,385.00	\$ 5,623.00	\$ 652.00	\$ 274.00	\$	\$	\$ 452,191.00
236	SAN MARCIAL OZOLOTEPEC	\$ 159,446.00	\$ 100,331.00	\$ 2,579.00	\$ 7,008.00	\$ 8,195.00	\$ 1,106.00	\$ 1,996.00	\$ 454.00	\$ 96.00	\$ 3,429.00	\$	\$ 279,640.00
237	SAN MARCOS ARTEAGA	\$ 163,904.00	\$ 65,113.00	\$ 2,763.00	\$ 6,180.00	\$ 3,753.00	\$ 1,507.00	\$ 2,979.00	\$ 392.00	\$ 185.00	\$	\$	\$ 246,756.00
238	SAN MARTIN DE LOS CANSECOS	\$ 125,484.00	\$ 66,425.00	\$ 2,148.00	\$ 5,614.00	\$ 2,566.00	\$ 922.00	\$ 1,603.00	\$ 344.00	\$ 87.00	\$	\$	\$ 204,993.00
239	SAN MARTIN HUAMELULPAM	\$ 111,976.00	\$ 47,293.00	\$ 1,808.00	\$ 4,055.00	\$ 2,379.00	\$ 1,022.00	\$ 1,971.00	\$ 282.00	\$ 126.00	\$	\$	\$ 170,892.00
240	SAN MARTIN ITURYSO	\$ 196,584.00	\$ 55,297.00	\$ 3,243.00	\$ 7,883.00	\$ 6,388.00	\$ 1,627.00	\$ 3,887.00	\$ 483.00	\$ 180.00	\$	\$	\$ 275,572.00
241	SAN MARTIN LACHILA	\$ 135,988.00	\$ 60,670.00	\$ 2,217.00	\$ 5,016.00	\$ 2,463.00	\$ 1,234.00	\$ 2,230.00	\$ 306.00	\$ 151.00	\$ 6,740.00	\$	\$ 217,015.00

I. Importe de las participaciones pagadas a los municipios del Estado de Oaxaca correspondiente al mes de SEPTIEMBRE 2022

Clave de Municipio	Municipio	FONDO GENERAL DE PARTICIPACIONES	FONDO DE FOMENTO MUNICIPAL	FONDO DE IMPUESTOS ESPECIALES SOBRE PRODUCCION Y SERVICIOS	FONDO DE FISCALIZACION Y RECAUDACION	FONDO DE COMPENSACION	IMPUESTO SOBRE AUTOMOVILES NUEVOS	IMPUESTO A LAS VENTAS FINALES DE GASOLINAS Y DIESEL	FONDO DE COMPENSACION DEL IMPUESTO SOBRE AUTOMOVILES NUEVOS ISAN	ISR ARTICULO 176	ISR 3-B	Hidrocarburos	total
242	SAN MARTIN PERAS	\$ 668,398.00	\$ 80,249.00	\$ 10,811.00	\$ 21,804.00	\$ 28,827.00	\$ 6,565.00	\$ 18,051.00	\$ 1,333.00	\$ 86.00	\$ -	\$ -	\$ 836,498.00
243	SAN MARTIN TLICAJETE	\$ 217,590.00	\$ 98,275.00	\$ 3,514.00	\$ 7,569.00	\$ 4,735.00	\$ 2,074.00	\$ 4,047.00	\$ 497.00	\$ 265.00	\$ 20,932.00	\$ -	\$ 959,498.00
244	SAN MARTIN TOXPALAN	\$ 224,872.00	\$ 78,260.00	\$ 3,573.00	\$ 7,716.00	\$ 9,348.00	\$ 2,145.00	\$ 5,722.00	\$ 475.00	\$ 275.00	\$ -	\$ -	\$ 331,386.00
245	SAN MARTIN ZACATEPEC	\$ 111,944.00	\$ 35,168.00	\$ 1,868.00	\$ 4,763.00	\$ 3,108.00	\$ 862.00	\$ 1,874.00	\$ 292.00	\$ 87.00	\$ -	\$ -	\$ 159,966.00
246	SAN MATEO CAJONIOS	\$ 88,344.00	\$ 40,600.00	\$ 1,536.00	\$ 4,305.00	\$ 1,454.00	\$ 564.00	\$ 866.00	\$ 263.00	\$ 40.00	\$ -	\$ -	\$ 137,972.00
247	CAPULPAM DE MENDEZ	\$ 180,070.00	\$ 60,445.00	\$ 2,283.00	\$ 6,335.00	\$ 3,913.00	\$ 1,327.00	\$ 2,572.00	\$ 306.00	\$ 137.00	\$ 4,048.00	\$ -	\$ 261,436.00
248	SAN MATEO DEL MAR	\$ 742,850.00	\$ 168,390.00	\$ 11,945.00	\$ 21,788.00	\$ 35,317.00	\$ 7,846.00	\$ 22,711.00	\$ 1,335.00	\$ 1,096.00	\$ -	\$ -	\$ 1,012,678.00
249	SAN MATEO YOLOXOCHITLAN	\$ 231,650.00	\$ 109,413.00	\$ 3,693.00	\$ 7,973.00	\$ 9,048.00	\$ 2,708.00	\$ 5,710.00	\$ 498.00	\$ 283.00	\$ -	\$ -	\$ 370,476.00
250	SAN MATEO ETIATONIGO	\$ 219,648.00	\$ 63,867.00	\$ 3,135.00	\$ 6,954.00	\$ 2,959.00	\$ 2,043.00	\$ 3,422.00	\$ 397.00	\$ 262.00	\$ -	\$ -	\$ 302,637.00
251	SAN MATEO NEJAPAM	\$ 139,558.00	\$ 61,218.00	\$ 2,358.00	\$ 6,394.00	\$ 2,866.00	\$ 962.00	\$ 1,797.00	\$ 396.00	\$ 82.00	\$ -	\$ -	\$ 215,571.00
252	SAN MATEO BERASCO	\$ 168,106.00	\$ 49,846.00	\$ 2,769.00	\$ 6,658.00	\$ 5,620.00	\$ 1,412.00	\$ 3,396.00	\$ 409.00	\$ 159.00	\$ 6,113.00	\$ -	\$ 244,480.00
253	SAN MATEO PINAS	\$ 199,810.00	\$ 84,949.00	\$ 3,349.00	\$ 8,771.00	\$ 4,684.00	\$ 1,471.00	\$ 2,921.00	\$ 537.00	\$ 139.00	\$ -	\$ -	\$ 306,631.00
254	SAN MATEO RIO HONDO	\$ 252,830.00	\$ 90,252.00	\$ 4,051.00	\$ 9,227.00	\$ 7,596.00	\$ 2,271.00	\$ 5,140.00	\$ 582.00	\$ 276.00	\$ -	\$ -	\$ 372,225.00
255	SAN MATEO SINDIHUI	\$ 166,084.00	\$ 46,946.00	\$ 2,612.00	\$ 6,746.00	\$ 4,677.00	\$ 1,269.00	\$ 2,792.00	\$ 409.00	\$ 129.00	\$ -	\$ -	\$ 231,664.00
256	SAN MATEO TLAPILTEPEC	\$ 79,754.00	\$ 39,715.00	\$ 1,321.00	\$ 3,781.00	\$ 547.00	\$ 498.00	\$ 505.00	\$ 231.00	\$ 35.00	\$ 1,811.00	\$ -	\$ 128,198.00
257	SAN MELCHOR BETAZA	\$ 122,386.00	\$ 57,700.00	\$ 2,093.00	\$ 5,664.00	\$ 2,484.00	\$ 842.00	\$ 1,502.00	\$ 359.00	\$ 71.00	\$ -	\$ -	\$ 193,101.00
258	SAN MIGUEL ACHIUTLA	\$ 111,352.00	\$ 48,458.00	\$ 1,851.00	\$ 4,377.00	\$ 1,659.00	\$ 955.00	\$ 1,579.00	\$ 273.00	\$ 110.00	\$ 8,940.00	\$ -	\$ 179,554.00
259	SAN MIGUEL AHUEHUETILAN	\$ 203,286.00	\$ 118,959.00	\$ 2,744.00	\$ 8,284.00	\$ 5,030.00	\$ 1,567.00	\$ 3,215.00	\$ 506.00	\$ 161.00	\$ -	\$ -	\$ 344,252.00
260	ALOAPAM	\$ 169,092.00	\$ 60,940.00	\$ 6,398.00	\$ 13,547.00	\$ 16,327.00	\$ 3,965.00	\$ 10,390.00	\$ 836.00	\$ 518.00	\$ 19,166.00	\$ -	\$ 832,798.00
261	SAN MIGUEL AMATITLAN	\$ 408,132.00	\$ 353,519.00	\$ 5,398.00	\$ 3,844.00	\$ 2,373.00	\$ 784.00	\$ 1,599.00	\$ 253.00	\$ 86.00	\$ -	\$ -	\$ 1,433,908.00
262	SAN MIGUEL AMATITLAN	\$ 94,628.00	\$ 38,751.00	\$ 1,590.00	\$ 9,436.00	\$ 7,496.00	\$ 2,228.00	\$ 4,990.00	\$ 561.00	\$ 262.00	\$ 37,324.00	\$ -	\$ 429,723.00
263	SAN MIGUEL COATLAN	\$ 259,492.00	\$ 103,967.00	\$ 3,967.00	\$ 7,216.00	\$ 5,104.00	\$ 1,369.00	\$ 3,066.00	\$ 439.00	\$ 142.00	\$ -	\$ -	\$ 295,807.00
264	SAN MIGUEL CHICAHUA	\$ 175,138.00	\$ 87,776.00	\$ 2,846.00	\$ 15,922.00	\$ 15,787.00	\$ 5,281.00	\$ 12,422.00	\$ 850.00	\$ 757.00	\$ -	\$ -	\$ 593,572.00
265	SAN MIGUEL CHIMALAPA	\$ 476,402.00	\$ 60,506.00	\$ 7,645.00	\$ 16,198.00	\$ 20,211.00	\$ 4,384.00	\$ 12,828.00	\$ 962.00	\$ 640.00	\$ -	\$ -	\$ 1,238,949.00
266	SAN MIGUEL DEL PUERTO	\$ 504,492.00	\$ 691,115.00	\$ 7,619.00	\$ 3,368.00	\$ 587.00	\$ 371.00	\$ 372.00	\$ 208.00	\$ 19.00	\$ -	\$ -	\$ 1,073,227.00
267	SAN MIGUEL DEL RIO	\$ 65,170.00	\$ 36,083.00	\$ 1,149.00	\$ 4,730.00	\$ 2,734.00	\$ 1,206.00	\$ 2,320.00	\$ 289.00	\$ 151.00	\$ 9,788.00	\$ -	\$ 210,118.00
268	SAN MIGUEL EJIUTLA	\$ 125,708.00	\$ 57,058.00	\$ 2,138.00	\$ 4,730.00	\$ 2,734.00	\$ 1,206.00	\$ 2,320.00	\$ 289.00	\$ 151.00	\$ 9,788.00	\$ -	\$ 210,118.00

I. Importe de las participaciones pagadas a los municipios del Estado de Oaxaca correspondiente al mes de SEPTIEMBRE 2022

Clave de Municipio	Municipio	FONDO GENERAL DE PARTICIPACIONES	FONDO DE FOMENTO MUNICIPAL	FONDO DE IMPUESTOS ESPECIALES SOBRE PRODUCCION Y SERVICIOS	FONDO DE FISCALIZACION Y RECAUDACION	FONDO DE COMPENSACION	IMPUESTO SOBRE AUTOMOVILES NUEVOS	IMPUESTO A LAS VENTAS FINALES DE GASOLINAS Y DIESEL	FONDO DE COMPENSACION DEL IMPUESTO SOBRE AUTOMOVILES NUEVOS ISAN	ISR ARTICULO 126	ISR 3-B	Hidrocarburos	total
269	SAN MIGUEL GRANDE	\$ 358,500.00	\$ 257,404.00	\$ 5,261.00	\$ 13,580.00	\$ 10,271.00	\$ 2,794.00	\$ 6,230.00	\$ 797.00	\$ 297.00	\$	\$	\$ 655,114.00
270	SAN MIGUEL HUAUTLA	\$ 155,380.00	\$ 73,255.00	\$ 2,647.00	\$ 5,772.00	\$ 3,059.00	\$ 1,459.00	\$ 2,740.00	\$ 399.00	\$ 182.00	\$	\$	\$ 244,893.00
271	SAN MIGUEL MIXTEPEC	\$ 205,080.00	\$ 48,583.00	\$ 3,281.00	\$ 7,606.00	\$ 7,492.00	\$ 1,807.00	\$ 4,572.00	\$ 498.00	\$ 216.00	\$	\$	\$ 279,106.00
272	SAN MIGUEL PANIXTLAHUACA	\$ 377,212.00	\$ 140,335.00	\$ 5,778.00	\$ 11,024.00	\$ 14,821.00	\$ 3,889.00	\$ 10,068.00	\$ 722.00	\$ 543.00	\$	\$	\$ 564,392.00
273	SAN MIGUEL PERAS	\$ 237,412.00	\$ 76,503.00	\$ 3,775.00	\$ 8,718.00	\$ 8,918.00	\$ 2,104.00	\$ 5,420.00	\$ 530.00	\$ 253.00	\$	\$	\$ 343,633.00
274	SAN MIGUEL PIEDRAS	\$ 149,382.00	\$ 53,770.00	\$ 2,559.00	\$ 6,048.00	\$ 3,120.00	\$ 1,271.00	\$ 2,400.00	\$ 408.00	\$ 144.00	\$	\$	\$ 219,102.00
275	SAN MIGUEL QUETZALTEPEC	\$ 391,810.00	\$ 65,297.00	\$ 6,114.00	\$ 12,895.00	\$ 17,121.00	\$ 3,818.00	\$ 10,508.00	\$ 810.00	\$ 500.00	\$	\$	\$ 508,873.00
276	SAN MIGUEL SANTA FLOR	\$ 129,366.00	\$ 72,712.00	\$ 2,203.00	\$ 6,416.00	\$ 1,614.00	\$ 765.00	\$ 978.00	\$ 389.00	\$ 45.00	\$	\$	\$ 217,644.00
277	VILLA SOLA DE VEGA	\$ 856,166.00	\$ 326,290.00	\$ 13,064.00	\$ 23,913.00	\$ 29,057.00	\$ 7,980.00	\$ 19,329.00	\$ 1,778.00	\$ 1,012.00	\$ 3,156.00	\$	\$ 1,472,269.00
278	SAN MIGUEL SOXALTEPEC	\$ 2,009,964.00	\$ 1,097,798.00	\$ 30,346.00	\$ 58,074.00	\$ 91,110.00	\$ 21,235.00	\$ 58,711.00	\$ 3,658.00	\$ 2,971.00	\$	\$ 37,465.00	\$ 3,411,352.00
279	SAN MIGUEL SUCHIATEPEC	\$ 208,652.00	\$ 92,342.00	\$ 3,309.00	\$ 7,718.00	\$ 6,992.00	\$ 1,827.00	\$ 4,374.00	\$ 472.00	\$ 217.00	\$	\$	\$ 345,446.00
280	VILLA TALEA DE CASTRO	\$ 211,276.00	\$ 96,539.00	\$ 3,348.00	\$ 7,964.00	\$ 4,808.00	\$ 1,906.00	\$ 3,559.00	\$ 489.00	\$ 209.00	\$	\$	\$ 342,589.00
281	SAN MIGUEL TECOMATLAN	\$ 83,358.00	\$ 55,288.00	\$ 1,282.00	\$ 3,417.00	\$ 732.00	\$ 613.00	\$ 800.00	\$ 193.00	\$ 60.00	\$	\$	\$ 126,746.00
282	SAN MIGUEL TENANGO	\$ 94,988.00	\$ 34,726.00	\$ 1,593.00	\$ 4,511.00	\$ 1,549.00	\$ 604.00	\$ 931.00	\$ 272.00	\$ 44.00	\$	\$	\$ 139,218.00
283	SAN MIGUEL TEQUIXTEPEC	\$ 171,240.00	\$ 67,254.00	\$ 2,921.00	\$ 5,082.00	\$ 2,491.00	\$ 1,982.00	\$ 3,521.00	\$ 374.00	\$ 289.00	\$ 781.00	\$	\$ 255,885.00
284	SAN MIGUEL TILQUIAPAM	\$ 361,032.00	\$ 191,863.00	\$ 6,176.00	\$ 16,597.00	\$ 7,315.00	\$ 2,524.00	\$ 4,553.00	\$ 1,019.00	\$ 218.00	\$	\$	\$ 591,297.00
285	SAN MIGUEL TLACAMAMA	\$ 234,634.00	\$ 135,036.00	\$ 3,674.00	\$ 8,168.00	\$ 8,666.00	\$ 2,171.00	\$ 5,483.00	\$ 490.00	\$ 273.00	\$	\$	\$ 398,587.00
286	SAN MIGUEL TLACOTEPEC	\$ 269,724.00	\$ 118,027.00	\$ 4,376.00	\$ 10,348.00	\$ 7,354.00	\$ 2,312.00	\$ 4,973.00	\$ 660.00	\$ 267.00	\$	\$	\$ 418,041.00
287	SAN MIGUEL TULANCINGO	\$ 93,440.00	\$ 34,365.00	\$ 1,659.00	\$ 3,695.00	\$ 792.00	\$ 855.00	\$ 1,203.00	\$ 257.00	\$ 103.00	\$	\$	\$ 136,309.00
288	SAN MIGUEL YOTAO	\$ 93,010.00	\$ 62,808.00	\$ 1,616.00	\$ 4,572.00	\$ 1,390.00	\$ 582.00	\$ 840.00	\$ 279.00	\$ 40.00	\$	\$	\$ 165,137.00
289	SAN NICOLAS	\$ 123,562.00	\$ 49,424.00	\$ 2,100.00	\$ 5,569.00	\$ 2,871.00	\$ 386.00	\$ 1,723.00	\$ 341.00	\$ 40.00	\$	\$	\$ 186,556.00
290	SAN NICOLAS HIDALGO	\$ 98,728.00	\$ 39,353.00	\$ 1,605.00	\$ 4,249.00	\$ 2,485.00	\$ 721.00	\$ 1,473.00	\$ 254.00	\$ 68.00	\$	\$	\$ 148,936.00
291	SAN PABLO COATLAN	\$ 261,082.00	\$ 87,189.00	\$ 4,163.00	\$ 9,432.00	\$ 10,241.00	\$ 2,364.00	\$ 6,157.00	\$ 580.00	\$ 250.00	\$	\$	\$ 387,814.00
292	SAN PABLO CUATRO VENADOS	\$ 157,040.00	\$ 67,563.00	\$ 2,310.00	\$ 5,908.00	\$ 3,544.00	\$ 1,048.00	\$ 2,188.00	\$ 361.00	\$ 105.00	\$ 6,316.00	\$	\$ 226,795.00
293	SAN PABLO ETLA	\$ 1,306,888.00	\$ 431,231.00	\$ 19,066.00	\$ 27,082.00	\$ 41,527.00	\$ 16,430.00	\$ 37,529.00	\$ 1,699.00	\$ 2,562.00	\$ 6,746.00	\$	\$ 1,884,024.00
294	SAN PABLO HUITZO	\$ 436,766.00	\$ 174,671.00	\$ 6,625.00	\$ 11,377.00	\$ 16,980.00	\$ 5,002.00	\$ 12,503.00	\$ 661.00	\$ 737.00	\$	\$	\$ 778,714.00
295	SAN PABLO HUIXTEPEC	\$ 738,198.00	\$ 323,188.00	\$ 10,691.00	\$ 21,652.00	\$ 24,166.00	\$ 7,412.00	\$ 17,391.00	\$ 1,354.00	\$ 1,005.00	\$	\$	\$ 1,145,097.00
296	SAN PABLO MACULTEPEC	\$ 102,186.00	\$ 56,723.00	\$ 1,699.00	\$ 4,384.00	\$ 2,285.00	\$ 772.00	\$ 1,473.00	\$ 273.00	\$ 76.00	\$ 4,035.00	\$	\$ 173,906.00

Página 78



I. Importe de las participaciones pagadas a los municipios del Estado de Oaxaca correspondiente al mes de SEPTIEMBRE 2022

Clave de Municipio	Municipio	FONDO GENERAL DE PARTICIPACIONES	FONDO DE FOMENTO MUNICIPAL	FONDO DE IMPUESTOS ESPECIALES SOBRE PRODUCCION Y SERVICIOS	FONDO DE FISCALIZACION Y RECAUDACION	FONDO DE COMPENSACION	IMPUESTO SOBRE AUTOMOVILES NUEVOS	IMPUESTO A LAS VENTAS FINALES DE GASOLINAS Y DIESEL	FONDO DE COMPENSACION DEL IMPUESTO SOBRE AUTOMOVILES NUEVOS ISAN	ISR ARTICULO 126	ISR 3-B	Hidrocarburos	total
297	SAN PABLO	\$ 200,136.00	\$ 97,705.00	\$ 3,303.00	\$ 5,756.00	\$ 6,432.00	\$ 2,016.00	\$ 4,705.00	\$ 425.00	\$ 269.00	\$ 2,051.00	\$ -	\$ 323,798.00
298	THIALEPEC	\$ 866,936.00	\$ 289,947.00	\$ 13,082.00	\$ 23,038.00	\$ 32,388.00	\$ 9,724.00	\$ 24,064.00	\$ 1,459.00	\$ 1,415.00	\$ -	\$ -	\$ 1,235,350.00
299	DE MITLA	\$ 243,542.00	\$ 48,828.00	\$ 4,144.00	\$ 5,684.00	\$ 2,683.00	\$ 3,257.00	\$ 5,683.00	\$ 344.00	\$ 516.00	\$ 874.00	\$ -	\$ 315,555.00
300	YAGANIZA	\$ 361,364.00	\$ 95,968.00	\$ 5,489.00	\$ 11,254.00	\$ 15,674.00	\$ 3,609.00	\$ 9,835.00	\$ 695.00	\$ 484.00	\$ 11,938.00	\$ -	\$ 516,312.00
301	SAN PEDRO AMUZEGOS	\$ 258,186.00	\$ 131,920.00	\$ 4,178.00	\$ 11,218.00	\$ 3,792.00	\$ 1,835.00	\$ 2,826.00	\$ 703.00	\$ 166.00	\$ 14,032.00	\$ -	\$ 428,856.00
302	SAN PEDRO APOSTOL	\$ 302,088.00	\$ 65,668.00	\$ 4,507.00	\$ 10,851.00	\$ 10,689.00	\$ 2,567.00	\$ 6,455.00	\$ 624.00	\$ 300.00	\$ -	\$ -	\$ 403,749.00
303	SAN PEDRO ATOYAC	\$ 100,196.00	\$ 34,138.00	\$ 1,646.00	\$ 4,295.00	\$ 2,573.00	\$ 745.00	\$ 1,539.00	\$ 267.00	\$ 72.00	\$ -	\$ -	\$ 145,471.00
304	SAN PEDRO CALONS	\$ 102,754.00	\$ 45,937.00	\$ 1,759.00	\$ 4,572.00	\$ 1,697.00	\$ 763.00	\$ 1,249.00	\$ 279.00	\$ 72.00	\$ -	\$ -	\$ 159,062.00
305	SAN PEDRO COXCALTEPEC	\$ 307,214.00	\$ 148,711.00	\$ 4,600.00	\$ 8,086.00	\$ 10,431.00	\$ 3,459.00	\$ 8,179.00	\$ 456.00	\$ 506.00	\$ -	\$ -	\$ 491,642.00
306	SAN PEDRO COMITANCILLO	\$ 269,910.00	\$ 91,264.00	\$ 4,327.00	\$ 9,705.00	\$ 10,903.00	\$ 2,472.00	\$ 6,585.00	\$ 594.00	\$ 306.00	\$ -	\$ -	\$ 396,066.00
307	SAN PEDRO ALTO	\$ 544,222.00	\$ 84,485.00	\$ 8,497.00	\$ 16,103.00	\$ 23,116.00	\$ 5,824.00	\$ 15,432.00	\$ 994.00	\$ 819.00	\$ -	\$ -	\$ 679,492.00
308	SAN PEDRO HUAMELULA	\$ 271,020.00	\$ 162,694.00	\$ 3,982.00	\$ 8,179.00	\$ 7,846.00	\$ 2,708.00	\$ 6,055.00	\$ 461.00	\$ 366.00	\$ -	\$ -	\$ 463,311.00
309	SAN PEDRO HUILOTEPEC	\$ 616,804.00	\$ 173,701.00	\$ 9,650.00	\$ 20,894.00	\$ 24,196.00	\$ 5,855.00	\$ 15,310.00	\$ 1,337.00	\$ 750.00	\$ -	\$ -	\$ 868,477.00
310	SAN PEDRO IXCATLAN	\$ 607,842.00	\$ 306,248.00	\$ 9,349.00	\$ 11,445.00	\$ 34,157.00	\$ 8,286.00	\$ 24,131.00	\$ 671.00	\$ 1,338.00	\$ -	\$ -	\$ 1,003,467.00
311	SAN PEDRO IXTLAHUACA	\$ 110,756.00	\$ 54,827.00	\$ 1,864.00	\$ 5,196.00	\$ 1,130.00	\$ 727.00	\$ 908.00	\$ 315.00	\$ 56.00	\$ -	\$ -	\$ 175,779.00
312	SAN PEDRO JALTEPEC	\$ 595,178.00	\$ 88,649.00	\$ 9,157.00	\$ 18,829.00	\$ 26,319.00	\$ 5,943.00	\$ 16,468.00	\$ 1,182.00	\$ 796.00	\$ -	\$ -	\$ 762,511.00
313	SAN PEDRO JICAYAN	\$ 117,688.00	\$ 52,701.00	\$ 2,045.00	\$ 5,724.00	\$ 1,724.00	\$ 754.00	\$ 1,092.00	\$ 351.00	\$ 54.00	\$ 2,441.00	\$ -	\$ 184,574.00
314	SAN PEDRO JOCOTIPAC	\$ 168,638.00	\$ 64,433.00	\$ 2,540.00	\$ 5,915.00	\$ 4,193.00	\$ 1,473.00	\$ 3,043.00	\$ 405.00	\$ 176.00	\$ 22,868.00	\$ -	\$ 273,684.00
315	SAN PEDRO JUCHATENGO	\$ 167,464.00	\$ 84,581.00	\$ 2,711.00	\$ 6,864.00	\$ 4,434.00	\$ 1,318.00	\$ 2,810.00	\$ 420.00	\$ 138.00	\$ -	\$ -	\$ 270,550.00
316	SAN PEDRO MARTIR	\$ 123,768.00	\$ 63,715.00	\$ 2,169.00	\$ 5,886.00	\$ 1,760.00	\$ 823.00	\$ 1,180.00	\$ 442.00	\$ 63.00	\$ 9,791.00	\$ -	\$ 203,397.00
317	SAN PEDRO MARTIR	\$ 151,530.00	\$ 67,299.00	\$ 2,454.00	\$ 5,978.00	\$ 2,981.00	\$ 1,249.00	\$ 2,295.00	\$ 379.00	\$ 138.00	\$ 3,428.00	\$ -	\$ 237,731.00
318	SAN PEDRO QUIECHAGA	\$ 5,871,452.00	\$ 1,115,628.00	\$ 87,785.00	\$ 97,299.00	\$ 119,305.00	\$ 81,768.00	\$ 163,334.00	\$ 6,623.00	\$ 13,295.00	\$ -	\$ -	\$ 7,556,389.00
319	SAN PEDRO MIXTEPEC - OTO.	\$ 82,166.00	\$ 24,797.00	\$ 1,352.00	\$ 3,418.00	\$ 2,299.00	\$ 642.00	\$ 1,398.00	\$ 212.00	\$ 66.00	\$ -	\$ -	\$ 124,652.00
320	SAN PEDRO MIXTEPEC - OTO.	\$ 76,352.00	\$ 26,878.00	\$ 1,296.00	\$ 3,391.00	\$ 1,681.00	\$ 561.00	\$ 1,058.00	\$ 207.00	\$ 55.00	\$ 8,302.00	\$ -	\$ 111,477.00
321	SAN PEDRO MOLINOS	\$ 104,182.00	\$ 39,057.00	\$ 1,719.00	\$ 4,576.00	\$ 1,785.00	\$ 748.00	\$ 1,239.00	\$ 285.00	\$ 68.00	\$ -	\$ -	\$ 152,659.00
321	INOPALA												

 Página 79



I. Importe de las participaciones pagadas a los municipios del Estado de Oaxaca correspondiente al mes de SEPTIEMBRE 2022

Clave de Municipio	Municipio	FONDO GENERAL DE PARTICIPACIONES	FONDO DE FOMENTO MUNICIPAL	FONDO DE IMPUESTOS ESPECIALES SOBRE PRODUCCION Y SERVICIOS	FONDO DE FISCALIZACION Y RECAUDACION	FONDO DE COMPENSACION	IMPUESTO SOBRE AUTOMOVILES NUEVOS	IMPUESTO A LAS VENTAS FINALES DE GASOLINAS Y DIESEL	FONDO DE COMPENSACION DEL IMPUESTO SOBRE AUTOMOVILES NUEVOS ISAN	ISR ARTICULO 126	ISR 3-B	Hidrocarburos	total
322	SAN PEDRO COCOPEATILLO	\$ 120,448.00	\$ 56,086.00	\$ 2,090.00	\$ 5,902.00	\$ 1,837.00	\$ 757.00	\$ 1,118.00	\$ 362.00	\$ 52.00	\$ -	\$ -	\$ 188,652.00
323	SAN PEDRO OCOATEPEC	\$ 192,128.00	\$ 44,937.00	\$ 3,043.00	\$ 6,901.00	\$ 5,697.00	\$ 1,741.00	\$ 3,919.00	\$ 407.00	\$ 214.00	\$ -	\$ -	\$ 268,985.00
324	SAN PEDRO POCHUTLA	\$ 2,893,314.00	\$ 757,114.00	\$ 42,856.00	\$ 66,094.00	\$ 114,437.00	\$ 35,910.00	\$ 89,401.00	\$ 4,137.00	\$ 5,456.00	\$ -	\$ -	\$ 4,818,906.00
325	SAN PEDRO QUATORZI	\$ 605,974.00	\$ 195,318.00	\$ 9,022.00	\$ 18,856.00	\$ 27,996.00	\$ 5,952.00	\$ 16,953.00	\$ 1,425.00	\$ 792.00	\$ 710,187.00	\$ -	\$ 881,988.00
326	SAN PEDRO SOCHIHUAPAN	\$ 357,222.00	\$ 227,511.00	\$ 5,505.00	\$ 12,818.00	\$ 11,869.00	\$ 3,137.00	\$ 7,554.00	\$ 792.00	\$ 376.00	\$ -	\$ -	\$ 626,794.00
327	SAN PEDRO TAPANATEPEC	\$ 1,541,424.00	\$ 648,666.00	\$ 23,214.00	\$ 56,504.00	\$ 36,834.00	\$ 12,876.00	\$ 26,125.00	\$ 3,408.00	\$ 1,473.00	\$ -	\$ -	\$ 2,350,574.00
328	SAN PEDRO TAVICHE	\$ 118,236.00	\$ 41,084.00	\$ 1,989.00	\$ 4,976.00	\$ 3,393.00	\$ 936.00	\$ 2,069.00	\$ 305.00	\$ 98.00	\$ -	\$ -	\$ 178,362.00
329	SAN PEDRO TEOACALCO	\$ 133,274.00	\$ 49,038.00	\$ 2,206.00	\$ 5,638.00	\$ 2,726.00	\$ 1,023.00	\$ 4,886.00	\$ 346.00	\$ 103.00	\$ 5,296.00	\$ -	\$ 203,912.00
330	SAN PEDRO TEUTLILA	\$ 262,648.00	\$ 85,684.00	\$ 4,188.00	\$ 9,508.00	\$ 10,189.00	\$ 2,373.00	\$ 6,151.00	\$ 586.00	\$ 290.00	\$ 7,672.00	\$ -	\$ 381,611.00
331	SAN PEDRO TIDAA	\$ 205,758.00	\$ 64,944.00	\$ 3,220.00	\$ 6,139.00	\$ 2,326.00	\$ 2,200.00	\$ 3,554.00	\$ 346.00	\$ 309.00	\$ -	\$ -	\$ 288,896.00
332	SAN PEDRO TOPILTEPEC	\$ 59,768.00	\$ 26,907.00	\$ 1,035.00	\$ 2,892.00	\$ 892.00	\$ 383.00	\$ 559.00	\$ 179.00	\$ 28.00	\$ -	\$ -	\$ 100,116.00
333	SAN PEDRO TOTOLAPAM	\$ 268,638.00	\$ 56,880.00	\$ 4,213.00	\$ 6,779.00	\$ 7,892.00	\$ 3,203.00	\$ 7,108.00	\$ 488.00	\$ 481.00	\$ 7,473.00	\$ -	\$ 355,682.00
334	VILLA DE TUTUTEPEC DE MELCHOR	\$ 2,461,866.00	\$ 774,837.00	\$ 37,026.00	\$ 65,267.00	\$ 120,266.00	\$ 27,641.00	\$ 78,083.00	\$ 3,897.00	\$ 4,030.00	\$ -	\$ -	\$ 3,572,913.00
335	SAN PEDRO DCAMELO	\$ 120,790.00	\$ 50,534.00	\$ 2,078.00	\$ 5,765.00	\$ 2,056.00	\$ 782.00	\$ 1,259.00	\$ 353.00	\$ 60.00	\$ -	\$ -	\$ 183,675.00
336	SAN PEDRO YANERI	\$ 218,744.00	\$ 93,805.00	\$ 3,431.00	\$ 8,739.00	\$ 4,037.00	\$ 1,704.00	\$ 3,013.00	\$ 549.00	\$ 178.00	\$ -	\$ -	\$ 334,200.00
337	SAN PEDRO Y SAN PABLO AYUTLA	\$ 402,094.00	\$ 101,844.00	\$ 5,982.00	\$ 12,738.00	\$ 13,117.00	\$ 3,886.00	\$ 9,256.00	\$ 744.00	\$ 510.00	\$ -	\$ -	\$ 557,772.00
338	VILLA DE ETLA	\$ 712,236.00	\$ 343,576.00	\$ 10,446.00	\$ 16,459.00	\$ 24,984.00	\$ 8,537.00	\$ 20,378.00	\$ 900.00	\$ 1,298.00	\$ 7,691.00	\$ -	\$ 201,431.00
339	SAN PEDRO Y SAN PABLO	\$ 396,404.00	\$ 145,575.00	\$ 4,218.00	\$ 11,204.00	\$ 10,431.00	\$ 3,077.00	\$ 6,594.00	\$ 800.00	\$ 333.00	\$ 18,410.00	\$ -	\$ 1,157,224.00
340	SAN PEDRO Y SAN PABLO TEPOSCOLILLA	\$ 146,804.00	\$ 97,765.00	\$ 2,424.00	\$ 6,177.00	\$ 4,155.00	\$ 1,132.00	\$ 2,474.00	\$ 365.00	\$ 115.00	\$ -	\$ -	\$ 297,881.00
341	SAN PEDRO TEQUILTEPEC	\$ 83,080.00	\$ 35,673.00	\$ 1,957.00	\$ 3,930.00	\$ 574.00	\$ 496.00	\$ 475.00	\$ 299.00	\$ 90.00	\$ -	\$ -	\$ 130,276.00
342	SAN RAYMUNDO YUCUHAMA	\$ 456,804.00	\$ 143,504.00	\$ 5,404.00	\$ 13,394.00	\$ 9,887.00	\$ 3,912.00	\$ 7,777.00	\$ 552.00	\$ 482.00	\$ 4,368.00	\$ -	\$ 641,656.00
343	SAN SEBASTIAN JALPAN	\$ 189,728.00	\$ 87,564.00	\$ 3,037.00	\$ 6,876.00	\$ 4,776.00	\$ 1,714.00	\$ 3,550.00	\$ 432.00	\$ 209.00	\$ -	\$ -	\$ 297,881.00
344	SAN SEBASTIAN ARAOLO	\$ 214,932.00	\$ 129,059.00	\$ 3,309.00	\$ 7,929.00	\$ 6,639.00	\$ 1,821.00	\$ 4,214.00	\$ 498.00	\$ 210.00	\$ -	\$ -	\$ 368,611.00
345	SAN SEBASTIAN COATLAN	\$ 257,008.00	\$ 76,134.00	\$ 4,011.00	\$ 9,163.00	\$ 9,933.00	\$ 2,309.00	\$ 5,990.00	\$ 552.00	\$ 282.00	\$ -	\$ -	\$ 365,382.00
346	SAN SEBASTIAN IXCAPA	\$ 175,092.00	\$ 58,303.00	\$ 2,557.00	\$ 6,158.00	\$ 3,665.00	\$ 1,488.00	\$ 2,860.00	\$ 362.00	\$ 175.00	\$ 8,302.00	\$ -	\$ 258,962.00
346	SAN SEBASTIAN NICANANDUITA												

I. Importe de las participaciones pagadas a los municipios del Estado de Oaxaca correspondiente al mes de SEPTIEMBRE 2022

Clave de Municipio	Municipio	FONDO GENERAL DE PARTICIPACIONES	FONDO DE FOMENTO MUNICIPAL	FONDO DE IMPUESTOS ESPECIALES SOBRE PRODUCCION Y SERVICIOS	FONDO DE FISCALIZACION Y RECAUDACION	FONDO DE COMPENSACION	IMPUESTO SOBRE AUTOMOVILES NUEVOS	IMPUESTO A LAS VENTAS FINALES DE GASOLINAS Y DIESEL	FONDO DE COMPENSACION DEL IMPUESTO SOBRE AUTOMOVILES NUEVOS ISAN	ISR ARTICULO 126	ISR 3-B	Hidrocarburos	total
347	SAN SEBASTIAN	\$ 237,058.00	\$ 54,170.00	\$ 3,800.00	\$ 8,429.00	\$ 10,001.00	\$ 2,197.00	\$ 5,933.00	\$ 518.00	\$ 275.00	\$ 2,975.00	\$ -	\$ 325,156.00
348	RIO HONDO SAN SEBASTIAN TECOMAXTLAHUA CA	\$ 560,568.00	\$ 249,155.00	\$ 8,671.00	\$ 19,278.00	\$ 19,360.00	\$ 5,192.00	\$ 12,658.00	\$ 1,148.00	\$ 683.00	\$ -	\$ -	\$ 876,683.00
349	SAN SEBASTIAN	\$ 154,856.00	\$ 43,565.00	\$ 2,502.00	\$ 6,028.00	\$ 5,194.00	\$ 1,281.00	\$ 3,102.00	\$ 369.00	\$ 144.00	\$ 18,657.00	\$ -	\$ 233,698.00
350	TEITIPAC	\$ 1,330,246.00	\$ 471,674.00	\$ 19,594.00	\$ 35,423.00	\$ 41,196.00	\$ 14,843.00	\$ 33,097.00	\$ 2,366.00	\$ 2,104.00	\$ 127,125.00	\$ -	\$ 2,095,462.00
351	TULUA	\$ 210,896.00	\$ 73,527.00	\$ 3,438.00	\$ 7,519.00	\$ 6,642.00	\$ 1,987.00	\$ 4,587.00	\$ 458.00	\$ 251.00	\$ -	\$ -	\$ 309,305.00
352	SAN SIMON ALMOLONGAS	\$ 259,802.00	\$ 59,358.00	\$ 4,120.00	\$ 8,714.00	\$ 11,492.00	\$ 2,501.00	\$ 7,005.00	\$ 537.00	\$ 326.00	\$ 24,486.00	\$ -	\$ 375,321.00
353	ZAHUATLAN	\$ 177,354.00	\$ 143,308.00	\$ 2,843.00	\$ 6,583.00	\$ 5,718.00	\$ 1,564.00	\$ 3,669.00	\$ 407.00	\$ 187.00	\$ 8,492.00	\$ -	\$ 350,025.00
354	SANTA ANA ATEIXTLAHUACA	\$ 95,370.00	\$ 45,515.00	\$ 1,670.00	\$ 4,842.00	\$ 1,119.00	\$ 561.00	\$ 682.00	\$ 295.00	\$ 32.00	\$ -	\$ -	\$ 150,086.00
355	SANTA ANA CUAHTEMOC	\$ 96,688.00	\$ 45,480.00	\$ 1,673.00	\$ 4,690.00	\$ 1,609.00	\$ 618.00	\$ 962.00	\$ 287.00	\$ 45.00	\$ -	\$ -	\$ 152,052.00
356	SANTA ANA DEL VALLE	\$ 275,590.00	\$ 78,010.00	\$ 4,395.00	\$ 8,651.00	\$ 5,187.00	\$ 2,861.00	\$ 5,993.00	\$ 518.00	\$ 393.00	\$ -	\$ -	\$ 381,028.00
357	SANTA ANA TAVELA	\$ 140,460.00	\$ 61,494.00	\$ 2,235.00	\$ 5,818.00	\$ 2,017.00	\$ 1,052.00	\$ 1,642.00	\$ 380.00	\$ 103.00	\$ -	\$ -	\$ 215,201.00
358	SANTA ANA TLAPACOYAN	\$ 244,364.00	\$ 95,058.00	\$ 3,514.00	\$ 8,781.00	\$ 4,650.00	\$ 2,237.00	\$ 4,140.00	\$ 539.00	\$ 277.00	\$ 13,494.00	\$ -	\$ 377,394.00
359	SANTA ANA YAREIL	\$ 165,632.00	\$ 57,519.00	\$ 2,877.00	\$ 5,466.00	\$ 1,506.00	\$ 1,669.00	\$ 2,582.00	\$ 397.00	\$ 223.00	\$ -	\$ -	\$ 237,611.00
360	SANTA ANA ZEGACHE	\$ 299,762.00	\$ 137,242.00	\$ 4,794.00	\$ 10,899.00	\$ 9,446.00	\$ 2,718.00	\$ 6,295.00	\$ 675.00	\$ 333.00	\$ -	\$ -	\$ 472,104.00
361	SANTA CATALINA QUIEIL	\$ 120,574.00	\$ 60,196.00	\$ 2,074.00	\$ 5,843.00	\$ 1,946.00	\$ 785.00	\$ 1,165.00	\$ 362.00	\$ 54.00	\$ -	\$ -	\$ 192,979.00
362	SANTA CATARINA	\$ 164,072.00	\$ 85,826.00	\$ 2,555.00	\$ 6,206.00	\$ 3,563.00	\$ 1,368.00	\$ 2,641.00	\$ 378.00	\$ 155.00	\$ 2,790.00	\$ -	\$ 249,554.00
363	GUAXTLA SANTA CATARINA	\$ 192,154.00	\$ 64,694.00	\$ 3,077.00	\$ 7,338.00	\$ 6,399.00	\$ 1,632.00	\$ 3,892.00	\$ 485.00	\$ 187.00	\$ 14,664.00	\$ -	\$ 294,502.00
364	SANTA CATARINA JUQUILA	\$ 980,282.00	\$ 548,104.00	\$ 14,622.00	\$ 28,108.00	\$ 44,292.00	\$ 10,342.00	\$ 28,469.00	\$ 1,621.00	\$ 1,450.00	\$ 273,084.00	\$ -	\$ 1,930,374.00
365	SANTA CATARINA LACHATAO	\$ 111,784.00	\$ 53,030.00	\$ 1,751.00	\$ 4,547.00	\$ 2,525.00	\$ 845.00	\$ 1,638.00	\$ 289.00	\$ 85.00	\$ 10,845.00	\$ -	\$ 187,339.00
366	SANTA CATARINA LOMICHIA	\$ 403,240.00	\$ 183,042.00	\$ 5,988.00	\$ 12,158.00	\$ 6,672.00	\$ 4,031.00	\$ 7,985.00	\$ 853.00	\$ 542.00	\$ 14,774.00	\$ -	\$ 641,285.00
367	SANTA CATARINA MECHOACAN	\$ 277,110.00	\$ 73,100.00	\$ 4,397.00	\$ 10,000.00	\$ 10,744.00	\$ 2,499.00	\$ 6,522.00	\$ 614.00	\$ 305.00	\$ -	\$ -	\$ 385,291.00
368	SANTA CATARINA MIMAS	\$ 298,634.00	\$ 156,742.00	\$ 5,019.00	\$ 14,231.00	\$ 4,908.00	\$ 1,894.00	\$ 2,926.00	\$ 850.00	\$ 136.00	\$ 11,054.00	\$ -	\$ 496,394.00
369	SANTA CATARINA QUIJANA	\$ 164,156.00	\$ 92,494.00	\$ 2,687.00	\$ 5,192.00	\$ 5,240.00	\$ 1,740.00	\$ 4,002.00	\$ 321.00	\$ 241.00	\$ 6,258.00	\$ -	\$ 282,331.00
370	SANTA CATARINA TAVATA	\$ 127,092.00	\$ 57,662.00	\$ 1,904.00	\$ 4,545.00	\$ 1,584.00	\$ 1,090.00	\$ 1,721.00	\$ 267.00	\$ 128.00	\$ -	\$ -	\$ 195,994.00
371	SANTA CATARINA TICUA	\$ 141,764.00	\$ 67,419.00	\$ 2,990.00	\$ 5,892.00	\$ 2,331.00	\$ 1,084.00	\$ 1,808.00	\$ 363.00	\$ 109.00	\$ -	\$ -	\$ 223,060.00
372	SANTA CATARINA YOSONOTU	\$ 161,292.00	\$ 74,950.00	\$ 2,684.00	\$ 7,100.00	\$ 3,084.00	\$ 1,169.00	\$ 2,064.00	\$ 436.00	\$ 108.00	\$ -	\$ -	\$ 252,887.00
373	SANTA CATARINA ZBOQUILLA	\$ 80,222.00	\$ 37,087.00	\$ 1,411.00	\$ 4,048.00	\$ 952.00	\$ 484.00	\$ 599.00	\$ 247.00	\$ 30.00	\$ -	\$ -	\$ 125,080.00

I. Importe de las participaciones pagadas a los municipios del Estado de Oaxaca correspondiente al mes de SEPTIEMBRE 2022.

Clave de Municipio	Municipio	FONDO GENERAL DE PARTICIPACIONES	FONDO DE FOMENTO MUNICIPAL	FONDO DE IMPUESTOS ESPECIALES SOBRE PRODUCCION Y SERVICIOS	FONDO DE FISCALIZACIÓN Y RECAUDACIÓN	FONDO DE COMPENSACION	IMPUESTO SOBRE AUTOMÓVILES NUEVOS	IMPUESTO A LAS VENTAS FINALES DE GASOLINAS Y DIESEL	FONDO DE COMPENSACION DEL IMPUESTO SOBRE AUTOMÓVILES NUEVOS ISAN	ISR ARTICULO 126	ISR 3-B	Hidrocarburos	total
374	SANTA CRUZ ACATEPEC	\$ 128,088.00	\$ 41,639.00	\$ 2,134.00	\$ 5,323.00	\$ 3,847.00	\$ 1,021.00	\$ 2,324.00	\$ 326.00	\$ 108.00	\$ 53,154.00	\$ -	\$ 237,964.00
375	SANTA CRUZ AMILPAS	\$ 841,916.00	\$ 305,377.00	\$ 11,860.00	\$ 18,509.00	\$ 31,989.00	\$ 10,031.00	\$ 24,778.00	\$ 1,091.00	\$ 1,526.00	\$ -	\$ -	\$ 1,247,077.00
376	SANTA CRUZ DE BRAVO	\$ 69,028.00	\$ 36,354.00	\$ 1,181.00	\$ 3,318.00	\$ 867.00	\$ 441.00	\$ 590.00	\$ 204.00	\$ 32.00	\$ 2,429.00	\$ -	\$ 114,444.00
377	SANTA CRUZ ITUNDULIA	\$ 624,322.00	\$ 152,934.00	\$ 9,673.00	\$ 19,870.00	\$ 25,541.00	\$ 6,241.00	\$ 16,497.00	\$ 1,213.00	\$ 836.00	\$ -	\$ -	\$ 857,127.00
378	SANTA CRUZ MIXTEPEC	\$ 220,258.00	\$ 107,395.00	\$ 3,445.00	\$ 7,736.00	\$ 8,823.00	\$ 2,014.00	\$ 5,315.00	\$ 478.00	\$ 250.00	\$ -	\$ -	\$ 355,714.00
379	SANTA CRUZ MURDAGO	\$ 215,294.00	\$ 47,183.00	\$ 3,481.00	\$ 7,446.00	\$ 6,994.00	\$ 2,075.00	\$ 4,951.00	\$ 456.00	\$ 268.00	\$ -	\$ -	\$ 295,663.00
380	SANTA CRUZ PAPALUTLA	\$ 174,016.00	\$ 57,582.00	\$ 2,855.00	\$ 5,465.00	\$ 5,355.00	\$ 1,861.00	\$ 4,211.00	\$ 332.00	\$ 259.00	\$ 7,605.00	\$ -	\$ 251,936.00
381	SANTA CRUZ TACACHE DE MINA	\$ 177,956.00	\$ 107,405.00	\$ 2,746.00	\$ 6,274.00	\$ 7,033.00	\$ 1,587.00	\$ 4,160.00	\$ 378.00	\$ 193.00	\$ -	\$ -	\$ 323,144.00
382	SANTA CRUZ TAGARUA	\$ 124,364.00	\$ 51,930.00	\$ 2,081.00	\$ 5,507.00	\$ 2,809.00	\$ 901.00	\$ 1,724.00	\$ 334.00	\$ 85.00	\$ 15,432.00	\$ -	\$ 191,598.00
383	SANTA CRUZ TAVATA	\$ 90,632.00	\$ 40,304.00	\$ 1,516.00	\$ 3,942.00	\$ 1,417.00	\$ 662.00	\$ 1,048.00	\$ 299.00	\$ 61.00	\$ 1,865.00	\$ -	\$ 139,881.00
384	SANTA CRUZ XITLA	\$ 276,846.00	\$ 66,760.00	\$ 4,407.00	\$ 9,775.00	\$ 11,333.00	\$ 2,567.00	\$ 6,842.00	\$ 602.00	\$ 321.00	\$ 46,973.00	\$ -	\$ 426,416.00
385	SANTA CRUZ XOXOCTLAN	\$ 8,595,744.00	\$ 1,764,254.00	\$ 123,488.00	\$ 157,854.00	\$ 241,880.00	\$ 112,472.00	\$ 246,866.00	\$ 10,526.00	\$ 17,918.00	\$ 51,571.00	\$ -	\$ 11,372,575.00
386	SANTA CRUZ ZENONTEPEC	\$ 1,433,976.00	\$ 396,656.00	\$ 20,092.00	\$ 41,806.00	\$ 44,579.00	\$ 14,094.00	\$ 32,912.00	\$ 2,480.00	\$ 1,892.00	\$ 44,196.00	\$ -	\$ 2,032,683.00
387	SANTA GERTRUDIS MONTE	\$ 206,298.00	\$ 85,679.00	\$ 3,128.00	\$ 7,161.00	\$ 6,504.00	\$ 1,849.00	\$ 4,430.00	\$ 440.00	\$ 227.00	\$ -	\$ -	\$ 316,116.00
388	SANTA INES DEL MONTE	\$ 200,588.00	\$ 179,790.00	\$ 3,284.00	\$ 7,904.00	\$ 6,606.00	\$ 1,684.00	\$ 4,026.00	\$ 483.00	\$ 190.00	\$ -	\$ -	\$ 404,635.00
389	SANTA INES VAIZEGHE	\$ 147,928.00	\$ 74,090.00	\$ 2,587.00	\$ 7,192.00	\$ 2,145.00	\$ 988.00	\$ 1,386.00	\$ 443.00	\$ 71.00	\$ -	\$ -	\$ 236,800.00
390	SANTA LUCIA DEL CAMINO	\$ 3,852,148.00	\$ 764,955.00	\$ 61,871.00	\$ 75,695.00	\$ 122,322.00	\$ 53,053.00	\$ 119,914.00	\$ 5,334.00	\$ 8,565.00	\$ 313,293.00	\$ -	\$ 5,377,150.00
391	SANTA LUCIA MIHUATLAN	\$ 237,266.00	\$ 100,477.00	\$ 3,840.00	\$ 9,197.00	\$ 7,857.00	\$ 2,007.00	\$ 4,840.00	\$ 566.00	\$ 229.00	\$ 34,477.00	\$ -	\$ 400,756.00
392	SANTA LUCIA MONTEVERDE	\$ 445,242.00	\$ 160,930.00	\$ 6,491.00	\$ 14,513.00	\$ 15,722.00	\$ 3,812.00	\$ 9,819.00	\$ 910.00	\$ 474.00	\$ 51,613.00	\$ -	\$ 679,526.00
393	SANTA LUCIA OCOCTLAN	\$ 282,706.00	\$ 88,699.00	\$ 4,454.00	\$ 9,226.00	\$ 9,896.00	\$ 2,808.00	\$ 6,822.00	\$ 559.00	\$ 373.00	\$ 12,546.00	\$ -	\$ 418,089.00
394	SANTA MARIA ALIOTEPEC	\$ 174,376.00	\$ 38,964.00	\$ 2,798.00	\$ 6,366.00	\$ 6,620.00	\$ 1,568.00	\$ 4,018.00	\$ 404.00	\$ 190.00	\$ -	\$ -	\$ 235,304.00
395	SANTA MARIA APAZCO	\$ 167,476.00	\$ 58,208.00	\$ 2,809.00	\$ 7,504.00	\$ 3,788.00	\$ 1,190.00	\$ 2,300.00	\$ 463.00	\$ 107.00	\$ -	\$ -	\$ 243,845.00
396	SANTA MARIA LA ASUNCION	\$ 233,372.00	\$ 62,876.00	\$ 3,812.00	\$ 9,286.00	\$ 7,551.00	\$ 1,927.00	\$ 4,604.00	\$ 575.00	\$ 213.00	\$ 18,710.00	\$ -	\$ 362,926.00
397	HERCICIA CIUDAD DE TLAMACO	\$ 3,095,420.00	\$ 1,101,285.00	\$ 44,453.00	\$ 75,441.00	\$ 95,986.00	\$ 95,210.00	\$ 80,459.00	\$ 4,838.00	\$ 5,195.00	\$ 955,232.00	\$ -	\$ 5,499,529.00
398	AYOQUEZCO DE ALDAMA	\$ 362,502.00	\$ 143,474.00	\$ 5,420.00	\$ 11,847.00	\$ 11,588.00	\$ 3,414.00	\$ 7,991.00	\$ 708.00	\$ 488.00	\$ 75,204.00	\$ -	\$ 622,566.00
399	SANTA MARIA ATZOMPA	\$ 2,269,374.00	\$ 604,389.00	\$ 32,933.00	\$ 42,425.00	\$ 100,718.00	\$ 29,795.00	\$ 77,799.00	\$ 2,323.00	\$ 4,751.00	\$ 14,128.00	\$ -	\$ 3,178,635.00
400	SANTA MARIA CAMOTLAN	\$ 193,798.00	\$ 62,817.00	\$ 2,721.00	\$ 6,922.00	\$ 4,080.00	\$ 1,554.00	\$ 2,981.00	\$ 386.00	\$ 173.00	\$ -	\$ -	\$ 275,432.00

I. Importe de las participaciones pagadas a los municipios del Estado de Oaxaca correspondiente al mes de SEPTIEMBRE 2022

Clave de Municipio	Municipio	FONDO GENERAL DE PARTICIPACIONES	FONDO DE FOMENTO MUNICIPAL	FONDO DE IMPUESTOS ESPECIALES SOBRE PRODUCCIÓN Y SERVICIOS	FONDO DE FISCALIZACIÓN Y RECAUDACIÓN	FONDO DE COMPENSACION	IMPUESTO SOBRE AUTOMÓVILES NUEVOS	IMPUESTO A LAS VENTAS FINALES DE GASOLINAS Y DIESEL	FONDO DE COMPENSACION DEL IMPUESTO SOBRE AUTOMÓVILES NUEVOS ISAN	ISR ARTICULO 126	ISR 3-B	Hidrocarburos	total
401	SANTA MARIA COLOTEPEC	\$ 2,546,352.00	\$ 566,808.00	\$ 38,015.00	\$ 35,907.00	\$ 64,539.00	\$ 37,292.00	\$ 79,391.00	\$ 2,400.00	\$ 6,219.00	\$ 194,951.00	\$ -	\$ 3,571,874.00
402	SANTA MARIA CORTIO	\$ 106,542.00	\$ 40,671.00	\$ 1,802.00	\$ 4,776.00	\$ 2,537.00	\$ 766.00	\$ 1,509.00	\$ 292.00	\$ 70.00	\$ -	\$ -	\$ 159,057.00
403	SANTA MARIA COYOTEPEC	\$ 300,038.00	\$ 126,567.00	\$ 4,470.00	\$ 6,855.00	\$ 9,021.00	\$ 5,654.00	\$ 8,205.00	\$ 409.00	\$ 559.00	\$ 27,014.00	\$ -	\$ 486,792.00
404	SANTA MARIA CHACHAPAM	\$ 140,476.00	\$ 62,399.00	\$ 2,253.00	\$ 4,569.00	\$ 1,827.00	\$ 1,424.00	\$ 2,391.00	\$ 276.00	\$ 192.00	\$ 5,206.00	\$ -	\$ 221,013.00
405	VILLA DE CHILAPA	\$ 245,443.00	\$ 76,829.00	\$ 3,680.00	\$ 6,591.00	\$ 4,326.00	\$ 2,721.00	\$ 5,101.00	\$ 438.00	\$ 393.00	\$ -	\$ -	\$ 345,537.00
406	SANTA MARIA DE DIAZ	\$ 1,178,866.00	\$ 253,293.00	\$ 18,248.00	\$ 39,325.00	\$ 49,072.00	\$ 11,249.00	\$ 30,755.00	\$ 2,433.00	\$ 1,451.00	\$ -	\$ -	\$ 1,584,492.00
407	SANTA MARIA CHILCHOTLA	\$ 493,586.00	\$ 72,076.00	\$ 7,561.00	\$ 15,637.00	\$ 22,488.00	\$ 4,790.00	\$ 13,626.00	\$ 964.00	\$ 637.00	\$ -	\$ -	\$ 631,365.00
408	SANTA MARIA DEL ROSARIO	\$ 86,468.00	\$ 51,378.00	\$ 1,417.00	\$ 3,809.00	\$ 1,189.00	\$ 613.00	\$ 913.00	\$ 232.00	\$ 55.00	\$ -	\$ -	\$ 146,074.00
409	SANTA MARIA DEL TULE	\$ 917,304.00	\$ 205,854.00	\$ 13,741.00	\$ 18,086.00	\$ 21,706.00	\$ 12,014.00	\$ 24,869.00	\$ 1,167.00	\$ 1,907.00	\$ 8,007.00	\$ -	\$ 1,224,655.00
410	SANTA MARIA ECATEPEC	\$ 237,754.00	\$ 86,509.00	\$ 3,892.00	\$ 9,114.00	\$ 8,132.00	\$ 2,053.00	\$ 4,982.00	\$ 617.00	\$ 238.00	\$ -	\$ -	\$ 353,271.00
411	SANTA MARIA GUELAJE	\$ 100,618.00	\$ 59,541.00	\$ 1,715.00	\$ 4,573.00	\$ 2,177.00	\$ 714.00	\$ 1,322.00	\$ 278.00	\$ 64.00	\$ -	\$ -	\$ 171,002.00
412	SANTA MARIA GUERRAGATI	\$ 356,902.00	\$ 80,894.00	\$ 5,021.00	\$ 10,577.00	\$ 7,498.00	\$ 3,488.00	\$ 6,886.00	\$ 559.00	\$ 467.00	\$ -	\$ -	\$ 472,292.00
413	SANTA MARIA HUATULCO	\$ 13,350,722.00	\$ 2,728,283.00	\$ 195,012.00	\$ 222,539.00	\$ 121,104.00	\$ 180,507.00	\$ 311,237.00	\$ 17,082.00	\$ 29,190.00	\$ -	\$ -	\$ 17,156,476.00
414	SANTA MARIA HUAZOLOTLILAN	\$ 619,268.00	\$ 213,664.00	\$ 9,296.00	\$ 18,967.00	\$ 28,535.00	\$ 6,207.00	\$ 17,422.00	\$ 1,178.00	\$ 837.00	\$ -	\$ -	\$ 915,374.00
415	SANTA MARIA IPALAPA	\$ 284,046.00	\$ 88,393.00	\$ 4,485.00	\$ 9,800.00	\$ 11,601.00	\$ 2,674.00	\$ 7,084.00	\$ 604.00	\$ 340.00	\$ 24,145.00	\$ -	\$ 493,172.00
416	SANTA MARIA IXCATLAN	\$ 97,020.00	\$ 52,405.00	\$ 1,690.00	\$ 4,945.00	\$ 1,090.00	\$ 560.00	\$ 652.00	\$ 302.00	\$ 30.00	\$ -	\$ -	\$ 158,694.00
417	SANTA MARIA JACATEPEC	\$ 599,340.00	\$ 262,215.00	\$ 9,192.00	\$ 19,481.00	\$ 22,930.00	\$ 5,803.00	\$ 14,831.00	\$ 1,243.00	\$ 758.00	\$ 215,616.00	\$ 8,874.00	\$ 1,160,353.00
418	SANTA MARIA JALAPA DEL MARQUES	\$ 656,414.00	\$ 158,549.00	\$ 10,141.00	\$ 17,396.00	\$ 28,091.00	\$ 7,428.00	\$ 19,457.00	\$ 1,511.00	\$ 1,079.00	\$ -	\$ -	\$ 900,072.00
419	SANTA MARIA JALTIANGUIS	\$ 103,440.00	\$ 54,584.00	\$ 1,745.00	\$ 4,404.00	\$ 1,420.00	\$ 807.00	\$ 1,241.00	\$ 277.00	\$ 82.00	\$ 6,874.00	\$ -	\$ 174,674.00
420	SANTA MARIA LACHIXIO	\$ 209,330.00	\$ 47,883.00	\$ 3,338.00	\$ 6,649.00	\$ 3,959.00	\$ 2,154.00	\$ 4,069.00	\$ 417.00	\$ 293.00	\$ 1,659.00	\$ -	\$ 279,751.00
421	SANTA MARIA MIXTEQUILLA	\$ 482,604.00	\$ 204,573.00	\$ 7,630.00	\$ 18,182.00	\$ 11,227.00	\$ 4,093.00	\$ 8,130.00	\$ 1,210.00	\$ 470.00	\$ -	\$ -	\$ 738,119.00
422	SANTA MARIA NATIVITAS	\$ 113,006.00	\$ 50,771.00	\$ 1,723.00	\$ 4,731.00	\$ 1,442.00	\$ 793.00	\$ 1,153.00	\$ 274.00	\$ 72.00	\$ -	\$ -	\$ 173,965.00
423	SANTA MARIA HUIJAVACO	\$ 84,736.00	\$ 33,411.00	\$ 1,470.00	\$ 4,122.00	\$ 1,074.00	\$ 541.00	\$ 726.00	\$ 251.00	\$ 99.00	\$ -	\$ -	\$ 126,370.00
424	SANTA MARIA OZOLOTEPEC	\$ 270,504.00	\$ 198,627.00	\$ 4,344.00	\$ 10,448.00	\$ 8,944.00	\$ 2,277.00	\$ 5,456.00	\$ 639.00	\$ 259.00	\$ -	\$ -	\$ 501,498.00
425	SANTA MARIA PAPALO	\$ 221,539.00	\$ 83,654.00	\$ 3,420.00	\$ 7,790.00	\$ 4,874.00	\$ 2,014.00	\$ 3,968.00	\$ 467.00	\$ 249.00	\$ 9,858.00	\$ -	\$ 387,772.00
426	SANTA MARIA PEÑONES	\$ 485,108.00	\$ 73,972.00	\$ 7,596.00	\$ 16,562.00	\$ 21,039.00	\$ 4,590.00	\$ 12,661.00	\$ 1,005.00	\$ 586.00	\$ -	\$ -	\$ 624,119.00
427	SANTA MARIA PEJAPA	\$ 778,912.00	\$ 149,361.00	\$ 11,657.00	\$ 21,527.00	\$ 39,773.00	\$ 8,440.00	\$ 24,611.00	\$ 1,365.00	\$ 1,209.00	\$ -	\$ -	\$ 1,036,849.00

I. Importe de las participaciones pagadas a los municipios del Estado de Oaxaca correspondiente al mes de SEPTIEMBRE 2022

Clave de Municipio	Municipio	FONDO GENERAL DE PARTICIPACIONES	FONDO DE FOMENTO MUNICIPAL	FONDO DE IMPUESTOS ESPECIALES SOBRE PRODUCCION Y SERVICIOS	FONDO DE FISCALIZACION Y RECAUDACION	FONDO DE COMPENSACION	IMPUESTO SOBRE AUTOMOVILES NUEVOS	IMPUESTO A LAS VENTAS FINALES DE GASOLINAS Y DIESEL	FONDO DE COMPENSACION DEL IMPUESTO SOBRE AUTOMOVILES NUEVOS ISAN	ISR ARTICULO 126	ISR 3-B	Hidrocarburos	total
428	SANTA MARIA QUIEGOLANI	\$ 164,400.00	\$ 54,904.00	\$ 2,750.00	\$ 6,724.00	\$ 5,246.00	\$ 1,346.00	\$ 3,155.00	\$ 411.00	\$ 147.00	\$ 2,423.00	\$ -	\$ 241,506.00
429	SANTA MARIA SOLA	\$ 147,480.00	\$ 61,711.00	\$ 2,485.00	\$ 6,264.00	\$ 3,583.00	\$ 1,153.00	\$ 2,318.00	\$ 390.00	\$ 118.00	\$ -	\$ -	\$ 225,502.00
430	SANTA MARIA TATALTEPEC	\$ 77,862.00	\$ 44,594.00	\$ 1,351.00	\$ 3,930.00	\$ 755.00	\$ 459.00	\$ 501.00	\$ 236.00	\$ 27.00	\$ -	\$ -	\$ 129,715.00
431	SANTA MARIA TECOMAVACA	\$ 130,006.00	\$ 56,310.00	\$ 2,092.00	\$ 4,821.00	\$ 4,369.00	\$ 1,154.00	\$ 2,759.00	\$ 293.00	\$ 139.00	\$ -	\$ -	\$ 201,943.00
432	SANTA MARIA TEMAYACALAPA	\$ 122,552.00	\$ 56,214.00	\$ 2,066.00	\$ 5,562.00	\$ 2,163.00	\$ 856.00	\$ 1,416.00	\$ 349.00	\$ 74.00	\$ 6,829.00	\$ -	\$ 198,081.00
433	SANTA MARIA TEMAYACALTEPEC	\$ 198,542.00	\$ 48,130.00	\$ 3,250.00	\$ 7,469.00	\$ 6,300.00	\$ 1,767.00	\$ 4,133.00	\$ 458.00	\$ 211.00	\$ 98,066.00	\$ -	\$ 308,327.00
434	SANTA MARIA TEOPOXCO	\$ 288,480.00	\$ 67,452.00	\$ 4,267.00	\$ 10,453.00	\$ 9,384.00	\$ 2,395.00	\$ 5,745.00	\$ 632.00	\$ 273.00	\$ -	\$ -	\$ 389,081.00
435	SANTA MARIA TEPANTLANI	\$ 232,762.00	\$ 76,514.00	\$ 3,629.00	\$ 8,423.00	\$ 8,387.00	\$ 2,052.00	\$ 5,164.00	\$ 514.00	\$ 246.00	\$ -	\$ -	\$ 346,674.00
436	SANTA MARIA TEXCATILAN	\$ 108,916.00	\$ 43,617.00	\$ 1,843.00	\$ 5,070.00	\$ 2,078.00	\$ 730.00	\$ 1,267.00	\$ 311.00	\$ 59.00	\$ -	\$ -	\$ 163,791.00
437	SANTA MARIA TLAHUUILTEPEC	\$ 942,156.00	\$ 72,143.00	\$ 12,431.00	\$ 26,383.00	\$ 22,781.00	\$ 9,147.00	\$ 19,177.00	\$ 1,289.00	\$ 1,230.00	\$ 1,050.00	\$ -	\$ 1,107,787.00
438	SANTA MARIA TLAHUXTAC	\$ 159,049.00	\$ 52,639.00	\$ 2,709.00	\$ 6,862.00	\$ 4,339.00	\$ 1,216.00	\$ 2,597.00	\$ 487.00	\$ 120.00	\$ -	\$ -	\$ 230,017.00
439	SANTA MARIA TONAMECA	\$ 1,344,112.00	\$ 2,450,629.00	\$ 19,722.00	\$ 38,028.00	\$ 59,509.00	\$ 14,110.00	\$ 38,733.00	\$ 2,226.00	\$ 1,975.00	\$ -	\$ -	\$ 3,969,044.00
440	SANTA MARIA TOTOLAPILLA	\$ 116,778.00	\$ 78,169.00	\$ 1,908.00	\$ 5,388.00	\$ 1,930.00	\$ 751.00	\$ 1,176.00	\$ 342.00	\$ 56.00	\$ 9,632.00	\$ -	\$ 217,130.00
441	SANTA MARIA YADANI	\$ 426,260.00	\$ 141,003.00	\$ 6,545.00	\$ 12,360.00	\$ 21,999.00	\$ 4,535.00	\$ 13,326.00	\$ 886.00	\$ 635.00	\$ -	\$ -	\$ 627,549.00
442	SANTA MARIA YALINA	\$ 62,976.00	\$ 33,510.00	\$ 1,092.00	\$ 3,173.00	\$ 597.00	\$ 370.00	\$ 397.00	\$ 196.00	\$ 21.00	\$ -	\$ -	\$ 103,426.00
443	SANTA MARIA YAVESIA	\$ 71,146.00	\$ 33,002.00	\$ 1,117.00	\$ 3,138.00	\$ 1,043.00	\$ 474.00	\$ 710.00	\$ 184.00	\$ 39.00	\$ 1,094.00	\$ -	\$ 134,600.00
444	SANTA MARIA YOLOTEPEC	\$ 84,222.00	\$ 42,145.00	\$ 1,446.00	\$ 4,115.00	\$ 1,148.00	\$ 522.00	\$ 713.00	\$ 254.00	\$ 35.00	\$ -	\$ -	\$ 134,600.00
445	SANTA MARIA YOSUYUA	\$ 163,850.00	\$ 51,739.00	\$ 2,729.00	\$ 6,428.00	\$ 4,052.00	\$ 1,414.00	\$ 2,885.00	\$ 390.00	\$ 164.00	\$ -	\$ -	\$ 236,282.00
446	SANTA MARIA YUCUHITI	\$ 387,040.00	\$ 134,736.00	\$ 6,005.00	\$ 12,585.00	\$ 14,279.00	\$ 3,782.00	\$ 9,443.00	\$ 839.00	\$ 496.00	\$ 2,631.00	\$ -	\$ 570,695.00
447	SANTA MARIA ZACATEPEC	\$ 838,392.00	\$ 508,210.00	\$ 12,887.00	\$ 24,389.00	\$ 40,550.00	\$ 8,965.00	\$ 25,478.00	\$ 1,499.00	\$ 1,262.00	\$ 1,490.00	\$ -	\$ 1,461,632.00
448	SANTA MARIA ZANIZA	\$ 162,806.00	\$ 42,638.00	\$ 2,611.00	\$ 6,136.00	\$ 5,789.00	\$ 1,414.00	\$ 3,530.00	\$ 369.00	\$ 166.00	\$ -	\$ -	\$ 225,460.00
449	SANTA MARIA ZOCUITLAN	\$ 212,486.00	\$ 57,976.00	\$ 3,430.00	\$ 7,978.00	\$ 7,819.00	\$ 1,856.00	\$ 4,682.00	\$ 525.00	\$ 219.00	\$ -	\$ -	\$ 305,655.00
450	SANTIAGO AMOLTEPEC	\$ 712,200.00	\$ 85,151.00	\$ 11,088.00	\$ 22,565.00	\$ 32,025.00	\$ 7,181.00	\$ 20,131.00	\$ 1,380.00	\$ 967.00	\$ 8,684.00	\$ -	\$ 892,686.00
451	SANTIAGO APDALA	\$ 132,260.00	\$ 56,149.00	\$ 2,269.00	\$ 6,001.00	\$ 2,358.00	\$ 952.00	\$ 1,621.00	\$ 366.00	\$ 86.00	\$ -	\$ -	\$ 202,062.00
452	SANTIAGO APOSTOL	\$ 341,746.00	\$ 130,887.00	\$ 5,266.00	\$ 12,423.00	\$ 10,365.00	\$ 2,955.00	\$ 6,792.00	\$ 770.00	\$ 348.00	\$ -	\$ -	\$ 511,553.00
453	SANTIAGO ASTATA	\$ 247,944.00	\$ 61,309.00	\$ 3,912.00	\$ 6,983.00	\$ 9,304.00	\$ 2,780.00	\$ 6,888.00	\$ 427.00	\$ 403.00	\$ -	\$ -	\$ 339,950.00
454	SANTIAGO ATITLAN	\$ 212,342.00	\$ 46,488.00	\$ 3,426.00	\$ 7,745.00	\$ 8,387.00	\$ 1,975.00	\$ 5,049.00	\$ 484.00	\$ 235.00	\$ -	\$ -	\$ 286,081.00

   
 Página 84


I. Importe de las participaciones pagadas a los municipios del Estado de Oaxaca correspondiente al mes de SEPTIEMBRE 2022

Clave de Municipio	Municipio	FONDO GENERAL DE PARTICIPACIONES	FONDO DE FOMENTO MUNICIPAL	FONDO DE IMPUESTOS ESPECIALES SOBRE PRODUCCION Y SERVICIOS	FONDO DE FISCALIZACION Y RECAUDACION	FONDO DE COMPENSACION	IMPUESTO SOBRE AUTOMOVILES NUEVOS	IMPUESTO A LAS VENTAS FINALES DE GASOLINAS Y DIESEL	FONDO DE COMPENSACION DEL IMPUESTO SOBRE AUTOMOVILES NUEVOS ISAN	ISR ARTICULO 126	ISR 3-B	Hidrocarburos	total
455	SANTIAGO AYUQUILLILLA	\$ 212,182.00	\$ 92,425.00	\$ 3,309.00	\$ 7,561.00	\$ 6,843.00	\$ 1,902.00	\$ 4,487.00	\$ 475.00	\$ 232.00	\$ -	\$ -	\$ 329,416.00
456	SANTIAGO CACALOXTPEC	\$ 147,392.00	\$ 71,927.00	\$ 2,277.00	\$ 5,287.00	\$ 3,958.00	\$ 1,252.00	\$ 2,724.00	\$ 328.00	\$ 149.00	\$ -	\$ -	\$ 230,294.00
457	SANTIAGO CAMOTLAN	\$ 236,516.00	\$ 56,750.00	\$ 3,879.00	\$ 9,170.00	\$ 7,932.00	\$ 2,018.00	\$ 4,838.00	\$ 620.00	\$ 231.00	\$ -	\$ -	\$ 321,954.00
458	SANTIAGO COMALTREPEC	\$ 164,988.00	\$ 62,524.00	\$ 2,292.00	\$ 6,454.00	\$ 2,768.00	\$ 1,430.00	\$ 1,892.00	\$ 355.00	\$ 104.00	\$ 3,358.00	\$ -	\$ 243,865.00
459	SANTIAGO CHAZUMBA	\$ 341,732.00	\$ 138,552.00	\$ 5,244.00	\$ 11,135.00	\$ 11,654.00	\$ 3,308.00	\$ 7,938.00	\$ 687.00	\$ 432.00	\$ -	\$ -	\$ 520,682.00
460	SANTIAGO CHOAPAM	\$ 330,790.00	\$ 67,466.00	\$ 5,284.00	\$ 12,322.00	\$ 12,335.00	\$ 2,894.00	\$ 7,402.00	\$ 762.00	\$ 343.00	\$ -	\$ -	\$ 439,598.00
461	SANTIAGO DEL RIO	\$ 105,644.00	\$ 47,852.00	\$ 1,721.00	\$ 4,592.00	\$ 1,241.00	\$ 760.00	\$ 1,076.00	\$ 274.00	\$ 70.00	\$ -	\$ -	\$ 163,230.00
462	SANTIAGO HUAJOLOITLAN	\$ 351,632.00	\$ 144,833.00	\$ 5,377.00	\$ 10,842.00	\$ 11,013.00	\$ 3,563.00	\$ 8,180.00	\$ 687.00	\$ 483.00	\$ 108,032.00	\$ -	\$ 644,642.00
463	SANTIAGO HUAUCLILLA	\$ 85,536.00	\$ 37,868.00	\$ 1,459.00	\$ 4,037.00	\$ 1,250.00	\$ 565.00	\$ 829.00	\$ 251.00	\$ 44.00	\$ 3,525.00	\$ -	\$ 135,364.00
464	SANTIAGO IHUITLAN PLUMAS	\$ 90,628.00	\$ 36,482.00	\$ 1,581.00	\$ 3,848.00	\$ 812.00	\$ 743.00	\$ 1,019.00	\$ 238.00	\$ 80.00	\$ -	\$ -	\$ 139,403.00
465	SANTIAGO IXCUITEPEC	\$ 130,296.00	\$ 44,614.00	\$ 2,161.00	\$ 5,386.00	\$ 3,859.00	\$ 1,054.00	\$ 2,370.00	\$ 329.00	\$ 113.00	\$ -	\$ -	\$ 190,132.00
466	SANTIAGO IXTAUTLA	\$ 701,280.00	\$ 82,703.00	\$ 10,867.00	\$ 21,432.00	\$ 32,042.00	\$ 7,276.00	\$ 20,469.00	\$ 1,305.00	\$ 1,001.00	\$ -	\$ -	\$ 878,395.00
467	SANTIAGO JAMILTEPEC	\$ 1,144,148.00	\$ 1,569,260.00	\$ 17,382.00	\$ 29,963.00	\$ 45,471.00	\$ 13,065.00	\$ 33,217.00	\$ 1,774.00	\$ 1,923.00	\$ 112,927.00	\$ -	\$ 2,969,130.00
468	SANTIAGO JOCOTEPEC	\$ 735,210.00	\$ 251,978.00	\$ 11,401.00	\$ 24,167.00	\$ 33,451.00	\$ 7,133.00	\$ 20,087.00	\$ 1,492.00	\$ 932.00	\$ -	\$ -	\$ 1,105,936.00
469	SANTIAGO JUXTLAHUACA	\$ 1,929,822.00	\$ 788,174.00	\$ 28,952.00	\$ 60,780.00	\$ 81,641.00	\$ 18,897.00	\$ 51,206.00	\$ 3,598.00	\$ 2,504.00	\$ 100,331.00	\$ -	\$ 3,065,906.00
470	SANTIAGO LACHIGUIRI	\$ 291,066.00	\$ 54,622.00	\$ 1,718.00	\$ 4,861.00	\$ 1,030.00	\$ 2,876.00	\$ 6,630.00	\$ 626.00	\$ 333.00	\$ 15,772.00	\$ -	\$ 395,582.00
471	SANTIAGO LALOAPA	\$ 97,198.00	\$ 203,568.00	\$ 7,426.00	\$ 19,655.00	\$ 8,056.00	\$ 3,076.00	\$ 5,264.00	\$ 1,218.00	\$ 276.00	\$ 7,469.00	\$ -	\$ 685,788.00
472	SANTIAGO LAOLLAGA	\$ 429,780.00	\$ 129,788.00	\$ 2,152.00	\$ 5,337.00	\$ 3,090.00	\$ 985.00	\$ 1,947.00	\$ 343.00	\$ 98.00	\$ 20,188.00	\$ -	\$ 219,058.00
473	SANTIAGO LAXOAPA	\$ 205,118.00	\$ 92,321.00	\$ 3,295.00	\$ 7,428.00	\$ 8,171.00	\$ 1,876.00	\$ 4,913.00	\$ 457.00	\$ 231.00	\$ -	\$ -	\$ 324,810.00
474	SANTIAGO GRANDE	\$ 752,480.00	\$ 443,855.00	\$ 11,723.00	\$ 24,317.00	\$ 24,090.00	\$ 7,456.00	\$ 17,381.00	\$ 1,487.00	\$ 991.00	\$ -	\$ -	\$ 1,283,784.00
475	SANTIAGO MATATLAN	\$ 77,562.00	\$ 36,873.00	\$ 1,365.00	\$ 3,582.00	\$ 1,004.00	\$ 560.00	\$ 806.00	\$ 225.00	\$ 50.00	\$ -	\$ -	\$ 122,025.00
476	SANTIAGO MILTEPEC	\$ 146,338.00	\$ 74,389.00	\$ 2,412.00	\$ 6,372.00	\$ 9,136.00	\$ 1,066.00	\$ 1,997.00	\$ 387.00	\$ 100.00	\$ 9,476.00	\$ -	\$ 245,673.00
477	SANTIAGO MINIAS	\$ 148,788.00	\$ 39,240.00	\$ 2,449.00	\$ 6,264.00	\$ 3,806.00	\$ 1,142.00	\$ 2,359.00	\$ 385.00	\$ 115.00	\$ -	\$ -	\$ 203,548.00
478	SANTIAGO NACALTEPEC	\$ 59,654.00	\$ 32,963.00	\$ 1,060.00	\$ 3,165.00	\$ 415.00	\$ 319.00	\$ 254.00	\$ 204.00	\$ 12.00	\$ -	\$ -	\$ 96,046.00
479	SANTIAGO NEJAPILLA	\$ 141,844.00	\$ 58,804.00	\$ 2,339.00	\$ 5,698.00	\$ 3,164.00	\$ 1,171.00	\$ 2,290.00	\$ 344.00	\$ 130.00	\$ 8,244.00	\$ -	\$ 224,028.00
480	SANTIAGO NUNDIRICHE	\$ 204,642.00	\$ 58,146.00	\$ 3,266.00	\$ 6,753.00	\$ 4,508.00	\$ 2,039.00	\$ 4,041.00	\$ 405.00	\$ 271.00	\$ 4,931.00	\$ -	\$ 289,002.00

i. Importe de las participaciones pagadas a los municipios del Estado de Oaxaca correspondiente al mes de SEPTIEMBRE 2022

Clave de Municipio	Municipio	FONDO GENERAL DE PARTICIPACIONES	FONDO DE FOMENTO MUNICIPAL	FONDO DE IMPUESTOS ESPECIALES SOBRE PRODUCCION Y SERVICIOS	FONDO DE FISCALIZACION Y RECAUDACION	FONDO DE COMPENSACION	IMPUESTO SOBRE AUTOMOVILES NUEVOS	IMPUESTO A LAS VENTAS FINALES DE GASOLINAS Y DIESEL	FONDO DE COMPENSACION DEL IMPUESTO SOBRE AUTOMOVILES NUEVOS ISAN	ISR ARTICULO 126	ISR 3-B	Hydrocarburos	total
482	SANTIAGO PINOTEPA NACIONAL SUCHILQUITONGO	\$ 4,418,816.00	\$ 1,151,012.00	\$ 62,184.00	\$ 120,636.00	\$ 132,714.00	\$ 46,103.00	\$ 104,938.00	\$ 6,429.00	\$ 6,469.00	\$ 436,937.00	\$ -	\$ 6,526,238.00
483	SANTIAGO SUCHILQUITONGO	\$ 523,670.00	\$ 169,609.00	\$ 7,674.00	\$ 15,621.00	\$ 26,153.00	\$ 5,255.00	\$ 15,371.00	\$ 949.00	\$ 712.00	\$ -	\$ -	\$ 765,014.00
484	SANTIAGO TAMAZOLA	\$ 345,028.00	\$ 143,301.00	\$ 5,161.00	\$ 11,018.00	\$ 10,564.00	\$ 3,324.00	\$ 7,623.00	\$ 661.00	\$ 485.00	\$ -	\$ -	\$ 527,115.00
485	SANTIAGO TAPEXTLA	\$ 218,344.00	\$ 88,597.00	\$ 3,532.00	\$ 8,382.00	\$ 7,342.00	\$ 1,868.00	\$ 4,525.00	\$ 516.00	\$ 216.00	\$ -	\$ -	\$ 333,322.00
486	VILLA TEUPAM DE LA UNION	\$ 206,164.00	\$ 213,604.00	\$ 3,188.00	\$ 6,729.00	\$ 5,770.00	\$ 2,013.00	\$ 4,405.00	\$ 393.00	\$ 265.00	\$ -	\$ -	\$ 482,531.00
487	SANTIAGO TENANGO	\$ 239,564.00	\$ 83,672.00	\$ 2,651.00	\$ 6,665.00	\$ 4,681.00	\$ 1,953.00	\$ 3,643.00	\$ 488.00	\$ 222.00	\$ 8,141.00	\$ -	\$ 351,680.00
488	SANTIAGO TEPETLAPA	\$ 68,738.00	\$ 41,258.00	\$ 1,194.00	\$ 3,451.00	\$ 311.00	\$ 408.00	\$ 329.00	\$ 215.00	\$ 24.00	\$ -	\$ -	\$ 115,923.00
489	SANTIAGO TETEPEC	\$ 320,662.00	\$ 69,625.00	\$ 5,039.00	\$ 11,819.00	\$ 11,597.00	\$ 2,791.00	\$ 7,018.00	\$ 718.00	\$ 390.00	\$ -	\$ -	\$ 429,599.00
490	SANTIAGO TEXCALCINGO	\$ 198,288.00	\$ 57,540.00	\$ 3,173.00	\$ 7,526.00	\$ 7,015.00	\$ 1,699.00	\$ 4,222.00	\$ 464.00	\$ 197.00	\$ -	\$ -	\$ 280,124.00
491	SANTIAGO TEXITLAN	\$ 285,566.00	\$ 91,200.00	\$ 4,489.00	\$ 8,759.00	\$ 11,701.00	\$ 2,979.00	\$ 7,776.00	\$ 575.00	\$ 410.00	\$ 16,899.00	\$ -	\$ 430,324.00
492	SANTIAGO TILANTONGO	\$ 339,550.00	\$ 111,453.00	\$ 5,554.00	\$ 11,800.00	\$ 6,502.00	\$ 3,288.00	\$ 6,164.00	\$ 756.00	\$ 425.00	\$ -	\$ -	\$ 514,969.00
493	SANTIAGO TILLO	\$ 76,204.00	\$ 39,028.00	\$ 1,288.00	\$ 3,302.00	\$ 1,306.00	\$ 566.00	\$ 943.00	\$ 211.00	\$ 54.00	\$ 29,477.00	\$ -	\$ 122,882.00
494	SANTIAGO TILZOYALTEPEC	\$ 332,248.00	\$ 99,674.00	\$ 5,349.00	\$ 11,306.00	\$ 14,781.00	\$ 3,236.00	\$ 8,986.00	\$ 707.00	\$ 422.00	\$ -	\$ -	\$ 476,709.00
495	SANTIAGO XANICA	\$ 218,084.00	\$ 58,101.00	\$ 3,576.00	\$ 8,626.00	\$ 7,082.00	\$ 1,825.00	\$ 4,312.00	\$ 530.00	\$ 205.00	\$ -	\$ -	\$ 302,371.00
496	SANTIAGO XIACUI	\$ 134,374.00	\$ 46,554.00	\$ 2,130.00	\$ 5,129.00	\$ 4,549.00	\$ 1,131.00	\$ 2,720.00	\$ 315.00	\$ 129.00	\$ 9,654.00	\$ -	\$ 206,685.00
497	SANTIAGO YAITEPEC	\$ 274,070.00	\$ 126,591.00	\$ 4,391.00	\$ 10,114.00	\$ 9,874.00	\$ 2,432.00	\$ 6,118.00	\$ 628.00	\$ 292.00	\$ -	\$ -	\$ 434,510.00
498	SANTIAGO YAVEO	\$ 449,430.00	\$ 110,428.00	\$ 7,273.00	\$ 15,688.00	\$ 17,751.00	\$ 4,277.00	\$ 11,175.00	\$ 1,030.00	\$ 545.00	\$ -	\$ 275,489.00	\$ 893,086.00
499	SANTIAGO YOLOMECATL	\$ 247,078.00	\$ 82,837.00	\$ 3,741.00	\$ 6,235.00	\$ 4,615.00	\$ 2,867.00	\$ 5,490.00	\$ 423.00	\$ 426.00	\$ 14,080.00	\$ -	\$ 367,792.00
500	SANTIAGO YOSONDUA	\$ 507,900.00	\$ 143,073.00	\$ 8,085.00	\$ 16,139.00	\$ 18,903.00	\$ 5,219.00	\$ 13,025.00	\$ 991.00	\$ 711.00	\$ -	\$ -	\$ 714,046.00
501	SANTIAGO YUCUYACHI	\$ 103,482.00	\$ 43,521.00	\$ 1,759.00	\$ 4,634.00	\$ 2,372.00	\$ 751.00	\$ 1,447.00	\$ 284.00	\$ 69.00	\$ -	\$ -	\$ 159,319.00
502	SANTIAGO ZACATEPEC	\$ 325,350.00	\$ 62,053.00	\$ 5,015.00	\$ 11,462.00	\$ 11,829.00	\$ 2,909.00	\$ 7,383.00	\$ 748.00	\$ 354.00	\$ -	\$ -	\$ 427,103.00
503	SANTIAGO ZOOCHILA	\$ 174,846.00	\$ 50,684.00	\$ 2,596.00	\$ 5,856.00	\$ 1,018.00	\$ 1,597.00	\$ 2,194.00	\$ 344.00	\$ 200.00	\$ -	\$ -	\$ 294,062.00
504	SANTIAGO ZOOQUIPAM	\$ 181,668.00	\$ 83,323.00	\$ 2,746.00	\$ 6,505.00	\$ 3,793.00	\$ 1,568.00	\$ 3,000.00	\$ 390.00	\$ 185.00	\$ 54,737.00	\$ -	\$ 297,425.00
505	SANTO DOMINGO INGENIO	\$ 700,736.00	\$ 175,851.00	\$ 11,294.00	\$ 12,872.00	\$ 18,476.00	\$ 10,024.00	\$ 21,448.00	\$ 754.00	\$ 1,647.00	\$ 9,247.00	\$ -	\$ 952,904.00
506	SANTO DOMINGO ALBARRADAS	\$ 112,740.00	\$ 41,979.00	\$ 1,931.00	\$ 4,362.00	\$ 1,901.00	\$ 1,024.00	\$ 1,790.00	\$ 266.00	\$ 124.00	\$ -	\$ -	\$ 166,117.00
507	SANTO DOMINGO ARMENTA	\$ 215,014.00	\$ 117,266.00	\$ 3,440.00	\$ 7,945.00	\$ 7,456.00	\$ 1,503.00	\$ 4,657.00	\$ 485.00	\$ 228.00	\$ -	\$ -	\$ 358,400.00

Página 86



I. Importe de las participaciones pagadas a los municipios del Estado de Oaxaca correspondiente al mes de SEPTIEMBRE 2022

Clave de Municipio	Municipio	FONDO GENERAL DE PARTICIPACIONES	FONDO DE FOMENTO MUNICIPAL	FONDO DE IMPUESTOS ESPECIALES SOBRE PRODUCCIÓN Y SERVICIOS	FONDO DE FISCALIZACIÓN Y RECAUDACIÓN	FONDO DE COMPENSACION	IMPUESTO SOBRE AUTOMÓVILES NUEVOS	IMPUESTO A LAS VENTAS FINALES DE GASOLINAS Y DIESEL	FONDO DE COMPENSACION DEL IMPUESTO SOBRE AUTOMÓVILES NUEVOS ISAN	ISR ARTICULO 126	ISR 3-B	Hidrocarburos	total
508	SANTO DOMINGO CHIHUITAN	\$ 139,858.00	\$ 43,363.00	\$ 2,159.00	\$ 4,291.00	\$ 3,879.00	\$ 1,441.00	\$ 3,136.00	\$ 249.00	\$ 198.00	\$	\$	\$ 198,574.00
509	SANTO DOMINGO DE MORELOS	\$ 578,710.00	\$ 287,804.00	\$ 8,709.00	\$ 17,672.00	\$ 26,577.00	\$ 5,831.00	\$ 16,480.00	\$ 1,087.00	\$ 789.00	\$	\$	\$ 943,669.00
510	SANTO DOMINGO IXCATLAN	\$ 108,760.00	\$ 40,729.00	\$ 1,871.00	\$ 5,088.00	\$ 1,796.00	\$ 741.00	\$ 1,181.00	\$ 311.00	\$ 61.00	\$	\$	\$ 160,538.00
511	SANTO DOMINGO NUXAA	\$ 231,288.00	\$ 98,597.00	\$ 3,680.00	\$ 8,529.00	\$ 7,816.00	\$ 2,040.00	\$ 4,948.00	\$ 522.00	\$ 244.00	\$	\$	\$ 357,644.00
512	SANTO DOMINGO OZOLOTEPEC	\$ 112,792.00	\$ 44,601.00	\$ 1,936.00	\$ 5,129.00	\$ 2,503.00	\$ 809.00	\$ 1,563.00	\$ 313.00	\$ 73.00	\$	\$	\$ 174,093.00
513	SANTO DOMINGO PETAPA	\$ 472,838.00	\$ 80,520.00	\$ 7,418.00	\$ 15,569.00	\$ 21,497.00	\$ 4,653.00	\$ 12,925.00	\$ 961.00	\$ 609.00	\$ 4,274.00	\$	\$ 616,970.00
514	SANTO DOMINGO ROAYAGA	\$ 125,000.00	\$ 50,878.00	\$ 2,153.00	\$ 5,859.00	\$ 2,200.00	\$ 851.00	\$ 1,407.00	\$ 359.00	\$ 70.00	\$	\$	\$ 194,406.00
515	SANTO DOMINGO TEHUANTEPEC	\$ 5,351,246.00	\$ 1,571,330.00	\$ 81,757.00	\$ 126,399.00	\$ 162,412.00	\$ 65,271.00	\$ 146,851.00	\$ 7,599.00	\$ 9,971.00	\$	\$	\$ 7,942,968.00
516	SANTO DOMINGO TEOJOMULCO	\$ 334,868.00	\$ 135,793.00	\$ 5,201.00	\$ 10,594.00	\$ 12,475.00	\$ 3,262.00	\$ 8,205.00	\$ 662.00	\$ 428.00	\$ 420,032.00	\$	\$ 546,050.00
517	SANTO DOMINGO TEPUXTEPEC	\$ 337,220.00	\$ 99,433.00	\$ 5,287.00	\$ 10,352.00	\$ 14,055.00	\$ 3,479.00	\$ 9,268.00	\$ 595.00	\$ 476.00	\$ 94,162.00	\$	\$ 480,225.00
518	SANTO DOMINGO TLATAYAPAM	\$ 70,700.00	\$ 35,296.00	\$ 1,499.00	\$ 3,018.00	\$ 271.00	\$ 556.00	\$ 624.00	\$ 176.00	\$ 58.00	\$	\$	\$ 111,898.00
519	SANTO DOMINGO TONALTEPEC	\$ 221,404.00	\$ 86,680.00	\$ 3,493.00	\$ 7,182.00	\$ 8,101.00	\$ 2,210.00	\$ 5,458.00	\$ 455.00	\$ 294.00	\$ 22,231.00	\$	\$ 357,558.00
520	SANTO DOMINGO TONALA	\$ 492,820.00	\$ 218,285.00	\$ 7,496.00	\$ 16,675.00	\$ 17,582.00	\$ 4,544.00	\$ 11,247.00	\$ 1,065.00	\$ 571.00	\$	\$	\$ 770,285.00
521	SANTO DOMINGO TONALTEPEC	\$ 78,796.00	\$ 39,248.00	\$ 1,382.00	\$ 4,024.00	\$ 595.00	\$ 459.00	\$ 437.00	\$ 242.00	\$ 25.00	\$	\$	\$ 125,208.00
522	SANTO DOMINGO XAGACIA	\$ 112,070.00	\$ 41,078.00	\$ 1,882.00	\$ 4,865.00	\$ 2,842.00	\$ 842.00	\$ 1,735.00	\$ 299.00	\$ 82.00	\$	\$	\$ 165,693.00
523	SANTO DOMINGO YAHUICHTLAN	\$ 246,396.00	\$ 69,683.00	\$ 3,642.00	\$ 7,450.00	\$ 3,906.00	\$ 2,441.00	\$ 4,334.00	\$ 548.00	\$ 326.00	\$	\$	\$ 338,726.00
524	SANTO DOMINGO YODOHINO	\$ 76,686.00	\$ 35,334.00	\$ 1,265.00	\$ 3,601.00	\$ 784.00	\$ 488.00	\$ 593.00	\$ 212.00	\$ 36.00	\$	\$	\$ 127,519.00
525	SANTO DOMINGO ZANATEPEC	\$ 978,260.00	\$ 313,850.00	\$ 12,506.00	\$ 22,884.00	\$ 29,800.00	\$ 10,306.00	\$ 23,441.00	\$ 1,586.00	\$ 1,444.00	\$ 8,520.00	\$	\$ 1,394,424.00
											\$ 247.00	\$	\$



I. Importe de las participaciones pagadas a los municipios del Estado de Oaxaca correspondiente al mes de SEPTIEMBRE 2022

Clave de Municipio	Municipio	FONDO GENERAL DE PARTICIPACIONES	FONDO DE FOMENTO MUNICIPAL	FONDO DE IMPUESTOS ESPECIALES SOBRE PRODUCCIÓN Y SERVICIOS	FONDO DE FISCALIZACIÓN Y RECAUDACIÓN	FONDO DE COMPENSACIÓN	IMPUESTO SOBRE AUTOMÓVILES NUEVOS	IMPUESTO A LAS VENTAS FINALES DE GASOLINAS Y DIESEL	FONDO DE COMPENSACIÓN DEL IMPUESTO SOBRE AUTOMÓVILES NUEVOS ISAN	ISR ARTICULO 126	ISR 3-B	Hidrocarburos	total
526	SANTOS REYES	\$ 836,794.00	\$ 280,748.00	\$ 12,765.00	\$ 24,817.00	\$ 39,558.00	\$ 8,753.00	\$ 24,709.00	\$ 1,518.00	\$ 1,215.00	\$ -	\$ -	\$ 1,230,877.00
527	NOPALA	\$ 265,042.00	\$ 108,764.00	\$ 4,465.00	\$ 8,275.00	\$ 5,886.00	\$ 2,789.00	\$ 5,574.00	\$ 592.00	\$ 385.00	\$ -	\$ -	\$ 401,512.00
528	PAPALO	\$ 203,606.00	\$ 51,757.00	\$ 3,368.00	\$ 5,356.00	\$ 2,138.00	\$ 2,486.00	\$ 4,213.00	\$ 342.00	\$ 376.00	\$ -	\$ -	\$ 280,389.00
529	TEFEIILLO	\$ 136,940.00	\$ 48,124.00	\$ 2,318.00	\$ 6,013.00	\$ 3,447.00	\$ 1,022.00	\$ 2,100.00	\$ 368.00	\$ 98.00	\$ 6,747.00	\$ -	\$ 200,430.00
530	TUCUNA	\$ 299,542.00	\$ 113,651.00	\$ 4,546.00	\$ 9,551.00	\$ 9,240.00	\$ 2,918.00	\$ 6,718.00	\$ 625.00	\$ 384.00	\$ -	\$ -	\$ 462,009.00
531	IAUEZA	\$ 181,324.00	\$ 51,465.00	\$ 2,933.00	\$ 6,494.00	\$ 6,249.00	\$ 1,686.00	\$ 4,060.00	\$ 395.00	\$ 211.00	\$ 14,834.00	\$ -	\$ 254,817.00
532	SANTO TOMAS MAZATEPEC	\$ 260,596.00	\$ 140,664.00	\$ 4,154.00	\$ 9,114.00	\$ 9,591.00	\$ 2,445.00	\$ 6,142.00	\$ 558.00	\$ 309.00	\$ -	\$ -	\$ 433,574.00
533	SANTO TOMAS OCOITPEC	\$ 213,708.00	\$ 107,713.00	\$ 3,362.00	\$ 7,480.00	\$ 6,493.00	\$ 1,977.00	\$ 4,491.00	\$ 451.00	\$ 248.00	\$ -	\$ -	\$ 362,008.00
534	SANTO TOMAS TAMAZULAPAN	\$ 266,270.00	\$ 71,453.00	\$ 4,075.00	\$ 9,018.00	\$ 8,246.00	\$ 2,471.00	\$ 5,720.00	\$ 565.00	\$ 312.00	\$ 16,085.00	\$ -	\$ 389,483.00
535	SAN VICENTE COATLAN	\$ 309,404.00	\$ 55,242.00	\$ 4,811.00	\$ 9,190.00	\$ 7,636.00	\$ 3,299.00	\$ 6,892.00	\$ 524.00	\$ 463.00	\$ 21,353.00	\$ -	\$ 403,032.00
536	SAN VICENTE IACHIXIO	\$ 85,436.00	\$ 40,041.00	\$ 1,512.00	\$ 3,984.00	\$ 1,075.00	\$ 607.00	\$ 851.00	\$ 271.00	\$ 59.00	\$ -	\$ -	\$ 133,832.00
537	SILACAYOAPAM	\$ 543,512.00	\$ 200,882.00	\$ 8,269.00	\$ 19,169.00	\$ 15,940.00	\$ 4,804.00	\$ 10,787.00	\$ 1,171.00	\$ 580.00	\$ 25,694.00	\$ -	\$ 830,808.00
538	SITIO DE ATLAPEHUA	\$ 113,134.00	\$ 56,215.00	\$ 1,951.00	\$ 4,975.00	\$ 1,699.00	\$ 867.00	\$ 1,372.00	\$ 303.00	\$ 86.00	\$ -	\$ -	\$ 180,602.00
539	SOLEDAD ET LA	\$ 286,934.00	\$ 105,599.00	\$ 4,362.00	\$ 8,510.00	\$ 15,213.00	\$ 2,993.00	\$ 8,963.00	\$ 511.00	\$ 415.00	\$ -	\$ -	\$ 433,500.00
540	VILLA DE TAMAZULAPAN DEL PROGRESO	\$ 622,432.00	\$ 231,237.00	\$ 9,306.00	\$ 15,584.00	\$ 20,048.00	\$ 7,176.00	\$ 16,551.00	\$ 1,089.00	\$ 1,062.00	\$ -	\$ -	\$ 986,976.00
541	TANETZE DE ZARAGOZA	\$ 139,112.00	\$ 58,916.00	\$ 2,215.00	\$ 5,747.00	\$ 9,718.00	\$ 1,054.00	\$ 2,234.00	\$ 347.00	\$ 106.00	\$ 60,491.00	\$ -	\$ 219,479.00
542	TANICHE	\$ 112,836.00	\$ 62,140.00	\$ 1,917.00	\$ 5,129.00	\$ 2,112.00	\$ 798.00	\$ 1,370.00	\$ 310.00	\$ 71.00	\$ 6,030.00	\$ -	\$ 190,711.00
543	TATALTEPEC DE VALDES	\$ 368,204.00	\$ 146,588.00	\$ 5,893.00	\$ 11,158.00	\$ 15,021.00	\$ 3,948.00	\$ 10,273.00	\$ 725.00	\$ 553.00	\$ 4,026.00	\$ -	\$ 562,363.00
544	TECOCUILCO DE MARCOS PEREZ	\$ 134,092.00	\$ 50,633.00	\$ 2,115.00	\$ 5,091.00	\$ 2,454.00	\$ 1,131.00	\$ 2,031.00	\$ 305.00	\$ 129.00	\$ -	\$ -	\$ 202,030.00
545	TEOTITLAN DE FLORES MAGON	\$ 925,518.00	\$ 403,977.00	\$ 14,947.00	\$ 33,658.00	\$ 24,251.00	\$ 8,455.00	\$ 17,799.00	\$ 1,994.00	\$ 1,043.00	\$ 4,049.00	\$ -	\$ 1,579,143.00
546	TEOTITLAN DEL VALLE	\$ 435,340.00	\$ 144,631.00	\$ 6,974.00	\$ 11,784.00	\$ 15,169.00	\$ 5,051.00	\$ 12,042.00	\$ 860.00	\$ 744.00	\$ 147,501.00	\$ -	\$ 632,595.00
547	TEOTONGO	\$ 122,120.00	\$ 52,296.00	\$ 1,940.00	\$ 5,282.00	\$ 2,402.00	\$ 856.00	\$ 1,518.00	\$ 314.00	\$ 76.00	\$ -	\$ -	\$ 186,804.00
548	TEPELAME VILLA DE MORELOS	\$ 219,772.00	\$ 104,283.00	\$ 3,411.00	\$ 8,130.00	\$ 4,615.00	\$ 1,937.00	\$ 3,645.00	\$ 631.00	\$ 233.00	\$ -	\$ -	\$ 356,647.00
549	HEROICA VILLA DE TEZOTLAN DE SEGURA Y LUINA, CUNA DE LA INDEPENDENCIA DE OAXACA	\$ 755,912.00	\$ 268,180.00	\$ 11,393.00	\$ 27,373.00	\$ 27,175.00	\$ 6,427.00	\$ 16,189.00	\$ 1,602.00	\$ 750.00	\$ -	\$ -	\$ 1,171,074.00
550	SAN JERONIMO TLACOHCHAVAYA	\$ 475,884.00	\$ 97,781.00	\$ 6,656.00	\$ 14,184.00	\$ 13,751.00	\$ 4,561.00	\$ 10,202.00	\$ 927.00	\$ 600.00	\$ 56,073.00	\$ -	\$ 651,705.00



I. Importe de las participaciones pagadas a los municipios del Estado de Oaxaca correspondiente al mes de SEPTIEMBRE 2022

Clave de Municipio	Municipio	FONDO GENERAL DE PARTICIPACIONES	FONDO DE FOMENTO MUNICIPAL	FONDO DE IMPUESTOS ESPECIALES SOBRE PRODUCCIÓN Y SERVICIOS	FONDO DE FISCALIZACIÓN Y RECAUDACIÓN	FONDO DE COMPENSACION	IMPUESTO SOBRE AUTOMÓVILES NUEVOS	IMPUESTO A LAS VENTAS FINALES DE GASOLINAS Y DIESEL	FONDO DE COMPENSACION DEL IMPUESTO SOBRE AUTOMÓVILES NUEVOS ISAN	ISR ARTICULO 126	ISR 3-B	Hidrocarburos	total
551	TLACOLULA DE	\$ 2,356,710.00	\$ 732,506.00	\$ 33,150.00	\$ 49,504.00	\$ 72,716.00	\$ 28,517.00	\$ 64,868.00	\$ 3,208.00	\$ 4,371.00	\$ 482,152.00	\$ -	\$ 3,838,110.00
	MATAMOROS												
552	TLACOTEPEC	\$ 84,912.00	\$ 56,243.00	\$ 1,427.00	\$ 3,316.00	\$ 981.00	\$ 736.00	\$ 1,120.00	\$ 231.00	\$ 85.00	\$ 3,866.00	\$ -	\$ 152,817.00
	PLUMAS												
553	TLALIXTAC DE	\$ 1,402,160.00	\$ 293,404.00	\$ 20,583.00	\$ 26,858.00	\$ 29,106.00	\$ 18,300.00	\$ 36,628.00	\$ 1,824.00	\$ 2,905.00	\$ 32,489.00	\$ -	\$ 1,864,258.00
	CARRERA												
554	TOTONTEPEC	\$ 380,044.00	\$ 116,602.00	\$ 5,682.00	\$ 13,372.00	\$ 13,850.00	\$ 3,290.00	\$ 8,376.00	\$ 880.00	\$ 390.00	\$ -	\$ -	\$ 606,730.00
	VILLA DE												
555	MOBLELOS	\$ 199,838.00	\$ 76,522.00	\$ 3,190.00	\$ 7,116.00	\$ 8,145.00	\$ 1,841.00	\$ 4,882.00	\$ 431.00	\$ 229.00	\$ -	\$ -	\$ 301,994.00
	TRINIDAD												
556	ZAACHILA	\$ 81,796.00	\$ 39,528.00	\$ 1,460.00	\$ 3,605.00	\$ 731.00	\$ 651.00	\$ 870.00	\$ 234.00	\$ 67.00	\$ 1,845.00	\$ -	\$ 130,787.00
	LA TRINIDAD												
557	VISTA HERMOSA	\$ 1,247,936.00	\$ 387,594.00	\$ 19,233.00	\$ 33,265.00	\$ 35,113.00	\$ 14,145.00	\$ 30,823.00	\$ 2,436.00	\$ 2,063.00	\$ -	\$ -	\$ 1,772,614.00
	UNION HIDALGO												
558	VALERIO	\$ 111,136.00	\$ 32,000.00	\$ 1,818.00	\$ 4,585.00	\$ 3,285.00	\$ 887.00	\$ 1,984.00	\$ 279.00	\$ 94.00	\$ -	\$ -	\$ 156,018.00
	TRUJANO												
559	SAN JUAN	\$ 1,238,414.00	\$ 342,182.00	\$ 19,296.00	\$ 36,775.00	\$ 55,018.00	\$ 13,180.00	\$ 35,691.00	\$ 2,316.00	\$ 1,845.00	\$ -	\$ -	\$ 1,744,717.00
	BAUTISTA VALLE												
560	NACIONAL	\$ 550,350.00	\$ 180,876.00	\$ 8,623.00	\$ 14,563.00	\$ 15,345.00	\$ 6,376.00	\$ 13,931.00	\$ 995.00	\$ 941.00	\$ -	\$ -	\$ 792,100.00
	VILLA DIAZ ORDAZ												
561	YAYE	\$ 385,146.00	\$ 215,153.00	\$ 6,400.00	\$ 16,434.00	\$ 6,959.00	\$ 2,939.00	\$ 5,104.00	\$ 990.00	\$ 294.00	\$ -	\$ -	\$ 639,419.00
	POBRILO DIAZ												
562	MAGDALENA	\$ 156,472.00	\$ 63,484.00	\$ 2,457.00	\$ 5,265.00	\$ 4,017.00	\$ 1,500.00	\$ 3,149.00	\$ 336.00	\$ 194.00	\$ -	\$ -	\$ 243,090.00
	YODOCONO DE												
563	YOGANA	\$ 124,082.00	\$ 46,878.00	\$ 2,094.00	\$ 5,491.00	\$ 2,906.00	\$ 909.00	\$ 1,792.00	\$ 343.00	\$ 85.00	\$ 5,893.00	\$ -	\$ 190,475.00
	YUTANDUCHI DE												
564	GUERRERO	\$ 173,990.00	\$ 75,324.00	\$ 2,626.00	\$ 5,843.00	\$ 2,823.00	\$ 1,328.00	\$ 2,228.00	\$ 401.00	\$ 137.00	\$ -	\$ -	\$ 265,700.00
	VILLA DE												
565	ZAACHILA	\$ 3,273,818.00	\$ 1,028,902.00	\$ 47,031.00	\$ 66,887.00	\$ 110,199.00	\$ 41,075.00	\$ 96,868.00	\$ 3,747.00	\$ 6,415.00	\$ -	\$ -	\$ 4,674,942.00
	SAN MATEO												
566	YACUITINDO	\$ 232,704.00	\$ 78,092.00	\$ 3,678.00	\$ 8,860.00	\$ 7,402.00	\$ 1,961.00	\$ 4,612.00	\$ 529.00	\$ 224.00	\$ 7,200.00	\$ -	\$ 345,262.00
	ZAPOTITLAN												
567	LAGUNAS	\$ 229,764.00	\$ 65,978.00	\$ 3,714.00	\$ 8,473.00	\$ 7,922.00	\$ 2,059.00	\$ 5,093.00	\$ 537.00	\$ 249.00	\$ -	\$ -	\$ 321,729.00
	ZAPOTITLAN												
568	PALMAS	\$ 134,978.00	\$ 81,533.00	\$ 2,168.00	\$ 4,914.00	\$ 4,031.00	\$ 1,221.00	\$ 2,753.00	\$ 298.00	\$ 150.00	\$ -	\$ -	\$ 232,047.00
	SANTA INES DE												
569	ZARAGOZA	\$ 150,174.00	\$ 66,683.00	\$ 2,448.00	\$ 6,364.00	\$ 3,425.00	\$ 1,126.00	\$ 2,196.00	\$ 391.00	\$ 110.00	\$ -	\$ -	\$ 232,917.00
	ZINATLAN DE												
570	ALVAREZ	\$ 1,585,336.00	\$ 546,580.00	\$ 23,530.00	\$ 37,634.00	\$ 52,784.00	\$ 18,777.00	\$ 43,965.00	\$ 2,490.00	\$ 2,824.00	\$ 435,068.00	\$ -	\$ 2,748,988.00
		\$ 355,021,726.00	\$ 120,318,091.00	\$ 5,360,747.00	\$ 9,973,830.00	\$ 9,838,231.00	\$ 3,800,401.00	\$ 8,335,157.00	\$ 615,213.00	\$ 540,272.00	\$ 25,992,528.00	\$ 1,175,106.00	\$ 540,967,302.00

Nota: La sumatoria de las cantidades en cada uno de los fondos pueden no coincidir por efectos del redondeo

San Bartolomé Coyatepec, Oaxaca, 4 de OCTUBRE de 2022

C. P. LANDO MATUS DELGADO  
TESORERO

 PERIÓDICO OFICIAL 

**PERIÓDICO OFICIAL**  
SE PUBLICA LOS DÍAS SÁBADO  
**INDICADOR**  
**UNIDAD DE LOS TALLERES GRÁFICOS**

OFICINA Y TALLERES  
SANTOS DEGOLLADO No. 500 ESQ. RAYÓN  
TELÉFONO Y FAX  
51 6 37 26  
OAXACA DE JUÁREZ, OAXACA

**CONDICIONES GENERALES**

EL PAGO DE LAS PUBLICACIONES DE EDICTOS, AVISOS Y SUSCRIPCIONES DEBE HACERSE EN LA RECAUDACIÓN DE RENTAS, DEBIENDO PRESENTAR EL ORIGINAL O LA COPIA DEL RECIBO DE PAGO.

TODOS LOS DOCUMENTOS A PUBLICAR SE DEBERÁN PRESENTAR EN ORIGINAL, ESTA UNIDAD NO RESPONDE POR ERRORES ORIGINADOS EN ESCRITURA CONFUSA, BORROSA O INCORRECTA.

LAS INSERCIONES CUYA SOLICITUD SE RECIBA DESPUÉS DEL MEDIO DÍA DE **MIÉRCOLES**, APARECERÁN HASTA EL NUMERO DE LA SIGUIENTE SEMANA.

LOS EJEMPLARES DE PERIÓDICOS EN QUE APAREZCAN LA O LAS INSERCIONES QUE INTERESAN AL SOLICITANTE, SOLO SERÁN ENTREGADOS CON EL COMPROBANTE DEL INTERESADO, DE HABERLO EXTRAVIADO SE ENTREGARAN PREVIO PAGO DE LOS MISMOS.